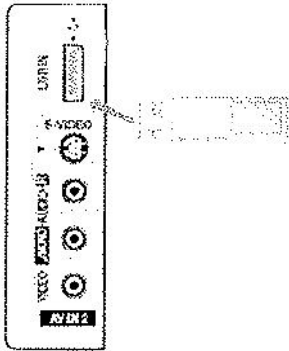


## LG DTV Software Upgrade

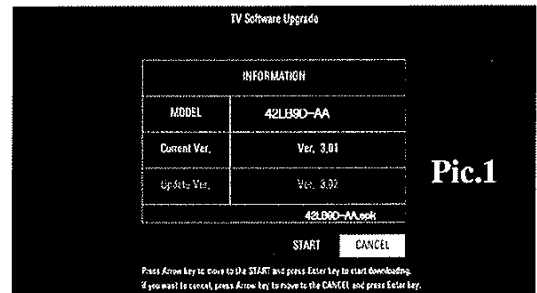
When completing a Software Update please do NOT to turn the TV off as a malfunction may occur.

- 1) Turn the TV off and insert the USB Memory Stick into the USB port on the TV.

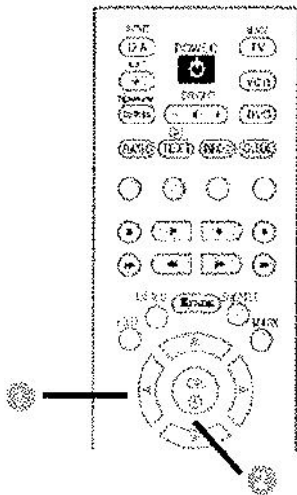


- 2) Turn the TV on and it will automatically display 'Pic 1' in 1-2 minutes.

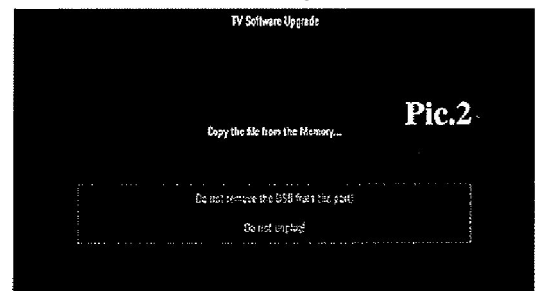
*(If Pic 1 doesn't appear please contact the LG Customer Information Centre on 1300 542 273)*




- 3) Use your Remote Control to navigate to "START" and press "OK".




- 4) Your TV will automatically copy the Software Update files from the USB Memory Stick to the TV as shown in 'Pic 2'. It is important you do not touch the TV or Remote Control during this process.



- 5) Your TV will complete the software update (Pic 3).



- 6) Once the process is completed your TV will automatically restart.



The default LG TV password is "0000"