

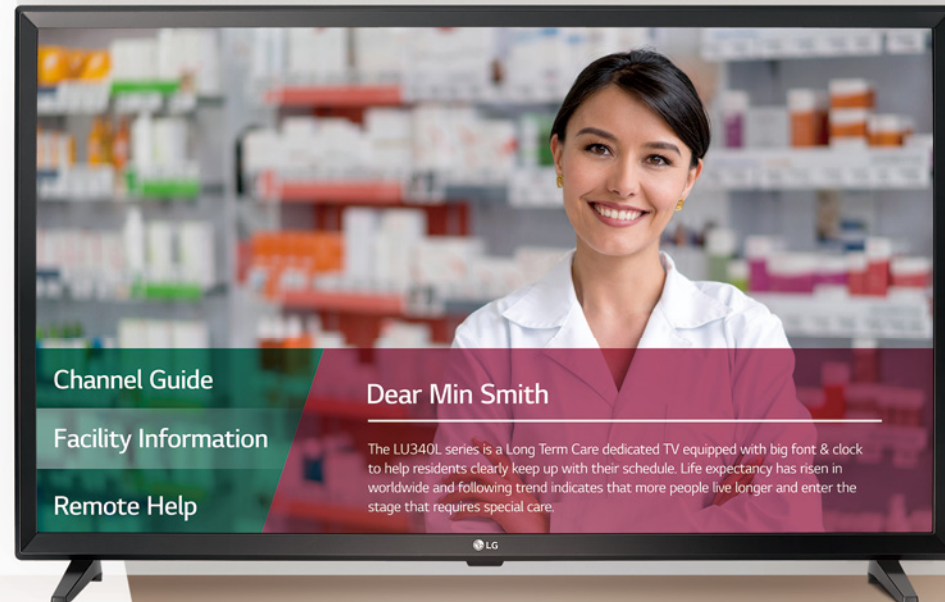
Long Term Care Dedicated TV with Special Features

LU340L

The LU340L series is a Long Term Care dedicated TV equipped with big font & clock to help residents clearly keep up with their schedule. Life expectancy has risen in worldwide and following trend indicates that more people live longer and enter the stage that requires special care. This product is designed to provide the special and professional LTC services through following features.



* Actual in-screen image may differ.



Long Term Care Dedicated TV with Special Features

LU340L

Long Term Care Dedicated Feature

Big Font (volume, channel)

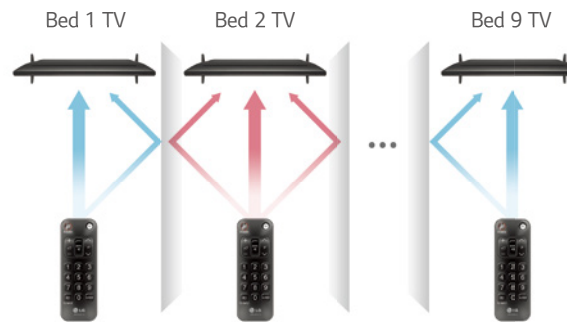
- Easy to find out channel/volume menu
- Easy to recognize channel/volume enlarging UI/Font Size



Volume Font Enlargement

Multi-IR to pair one TV with one remote

- Use each remote controller without interference via Multi IR in a hospital room
 - Set and Map between TV and Simple Remote Controller
 - Available to set 0~9 beds



Virtual Clock

- Clock Display
 - Provide SW Clock in order for seniors to check out time frequently
ex. Meal Time, Medicine Time etc.



* Actual in-screen image may differ.

* Actual in-screen image may differ.

Long Term Care Dedicated TV with Special Features

LU340L

Long Term Care Dedicated Feature

Simple Remote Controller

- Provide Power / Channel / Volume Keys used heavily
 - Enlarge a button size and font size



Simple Remote Controller
(Larger buttons)

* Optional (sold separately)

Effective TV Management

Welcome Screen / Welcome Video

With the capability to display repeatedly various video formats as well as images, Commercial Lite TVs allow for a greater variation of greeting messages in hotel rooms which make customers feel more welcome and cared for.



USB Cloning

Clone all commercial TVs with astonishing speed and ease. The USB Cloning feature allows you to simply copy the TV settings to all TVs using a USB memory device.



Firmware Update TV Setting Cloning

Long Term Care Dedicated TV with Special Features

LU340L

Effective TV Management

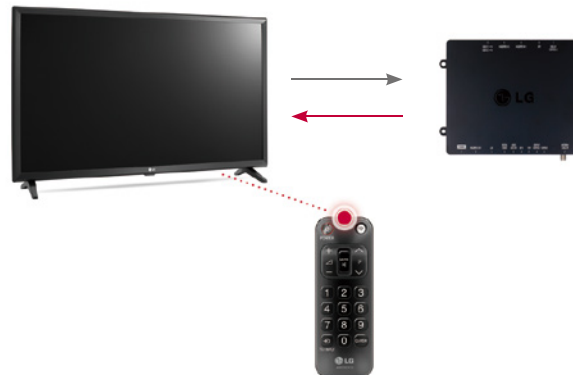
USB Auto Playback

Create and sequentially play playlists composed of informative media (video, music and image) you choose without PC and any installation.



IR Out

Using the interactive set-top-box, all LG TVs can be controlled with a single remote.



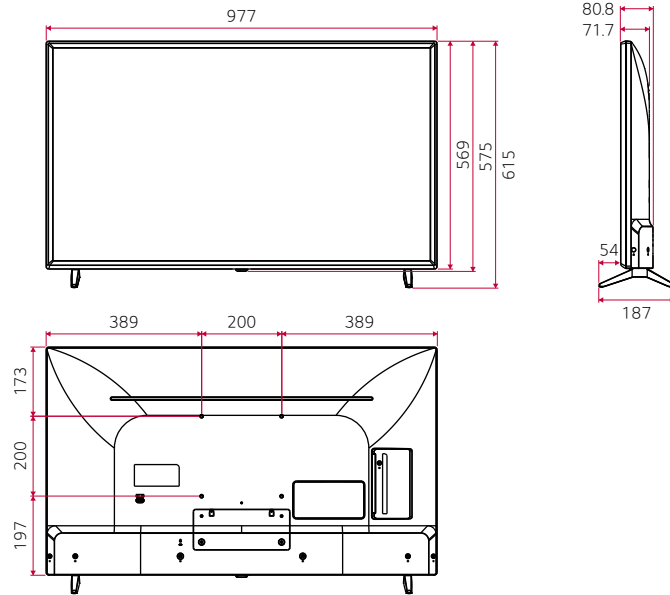
Public Display Mode (Min/Max volume setting)

To avoid unexpected volume change in public space, manager may able to Control Max/Min volume of TV.

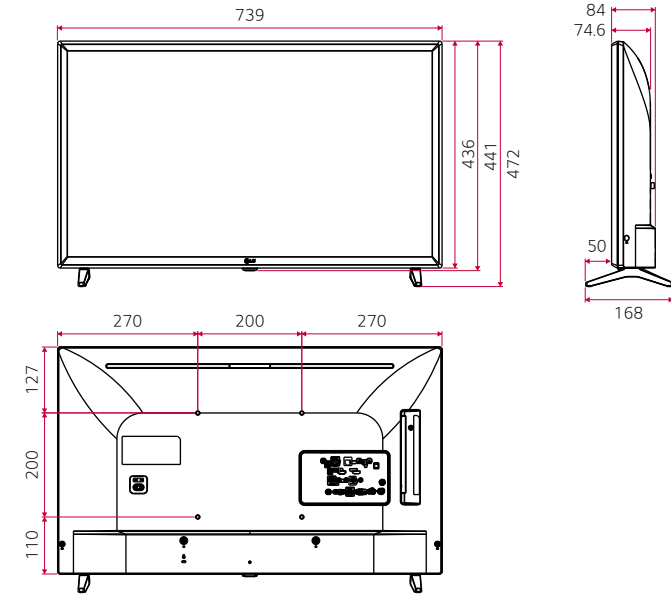


Dimension

43"

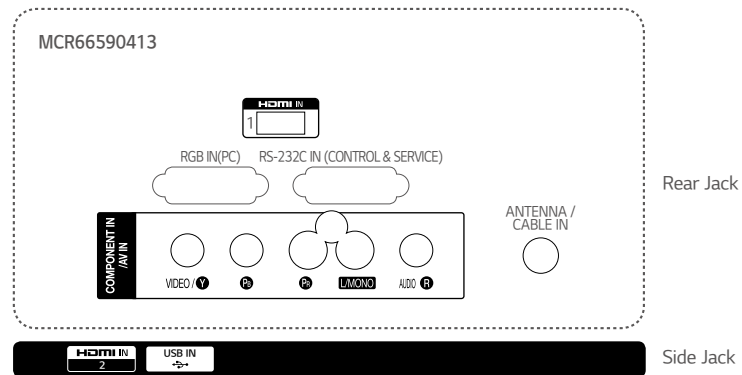


32"

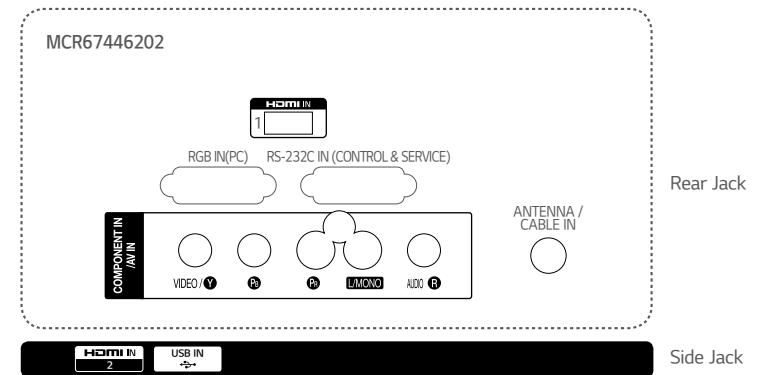


Connectivity

43"



32"



* Dimensions & Jack Panels (Rear/Side) may differ from the above image, so please contact LG salesteam to verify before ordering.

Specifications

		43LU340L	32LU340L
PANEL	Screen Size	43"	32"
	Backlight Type	LED (Direct)	LED (Direct)
	Resolution	1,920 x 1,080 (FHD)	1,366 x 768 (HD)
	Brightness (cd/m ²)	400	240
	Dynamic Contrast Ratio (Dynamic MCI (Hz))	2,000,000:1	2,000,000:1
	Static (Panel) Contrast Ratio	1,100: 1	1,100: 1
	Viewing Angle Degree	178 x 178	178 x 178
	Response Time (G to G, ms)	9	9
BROADCASTING SYSTEM	Analog	• (NTSC)	• (NTSC)
	Digital	• (ATSC)	• (ATSC)
VIDEO	XD Engine	•	•
	Aspect Ratio	• 6 modes (16:9, Original, 4:3, Vertical Zoom, All-Direction Zoom, Just Scan)	• 6 modes (16:9, Original, 4:3, Vertical Zoom, All-Direction Zoom, Just Scan)
AUDIO	Audio Output	10W + 10W	5W + 5W
	Speaker System	2.0 ch	2.0 ch
	Sound Mode	• 6 modes (Standard, Cinema, Clear Voice, Sport, Music, Game)	• 6 modes (Standard, Cinema, Clear Voice, Sport, Music, Game)
	Clear Voice	•	•
HOSPITALITY FEATURES		Hotel Mode, Lock Mode, Welcome Video / Screen, Insert Image, Software Colock Display (Big Font UI), USB Auto Playback / Playback+, Moving Picture Playback (.asf, .wmv, avi, .mp4, .m4v, .mov, .mpg, .mpeg, .mpe, etc.), Auto Off / Sleep Timer, Smart Energy Saving, Motion Eye Care, Virtual Clock	
JACK INTERFACE	Set Side	HDMI In, USB 2.0	HDMI In, USB 2.0
	Set Rear	RF In, AV In, Component In (RCA5 Type), HDMI In	RF In, AV In, Component In (RCA5 Type), HDMI In
DIMENSION (UNIT : mm)	Vesa	200 x 200	200 x 200
	W x H x D / Weight (with stand)	977 x 615 x 187 / 8.1kg	739 x 472 x 168 / 4.9kg
	W x H x D / Weight (without stand)	977 x 575 x 80.8 / 8.0kg	739 x 441 x 74.6 / 4.85kg
	W x H x D / Weight (Packing)	1,060 x 660 x 152 / 10.5kg	812 x 510 x 142 / 6.1kg
POWER (UNIT : Watts)	Voltage, Hz	100 – 240V, 50/60Hz	100 – 240V, 50/60Hz
	Typical	60	32
	Stand-by	0.5W↓	0.5W↓

* Specifications are subject to change without notice, so please contact LG salesteam to verify before ordering.

Download LG Commercial Display Mobile App



www.lg.com/b2b
youtube.com/c/LGCommercialDisplay
<https://www.facebook.com/LGInformationDisplay/>
<https://www.linkedin.com/company-beta/16235211/>

LG may make changes to specifications and product descriptions without notice.
 Copyright © 2018 LG Electronics Inc. All rights reserved. "LG Life's Good" is a registered trademark of LG Corp.
 The names of products and brands mentioned here may be the trademarks of their respective owners.

