

The Smartest Choice For Seamless Innovation

SUPER NARROW BEZEL DISPLAY WV30/WV30B



WV30/WV30B 47"



SLIMMER BEZEL & DEPTH

6.3-mm thick and 91-mm deep. The slim bezels create powerful and impactful video walls that can be easily installed, maintained and managed.



LED LOW POWER CONSUMPTION

By using LED panels without mercury or other harmful substances, WV30 Series is eco-friendlier than any of its competitors. Most of all, WV30 Series consumes less energy.



SHINE-OUT


Perfect fit for window display by reflecting away the sunlight for best image visibility and clearer display under direct sunlight than conventional panel.



IPS SUPERB PICTURE QUALITY


NO BLACKENING DEFECT

Hardly affected by light or heat, hence no blackening.



TRUE WIDE

No color changes or distortion from any viewing angle.



STABLE PANEL

When touch the screen, it can also display consistently with leaving no mark.



SUPER NARROW BEZEL DISPLAY WV30 / WV30B 47"



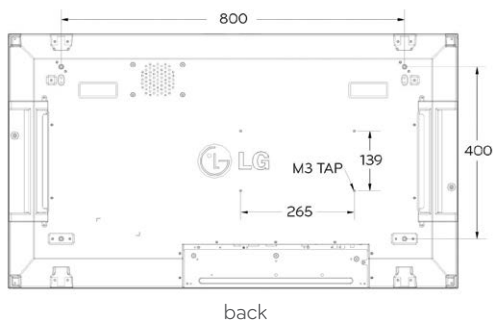
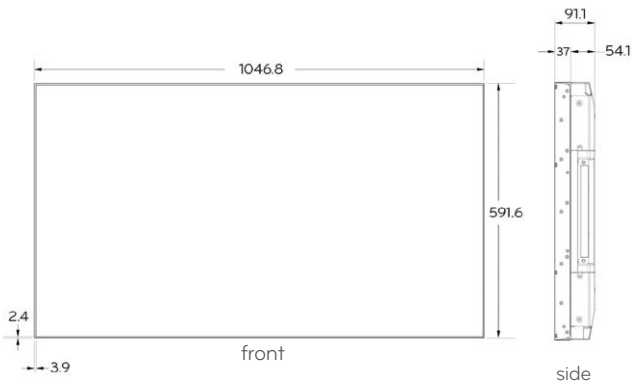
- Brightness : 800nit (47WV30), 500nit (47WV30B)
- Shine-Out (47WV30)
- Direct LED
- Super Narrow Bezel (Bezel to Bezel: 6.3mm)
- USB playback is simple, easy solution without additional cost.
- 24 hours / 7 days Operation Support



FEATURES

- Direct LED
- Panel Size : 47"
- Bezel to Bezel Size : 6.3mm
- Slim Depth : 91mm
- Power Consumption
160W (Typ), 30% ↓ (compared to competitor)
- Tile Mode : 15 x 15
- USB Playback → Low cost media player
- Hi Tni : 110°C (Competitors : 75°C)
- Shine-Out (47WV30) → High Visibility

DIMENSION (unit : mm)



SPECIFICATIONS

	WV30	WV30B	
PANEL	Screen Size	47"	
	Panel Technology	IPS (LED BLU)	
	Aspect Ratio	16 : 9	
	Native Resolution	1,366 x 768 (HD) , 1,920x 1,080 at Video Wall	
	Brightness	800nit	500nit
	Contrast Ratio	1,400 : 1	
	Dynamic CR	500,000 : 1	
	Viewing Angle (H x V)	178 x 178	
	Response Time	8ms (G to G, *WOT)	
	CONNECTIVITY	Input (Rear)	
Digital		DVI, HDMI/DVI with HDCP	
Analog		RGB(1), Component(BNC, 1), AV(BNC, 1)	
Audio		PC Audio In (1), AV/Component Audio(RCA,1)	
External Control		RS232C(1), RJ45(1), IR Receiver(1)	
USB		USB(1)	
Output (Rear)			
Digital		DVI-D(1)	
Analog		RGB	
Audio		External Speaker	
External Control	RS232C		
PHYSICAL SPECIFICATION	Bezel Width	3.9 (left/top) / 2.4 (right/bottom) mm	
	Monitor Dimension (W x H x D)	104.68cm x 59.16cm x 9.11cm	
	Weight (head)	29kg	
	Carton Dimensions (W x H x D)	119.5cm x 75.0cm x 33.5cm	
	Packed Weight	35kg	
	VESA™ Standard Mount Interface	800mm x 400mm	
SPECIAL FEATURES	Additional	Temp sensor, 15X15 Tile mode, 2 types of Handle, Shine out, USB playback	
ENVIRONMENT CONDITIONS	Operation Temperature	0°C ~ 40°C	
	Operation Humidity	10% ~ 80%	
POWER	Power Supply	100-240V~, 50/60Hz	
	Power Consumption		
	Typical / Smart Energy Saving	160W (Typ), 110W (SES)	
	DPMS	1.0W (RGB), 1.0W (HDMI)	
Power Off	0.5W		
STANDARD(CERTIFICATION)	Safety	UL / c-UL / CB / TUV / KC	UL / cUL / CB / TUV / KC
	EMC	FCC / CE / KCC / VCCI / JQA	FCC / CE / KCC
	ErP / Energy Star	Yes / Yes (Energy Star 5.1)	
MEDIA PLAYER COMPATIBILITY	Slot PC compatible (optional)	No	
	External Media player Attachable	Yes	
SOFTWARE COMPATIBILITY	Supersign Compatibility	Elite-w / Elite-w life (Only control)	
ACCESSORY	Included	Remote Controller, Power cable, RGB Cable, DVI Cable, Manual, IR Receiver, RS-232C Cable, Tiling Guide, Screw, Ring Core	
	Optional	Wall Mount	

* WOT : Within Operation Temperature
 ※ Image may differ slightly from actual product. Specifications are subject to change without prior notice.