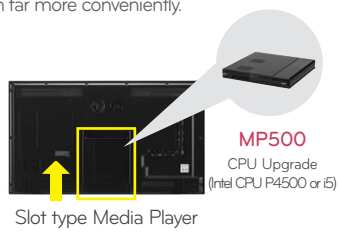


Eco-Friendly & Professional LED WIDESCREEN FULL HD DISPLAY WS50




Easy Installation / Maintenance

Light MP500 Built-In Media Player makes your signage look even slimmer and helps you maintain the system far more conveniently.




LED High Picture Quality

High Brightness



Narrow & Even Bezel

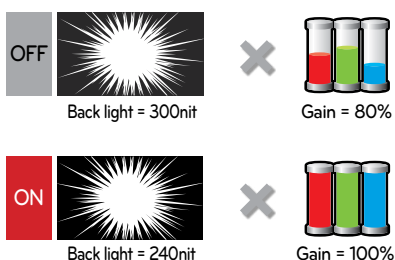
WS50 has Narrow bezel so this can save space efficiently. Also, it designed even size bezel that can make video wall image look natural.



WS SERIES

Smart Energy Saving

Reduction energy consumption by approximately 30%

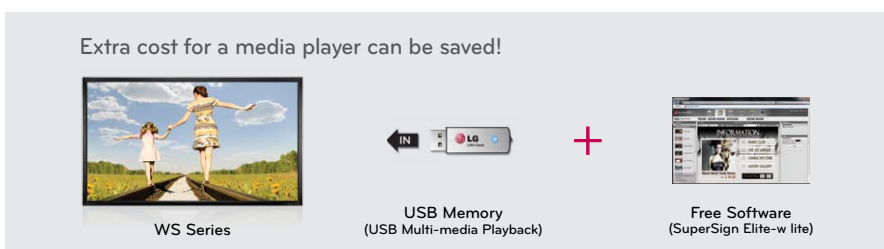


Media Player Integrated Solution

The solution integrated with media player foregoes the need for additional media players and allows you to cut down expenses.

Easy & Fast Delivery of Contents

- USB multi-media playback
- User friendly interface by using web-based management S/W SuperSign Elite-w lite



LED WIDESCREEN FULL HD DISPLAY

WS50 42F", 47F"



FEATURES

- 1,920 x 1,080 (FHD)
- Brightness : 700nit
- Narrow & Even Bezel
- Tile Mode(Up to 5x5)
- PC Built-in Ready(Compatibility with MP500)
- 42F" : 115W(Typical) , 75W(Smart Energy Saving on)
- 47F" : 120W(Typical) , 85W(Smart Energy Saving on)


SPECIFICATIONS

		WS50
PANEL	Screen Size	42F", 47F"
	Panel Technology	IPS(LED BLU)
	Aspect Ratio	16 : 9
	Native Resolution	1920 x 1080 (FHD)
	Brightness	700
	Contrast Ratio	1,500:1 (TBD)
	Dynamic CR	TBD
	Viewing Angle(H x V)	178 x 178
	Response Time	8ms (G to G, *WOT)
	CONNECTIVITY	Input (Rear)
Digital		HDMI(1), DVI-D(1), Display Port(1) with HDCP for all input
Analog		Component(1), Composite(1), RGB(1) (Shared with D-Sub)
Audio		RGB/DVI-D/AV/Component(3.5Φ 1)
External Control		RS232C(1), R,J45(1), IR(1)
USB		Yes(1)
Output (Rear)		
Digital		DVI-D(1)
Analog		Component(1), Composite(1), RGB(1) (Shared with D-Sub)
Audio		External Speaker
External Control	RS232C(1), IR(1)	
PHYSICAL SPECIFICATION	Bezel Width	11.5mm
	Monitor Dimension(W x H x D)	42" : 96.16cm x 55.45cm x 3.19cm 47" : 107.18cm x 61.6cm x 3.1cm
	Weight(head)	42" : 13.3kg (TBD), 47" : 15.7kg (TBD)
	Carton Dimensions(W x H x D)	42" : 108.5cm x 74.0cm x 12.5cm 47" : 119.7cm x 77.0cm x 14.0cm
	Packed Weight	42" : 16.5kg (TBD), 47" : 19.4kg (TBD)
	VESA™ Standard Mount Interface	400mm x 400mm
SPECIAL FEATURES	Additional	Smart Energy Saving, Multi-media playback, PIP/PBP, Temp Sensor, Tile mode (Up to 5x5), ISM Method, Key Lock
	ENVIRONMENT CONDITIONS	
Operation Temperature	0 °C to 40 °C	
Operation Humidity	10 % to 80 %	

POWER	Power Supply	100-240V~, 50/60Hz
	Power Consumption	
	Typical / Smart Energy Saving	42" : 115W(Typ), 75W(Smart Energy Saving on) 47" : 120W(Typ), 85W(Smart Energy Saving on)
	DPMS	1W(Set Only), 2W(With External Device)
	Power Off	0.5W
STANDARD(CERTIFICATION)	Safety	UL, cUL, CB scheme, TUV
	EMC	FCC Class "A", VCCI, C-tick, CE, KCC
	ErP / Energy Star	Yes / Yes (TBD)
MEDIA PLAYER COMPATIBILITY	Slot PC compatible (optional)	Yes
	External Media player Attachable	TBD
SOFTWARE COMPATIBILITY	Supersign Compatibility	Elite-w / Elite-w lite
ACCESSORY	Included	Remote Controller, Power Cable, RGB Cable, Manual, ESG, IR Receiver
	Optional	SP-2000 (Speaker), ST-200T (Stand)

* WOT : Within Operation Temperature
 ※ Image may differ slightly from actual product. Specifications are subject to change without prior notice.

INTERFACE
(42F", 47F")



DIMENSION

