

Comprehensive Solutions for Hospitality

Now, you can manage your hotel more easily and efficiently with Pro:Centric® V Series helping your guests to have a more comfortable and convenient experience in their hotel room. You can also operate all guest room TVs with centralized management on one system while saving cost and workforce.



LX541H
LX530H

Pro:Centric® V

- PMS Interfaced Service
: Welcome Message with Guest Name, Auto Language Setting, Billing Information
- Advanced Wake-up Time, Weather, Map
- Embedded Customizable Templates
- 8 Hotel Channel Spooling
- EzManager 2.1 for quick and simple TV settings
- Remote Management via RF & IP

Full features are available when connected to the Pro:Centric® Server.

Enhanced Guest Experience



Provides the ability to differentiate guest room experiences with customizable billboards and a personalized welcome page enabled by the Property Management System.

Features :

- Welcome Video/Screen
- PMS Interfaced Service
: Welcome Message, Auto Language Setting, Billing Information
- Advanced Wake-up Time, Hotel Information, Weather, Map

Easy Content Creation & Management



Enables centralized and intuitive in-room TV control from the TV settings to content creation and updates.

Features :

- Embedded Customizable Templates
- 8 Hotel Channel Spooling

Optimized Total Cost of Ownership



Optimize TCO with Pro:Centric® by removing additional Set-top-box, by saving workforce and time for manual management for individual TVs and development & management cost for hospitality solutions.

Features :

- EzManager 2.1 Management
- Remote Management via RF & IP

Other Hospitality Features

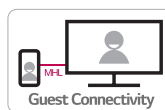


With the capability to display various video formats* as well as images, Commercial TVs allow for a greater variation of greeting messages in hotel rooms which make customers feel more welcome and cared for.

* mp4, avi, mov, tp, wma, ts etc.



Clone all commercial TVs with astonishing speed and ease. The USB Cloning feature allows you to simply copy the TV settings to all TVs in hotel rooms using a USB stick, a process that is fully automated to save time without having to set each TV individually.



Guests can enjoy their own content on TV screens from their own mobile devices, tablets and other portable devices with MHL (Mobile High-Definition Link).



Instant on function's high speed loading system saves up to 28 seconds and enables users to enjoy the contents immediately when they first turn on the TV.



Allows you to connect interactive set top boxes or media players enabling you to control and manage your TV via RS232C cable.

* Hospitality features available without the use of the Pro:Centric® Server.

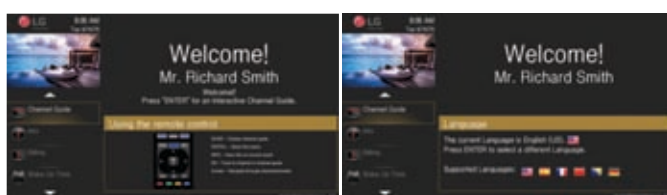


The Pro:Centric® Application enabled with the Pro:Centric® server provides customizable templates. With those templates, hoteliers can add the hotel branded portal pages and channels. It also offers guest-centric services, such as a Welcome Page with the guest's name, Auto Language Setting and Billing Information with the Property Management System (PMS) interface.

Enhanced Customer Experience

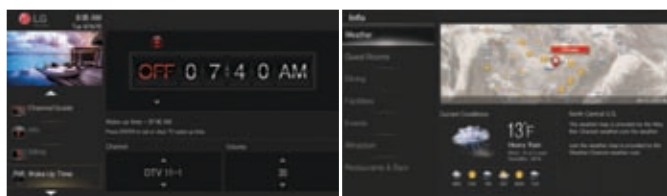


Personalize the page with the Pro:Centric® Applications(PCA) which improves guests' in-room experience as well as providing a variety of additional features conveniently just for your customers



Welcome Page

Auto Language Setting



Wake-up Setting

Weather Information

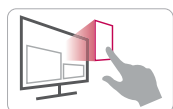
• Personalized Pages

When linked with the Property Management System, it provides a Welcome Page with the guest name, Auto Language Setting and Billing information with the guest's name.

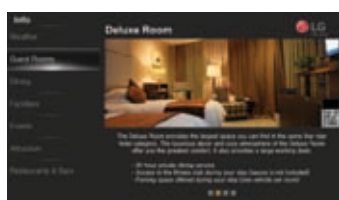
• Various Additional Features

PCA serves the convenience of the guest through a Wake-up setting, Weather Information, Map Service, and much more functions that you can choose from

Easy Content Creation & Management




Pro:Centric® allow you to create your own content and manage up to 8 hotel channels which can be specialized for your property. It provides you a solution that easily customizable for your Hotel Service.



• Customizable Pages

8 sections with 40 pages of billboards can be made with the web based editing tool.



• Hotel Channel Spooling

Operation of up to 8 hotel channels can offer various information and added services.



MyPro:Centric® enables our partners to create their own contents based on a various SDK such as Java and flash, which gives flexibility for unique and different hospitality service.

Specifications

			LX541H	LX530H
Display	Screen Size		32/40/43/49/55	22H/28H
	Type		LED	LED
	Resolution		1920 x 1080 (FHD)	1366 x 768 (HD)
Broadcasting System	Analog		PAL/SECAM	PAL/SECAM
	Digital		DVB-T2/C/S2	DVB-T2/C/S2
Audio	Audio Output		32": 5W + 5W 40/43/49/55": 10W + 10W	5W + 5W
Basic Commercial TV Features			Welcome Video/Screen, Lock Mode, One Channel Map, Multi-IR Code, Hotel Mode, Instant ON, USB Cloning, IR Out, TV Link Protocol, USB Auto Play Back, External Power, External Clock(Ready), External Speaker Out	Welcome Video/Screen, Lock Mode, One Channel Map, Multi-IR Code, Hotel Mode, Instant ON, USB Cloning, IR Out, TV Link Protocol, USB Auto Play Back, External Power, External Speaker Out
General Features	Pro:Centric®	Type	Pro:Centric® V	Pro:Centric® V
		Pro:Centric Application	PCA 3.5	PCA 3.5
		RF(1/2 Tuner)	1 Tuner	1 Tuner
		HCAP(GEM/FLASH/HTML)	GEM / Flash	GEM / Flash
	Management		Self Diagnostics(USB), EzManager 2.1	Self Diagnostics(USB), EzManager 2.1
	Interactivity		HDMI-CEC, HTNG-CEC	HDMI-CEC, HTNG-CEC
	RJP Interface		RS232C, HDMI CEC	RS232C, HDMI CEC
	Auto Off/ Auto Sleep		●	●
	Smart Energy Saving		●	●
	Anti-theft System		Kensington Lock, Credenza/Security Screw Hole, Lock Down Plate, 1 Pole Stand	Kensington Lock, 1 Pole Stand
Interface	Side	HDMI In	2 (MHL: 1)	1 (MHL)
		USB	1	1
		CI Slot	1	1
		Headphone Out	1	1
	Rear	RF In	2	2
		Component In(Y, Pb,Pr) + Audio(L/R)	1(Phone jack)	1(Phone jack)
		Digital Audio Out(Optical)	1 (Optical)	1 (Optical)
		Clock Interface	1	-
		RS-232C(D-sub 9pin)	1	1
		HDMI In	1	1
		LAN	1	1
		Full Scart	1	1
		Ext SPK out (3.5mm Phone Jack)	2 (Spk-out 1, Vol. Control 1)	2 (Spk-out 1, Vol. Control 1)
Power	Voltage, Hz		100 ~ 240V, 50/60Hz	100 ~ 240V, 50/60Hz
	Max (Watts)		32": 73.1, 40": 102.1 43": 103.3, 49": 105.9, 55": 109	22H": 35.7 28H": 42.7
	Typical(Watts)		32": 59.6, 40": 75.5 43": 77.2, 49": 80.2, 55": 92.8	22H": 25.0 28H": 32.7
	Energy Saving(Min)		32": 47.68, 40": 60.4 43": 61.76, 49": 64.16, 55": 74.24	22H": 20.0 28H": 26.2
	Energy Saving(Med)		32": 32.78, 40": 41.5 43": 42.62, 49": 44.11, 55": 51.04	22H": 13.7 28H": 18.0
	Energy Saving(Max)		32": 17.88, 40": 22.65 43": 23.16, 49": 24.06, 55": 27.84	22H": 7.5 28H": 9.8
	Stand-by(Watts)		0.3	0.3
	Standard Approval	Safety		CB , CU TR
Environment		CE	CE	
Etc.		ROHS, ErP, Eco flower	ROHS, ErP, Eco flower	
Eco		ErP Class	32/40": A, 43/49": A+ 55": A++	A+
		On Power Consumption (IEC62097 Edition 2) (W)	32": 40, 40": 49 43": 51, 49": 53, 55": 60	22H": 16 28H": 19
		Stand By (W)	0.3	0.3
		Average Annual Consumption (kWh)	32": 58, 40": 72 43": 74, 49": 77, 55": 88	22H": 23 28H": 28

Download LG Commercial Display Mobile App



More info www.lge.com/gr/b2b


You Tube <https://www.youtube.com/playlist?list=PLbVikgkO4IrkI3NbiRP9NOaxcr7TmPoBx>

LG may make changes to specifications and product descriptions without notice.
Copyright © 2015 LG Electronics Inc. All rights reserved. "LG Life's Good" is a registered of LG Corp.
The names of products and brands mentioned here may be the trademarks of their respective owners.



Dimension

LX541H : 32"/40"/43"/49"/55"



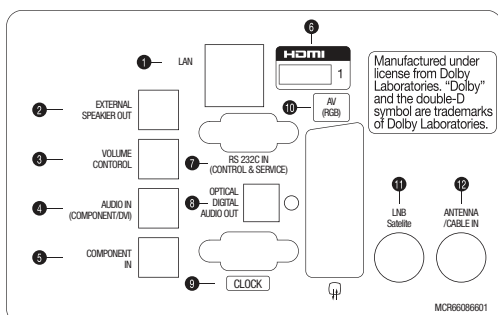
LX530H : 22H"/28H"



	LX541H		LX530H	
Set Size (With Stand, W x H x D, mm)	32"	734 x 489 x 282	22H"	507.6 X 355.9 X 135.8
	40"	911 x 576 x 282		
	43"	973 x 624 x 325		
	49"	1106 x 701 x 325	28H"	641.5 X 432 X 170
	55"	1242 x 780 x 325		
Set Weight (With Stand, Set, kg)	32"	8.2	22H"	3.1
	40"	10.4		
	43"	13.6		
	49"	17.8	28H"	4.5
	55"	21.1		
Vesa Compatibility	32/40/43" : 200 X 200 49/55" : 300 X 300		22H" : 75 X 75 28H" : 100 X 100	

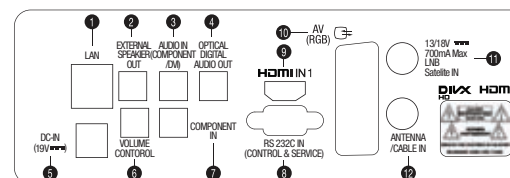
Connectivity

LX541H



- 1 LAN
- 2 EXTERNAL SPEAKER OUT
- 3 VOLUME CONTROL
- 4 AUDIO IN (COMPONENT/DVI)
- 5 COMPONENT IN
- 6 HDMI IN 1
- 7 RS 232C IN (CONTROL & SERVICE)
- 8 OPTICAL DIGITAL AUDIO OUT
- 9 CLOCK
- 10 AV (RGB)
- 11 LNB Satellite
- 12 ANTENNA / CABLE IN
- 13 USB IN
- 14 HDMI IN2 / HDMI IN3 (MHL)
- 15 H/P OUT

LX530H



- 1 LAN
- 2 EXTERNAL SPEAKER OUT
- 3 AUDIO IN (COMPONENT/DVI)
- 4 OPTICAL DIGITAL AUDIO OUT
- 5 DC-IN (19V ===)
- 6 VOLUME CONTROL
- 7 COMPONENT IN
- 8 RS-232C IN (CONTROL & SERVICE)
- 9 HDMI IN 1
- 10 AV (RGB)
- 11 13/18V === 700mA Max LNB Satellite IN
- 12 ANTENNA CABLE IN
- 13 HDMI IN2 (MHL)
- 14 USB IN 1
- 15 H/P OUT

