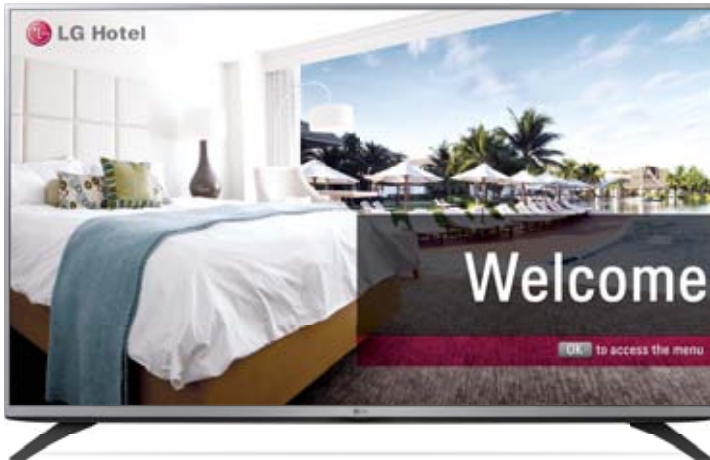


LG Commercial Lite TVs are designed specifically for hospitality and business environments. With the use of simple user-friendly interfaces and superb images and video, the LX310C series create a more hospitable welcome for guests and customers.



LX310C : 49" / 43"



STB-3000

LX310C

- Welcome Video/Screen
- Remote Jack Pack
- Hotel Mode
- USB Cloning
- Self Diagnostics
- USB Auto Playback
- Guest Connectivity
- ProCentric Smart Functions
(with optional STB-3000 accessory)

Hospitality Solutions



Welcome Video/Screen

With the capability to display various video formats* as well as images, Commercial Lite TVs allow for a greater variation of greeting messages in hotel rooms which make customers feel more welcome and cared for.

* mp4, avi, mov, tp, wma, ts etc.



One Channel Map

One Channel Map feature allows users to edit and list the channels of their choice from any of the multiple broadcasting signals.

Simple & Effective Maintenance



Hotel Mode

From channel selection to volume setting, you can control the TV settings in all the rooms with Hotel Mode. Prevent misuse by customers, set volume limits, or reset settings to default for any TV. You are in control of it all.



USB Cloning

Clone all Commercial TVs with astonishing speed and ease. The USB Cloning feature allows you to simply copy the TV settings to all TVs using a USB stick, a process that is fully automated to save time without having to set each TV individually.



Lock Mode

The Lock Mode blocks external input signals with non-compliant content. A useful feature for preventing misuse of TVs in various facilities or public spaces.



Self Diagnostics

Enables service engineers to recognize technical issues in a TV quickly and easily through a USB stick. The TV stores any technical issues encountered and deliver them to a USB device. Service engineers use this information to analyze technical issues instead of visiting sites.

Basic Signage Features



USB Auto Playback

LG Commercial TVs recognize playable contents in external storages and play them automatically and repeatedly. USB auto playback feature adds commercial usabilities in various situations such as in lobby, restaurants and or other facilities.



Remote Jack Pack

The plug and play function of the Remote Jack Pack enables users to seamlessly view their media on the hospitality TV in the guest room.



Guest Connectivity

Guests can enjoy their own content on TV screens from their own mobile devices, tablets and other portable devices with MHL (Mobile High-Definition Link).


LG Hotel TV

Specifications

		LX310C	
Display	Screen Size	43/49	
	Type	LED	
	Resolution	1920 x 1080 (FHD)	
Broadcasting System	Analog	PAL/SECAM	
	Digital	DVB-T/C	
Audio	Audio Output	5W + 5W	
Hospitality Features		Welcome Video/Screen, Lock Mode, One Channel Map, Multi-IR Code, Hotel Mode, USB Cloning, IR Out, USB Auto Play Back	
General Features	Connectivity	MHL	
	Management	Self Diagnostics	
	Interactivity	HDMI-CEC, HTNG-CEC	
	RJP Compatibility	LG/Teleadapt (RS232C), Teleadapt/Guestlink (HDMI CEC)	
	RJP Interface	RS232C, HDMI CEC	
	Auto Off/ Auto Sleep	•	
	Smart Energy Saving	•	
Interface	Side	HDMI In	1
		USB(2.0/3.0)	1 (2.0)
		Headphone Out(3.5mm Phone Jack)	1
		CI slot	1
	Rear	RF In	1
		Component In(Y, Pb,Pr) + Audio(L/R)	1(Phone jack), 1(Phone Jack)
		Digital Audio Out(Optical)	1
		RGB In (D-sub 15pin)	1
		PC Audio Input	Sharing with component in
		RS-232C(D-sub 9pin)	1
		HDMI In	1
		Full Scart	1
		Accessory	
Power	Voltage, Hz	100 ~ 240V, 50/60Hz	
	Max (Watts)	43" : 70.5 49" : 78.4	
	Typical (Watts)	43" : 57.3 49" : 65.8	
	Energy saving (Min)	43" : 45.8 49" : 52.6	
	Energy saving (Med)	43" : 31.5 49" : 36.2	
	Energy saving (Max)	43" : 17.2 49" : 19.7	
	Stand-by	0.3W	
Standard Approval	Safety	CB	
	Environment	CE	
	Etc.	ROHS, ErP, Eco flower	
	Eco	ErP Class	A++
		On Power Consumption (IEC62097 Edition 2) (W)	43" : 36 49" : 43
		Stand By (W)	0.3
Average Annual Consumption (kWh)		43" : 53 49" : 63	

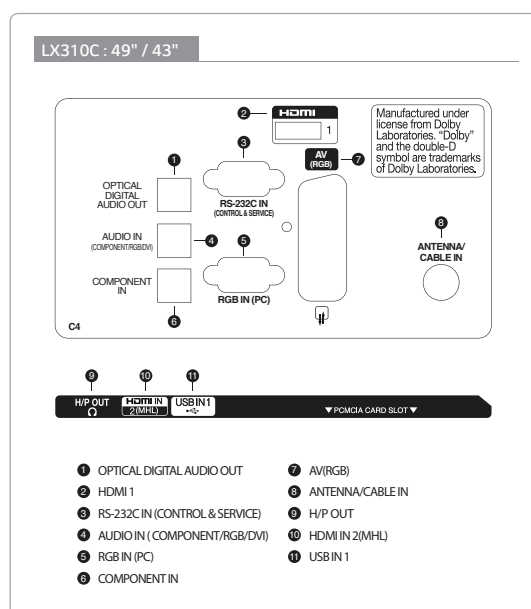
Dimension

LX310C : 49" / 43"



		LX310C
Set Size (With Stand, WxHxD, mm)	43"	971 x 624 x 198
	49"	1103 x 698 x 198
Set Weight (With Stand, Set, kg)	43"	9.8
	49"	13.4
Vesa Compatibility (mm)	43"	200 x 200
	49"	300 x 300

Connectivity



Download LG Commercial Display Mobile App



More info www.lge.com/gr/b2b

YouTube youtube.com/playlist?list=PLbVikgkO4lrkl3NbiRP9NOaxcr7TmPoBx

LG may make changes to specifications and product descriptions without notice.
Copyright © 2015 LG Electronics Inc. All rights reserved. "LG Life's Good" is a registered of LG Corp.
The names of products and brands mentioned here may be the trademarks of their respective owners.

