

## Pro:Centric™ Single Tuner™ Direct LED TV with Integrated Pro:Idiom® and b-LAN

### ► 47LP645H

47" class (47.0" measured diagonally)

### ► 42LP645H

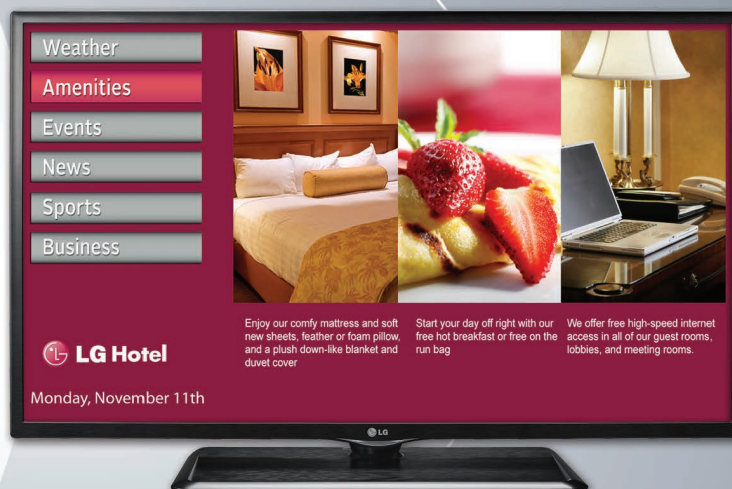
42" class (42.0" measured diagonally)

### ► 39LP645H

39" class (38.6" measured diagonally)

### ► 32LP645H

32" class (31.6" measured diagonally)



## RAISING THE STANDARD OF FINE SERVICE

Whenever guests find comfortable accommodations that suit their needs, LG Hotel TVs have been a part of leaving a positive impression. LG's continuing commitment towards achieving the highest standard of excellence enables us to deliver the best solutions and products in the industry.

## A TRUE DEDICATION TO MUTUAL SUCCESS

LG's focus on the success of your business and your guest's satisfaction has led to true partnerships based on reliability, trust and excellence.

## MAXIMIZING THE GUEST EXPERIENCE

As hotel guests are increasingly demanding their at-home viewing experience, greater customization and flexibility of their TV service, the same needs have risen for service providers. LG hotel TVs provide the built-in capability to support customized applications and services through a wide array of system integrators and service providers.

## Features

### No need for printed materials for the guests

Providing incredibly easy-to-use content delivery and a flexible communications interface, LG opens up new and exciting possibilities in guest room interactivity. The ability to quickly and easily add or update information creates real savings in printing costs and allows a more timely presentation of pertinent and valuable information to guests. Guests will be able to locate and enjoy available television entertainment with the channel selection guide application, check on the daily weather, and review the available hotel amenities.

### Reduced waste, save cost and time

Less hardware and no printed materials for the room mean less carbon footprint for the environment and cost and time saving for the businesses. Furthermore, it helps to make the guest rooms look tidy.

## FREE Interactive Electronic Program Guide Service for Pro:Centric® TVs!



## Plan Highlights

If your property has purchased or plans to purchase LG's Pro:Centric® TVs, you qualify for a free Electronic Program Guide (EPG) that allows guests to easily navigate TV channels and programs - just like they do at home.

Participating properties must purchase and install a Pro:Centric® server and supply an internet connection for daily program updates. Properties must also contract with an LG authorized partner to install and program the server to match your Free-to-Guest (FTG)

FREE program guide service runs until Dec. 2017, replacing the current programming fee of \$1.50 per room per month.

Contact your LG sales representative or visit [LG.com/us/commercial/display-discover/epg/index.jsp](http://LG.com/us/commercial/display-discover/epg/index.jsp)



## Memorable Guest Experience

LP645H is designed to provide memorable guest experience such as ability for the guests to view their own contents that are stored on their portable devices and its swivel stand that provides excellent maneuverability for left and right viewing.



## Welcome Screen

Having a warm greeting message with your business area name and its logo on the TV when they enter the space will let them feel more welcome and cared for.



## Eco Friendly

LG Hotel TVs has excellent energy saving features such as Intelligent Sensor, Dynamic Power Savings, and Static Power Savings. The hotels can enjoy cost savings while supporting efforts of Green initiative.



The plug and play function with compatible Remote Jack Pack enables guests to view media from their portable devices on the TV screen seamlessly.

Compatibility:



MP3 | Digital Camera | Mobile | Laptop



LIFE'S GOOD...

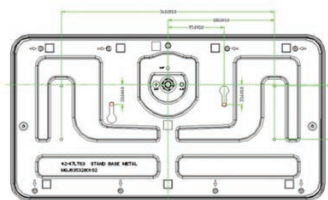
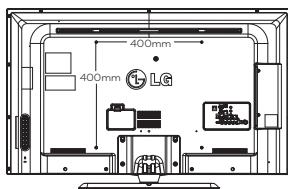
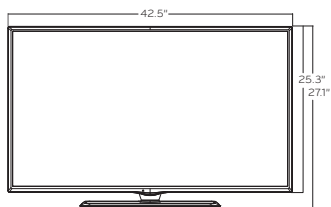
## when it's green.

LG is committed to improving product development, manufacturing and usage to meet the demand for products with environmentally friendlier features. Our televisions have technologies to reduce power consumption and in return increase cost savings per room.

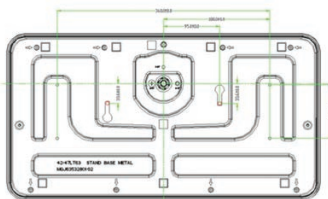
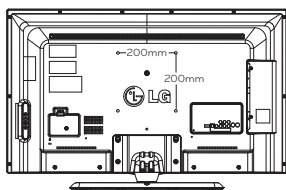
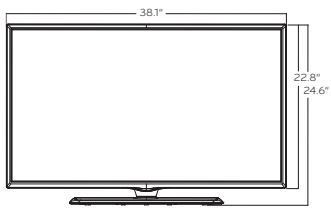
### EcoSmart

- **Dynamic Power Savings** - Using built-in algorithms, TV will automatically reduce the power consumption based on incoming video, while maximizing picture performance.
- **Static Power Savings** - Picture brightness level can be set at the preferred power consumption level to reduce power and increase energy savings.
- **CEC Compliant** - Meets the Appliance Efficiency Regulations of the California Energy Commission.
- **RoHS Compliant** - Meets directive on restriction of hazardous substances.
- **Energy Star 6.0 Qualified** - Meets current reduction requirements of energy consumption.

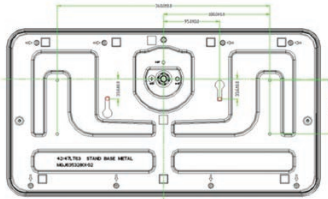
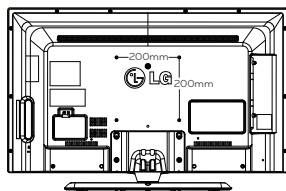
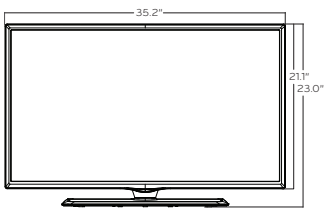
47LP645H



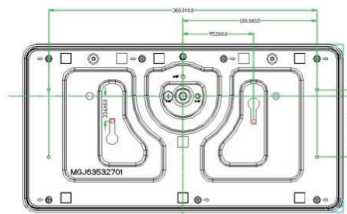
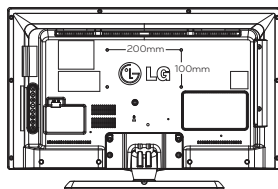
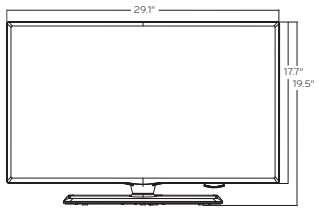
42LP645H



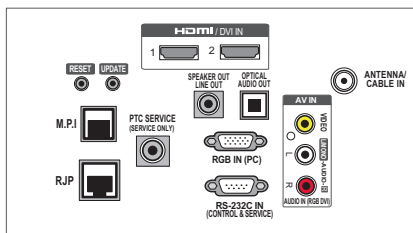
39LP645H



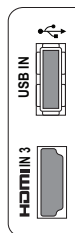
32LP645H



Rear Jack Panel



Side Jack Panel



Anti-Theft System

### Kensington Lock

- LG Hotel TVs are protected by the reliable solution the Kensington Lock.



The Anti-theft system provides security to prevent TVs theft. Consisting of a Kensington Lock, a Credenza and Lock Down Plate.

### NEW! Reinforced Metal Stand

- Full metal reinforced stand and also neck to improve sturdiness, durability and safety.
- Provides (± 20/45/90 degrees) Swivel



### Lock Down Plate with Credenza Hole

- Lock the TV firmly to the TV stand for added security and help deter theft. (Mounting plate, security bolts, nuts and screws are included)



# Pro:Centric™ Single Tuner™ Direct LED TV with Integrated Pro:Idiom® and b-LAN



## ▶ 47LP645H

47" class (47.0" measured diagonally)

## ▶ 42LP645H

42" class (42.0" measured diagonally)

## ▶ 39LP645H

39" class (38.6" measured diagonally)

## ▶ 32LP645H

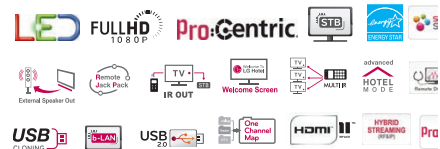
32" class (31.6" measured diagonally)

PANEL	Model	47LP645H	42LP645H	39LP645H	32LP645H
	Panel Technology	Direct LED			
	Panel Size	47" Class (47.0")	42" Class (42.0")	39" Class (38.6")	32" Class (31.6")
	Native Resolution	1920 x 1080 (FHD)			1366 x 768 (HD)
	Dynamic CR	1,000,000			
	Viewing Angle (HxV)	178°/178°		176°/176°	178°/178°
	Response Time	9ms		9.5ms	9ms
	Frame Rate	60Hz			
BROADCASTING SYSTEM	Analog	Yes (NTSC)			
	Digital	Yes (ATSC / Clear QAM/VSB)			
VIDEO	XD Engine	Yes			
	24p Real Cinema (24p 5.5/2.2 Pull-down)	Yes			
	Eye Care (Anti Dazzling)	Yes			
AUDIO	Audio Output	10W + 10W			
	Speaker System	1 Way 2 Speakers			
	Infinite Sound	Yes			
SPECIAL FEATURES	Clear Voice II	Yes			
	Pro:Centric	Yes			
	b-LAN	Yes			
	RF (1/2 Tuner)	Yes (1 Tuner)			
	EzManager	Yes			
	Remote Diagnostic	Yes (USB)			
	Simplink (HDMI-CEC)	Yes			
	HTNG	Yes (1.3)			
	Pro:Idiom	Yes			
	SI Compatible (TVLink Protocol)	Yes (MPI protocol)			
	Hotel Mode/PDM/Installer Menu	Yes			
	IR Out (TV Link Tuner)	Yes (MPI Jack)			
	External Speaker Out	Yes (Variable/Fixed/Line Out, 3.5mm, Stereo, Single ended Type (GRD, L+, R+), 1W with 8Ω)			
	RJP Interface	Yes (RJ45, HDMI)			
	RJP Compatibility	LG, Teleadap (RJ45, HDMI CEC), G-Link (HDMI-CEC)			
	USB	USB2.0 (Media Host)			
	Moving Picture Playback (SD/HD/Plus HD)	Divx HD			
	Picture	JPEG			
	Audio Codec	AC3 (Dolby Digital), EAC3, AAC, Mpeg, MP3, PCM			
	USB Cloning	Yes			
	One Channel Map/Logical Channel Map	Yes (ICM)			
	Multi IR Code	Yes			
	Welcome Screen (Splash Image)	Yes			
	Auto Off/Auto Sleep	Yes			
	Video Mute	Yes			
	Smart Energy Saving	Yes			
	Kensington Lock	Yes			
	Credenza/Security Screw Hole	Yes			
	Lock Down Plate	Yes			
	Commercial Grade Stand	Yes			

INTERFACE (Side)	Model	47LP645H	42LP645H	39LP645H	32LP645H
	HDMI In			1 Side	
	USB (2.0)			1 Side	
INTERFACE (Rear)	RF In			1 Rear	
	AV In			1 Rear	
	Digital Audio Out (Coaxial / Optical)			1 (Optical)	
	HDMI/HDCP Input			2 Rear	
	RGB In (D-sub 15pin) - PC			1 Rear	
	PC Audio Input			1 Rear	
	RS-232C (D-Sub 9pin)			Yes (Service)	
	RJ45 (RJp interface)			1 Rear	
	External Speaker Out			1 Rear	
	MPI Jack			1 Rear	
CABINET	Bezel Width (off Bezel) (mm)	18.7mm/23.3mm	17.3mm/21.9mm	18.9mm/23.5mm	18.7mm/23.3mm
	With Stand	42.5" x 27.1" x 11.1"	38.1" x 24.6" x 11.1"	35.2" x 23.0" x 11.1"	29.1" x 19.5" x 8.9"
	Weight	36.8 lbs.	29.3 lbs.	27.1 lbs.	19.6 lbs.
	Without Stand	42.5" x 25.3" x 3.2"	38.1" x 22.8" x 3.1"	35.2" x 21.1" x 3.1"	29.1" x 17.7" x 3.1"
	Weight	29.5 lbs.	21.2 lbs.	19.0 lbs.	14.1 lbs.
	Carton	52.4" x 29.5" x 6.9"	45.3" x 26.0" x 6.9"	42.3" x 25.2" x 6.5"	35.5" x 20.9" x 6.4"
	Weight	43.7 lbs.	37.0 lbs.	27.1 lbs.	19.6 lbs.
	Swivel	Yes (± 20/45/90 degrees)			
	Color	Black with Hairline finish			
	VESA™ Standard Mount Interface	400mm x 400mm	200mm x 200mm		200mm x 100mm
	Flame Retardant	Yes (Back Cover only)			
REQUIRED LISTINGS	Safety	cUL, UL, FCC, NOM			
	RoHS	Yes			
	Energy Star 6.0	Yes			
UPC		7 19192 91573 2	7 19192 91572 5	7 19192 91571 8	7 19192 91570 1
POWER	Power Source	110 ~ 240V, 50/60Hz			
	Watts (Typical)	72W	66W	52.1W	38W
	Stand-by	0.5W↓			
WARRANTY	2-Year Limited Warranty (Parts/Labor)				

REMOTE JACK PANEL COMPATIBILITY (RJP)

COMPATIBLE INTERACTIVE SYSTEMS (SEPARATE SET-UP BOX MAY BE REQUIRED)



All screen images are simulated. Dimensions and weights are approximate. Design, specifications, and features subject to change without notice.

© Copyright 2013 LG Electronics USA, Inc. All Rights Reserved. "LG Life's Good" is a registered trademark of LG Corp.

ENERGY STAR is a registered trademark of the U.S. Environmental Protection Agency. In Plane Switching is a trademark of LG Display Co., LTD. Java is a trademark of Oracle, Inc. Adobe and Flash are either registered trademarks or trademarks of Adobe Systems Incorporated in the United States and/or other countries. VESA is a trademark of Video Electronics Standards Association. HDMI, the HDMI logo and High-Definition Multimedia Interface are trademarks or registered trademarks of HDMI Licensing LLC.

All other product and brand names are trademarks or registered trademarks of their respective companies.

Printed in the USA. June 2013

LG Electronics U.S.A., Inc.  
HE B2B Division  
2000 Millbrook Drive  
Lincolnshire, IL 60069

Customer Service: 888.865.3026  
www.LGSolutions.com/support

Contact your LG Regional Sales Representative:  
Channel: 800.897.8871  
Hospitality: 800.228.1236  
E-mail: info@LGSolutions.com

SPEC\_LP645H Series\_041318\_PR1



The estimated annual energy cost determined in accordance with 16 CFR Part 305.5 for model 47LP645H, 42LP645H, 39LP645H, 32LP645H are \$15, \$13, \$11 and \$8.

"Your energy cost depends on your utility rates and use. The estimated cost is based on 11 cents per kWh and 5 hours of use per day. For more information, visit [www.ftc.gov/energy](http://www.ftc.gov/energy)."

<sup>1</sup> FTC Television labeling rule (18 CFR Part 305, as added by 76 Fed. Reg. 1038 [Jan 6, 2011]).



Life's Good

LGSolutions.com

