

Auto-Sensing Remote Jack Pack (RJP) Full-Featured



NEW! SINGLE CABLE RJP*

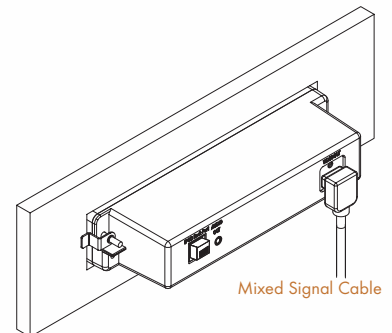
When used with compatible LG displays, the RJP-301B provides a multi-media interface to the in-room TV display panel for hotel guests. There is a wide range of A/V inputs for external portable devices such as DVD/CD players, laptop PCs, video game players, MP3 players, camcorders, etc. Your guests will find this full-featured jack pack easy to use. Just plug in an audio or video source, sit back, and enjoy! The audio preference is your choice, regardless of what is showing on the TV screen.

COMPATIBLE LG DISPLAYS

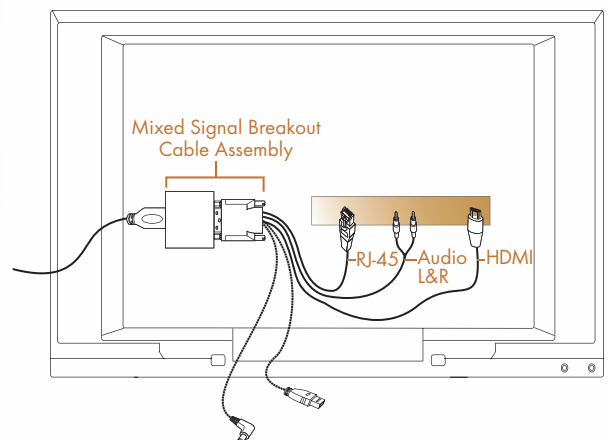
Go to link www.LGcommercial.com and select model RJP-301B

1-YEAR LIMITED WARRANTY
(parts/labor)

Connection diagram from RJP-301B to TV



Mixed Signal connection cable to TV display panel




*Refers to the single cable between the RJP and the mixed signal breakout cable assembly.



POP (Picture outside of Picture) can be used with TVs that have this feature


TOP VIEW



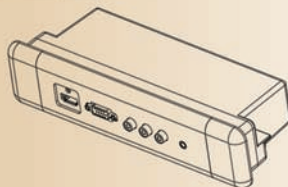
FRONT VIEW



BACK VIEW



SIDE VIEW



GUEST ROOM FEATURES

The auto sensing remote jack pack (RJP) will conveniently install right in the room where the guests stay. This jack pack will allow guests to connect audio, video, and computer devices to hear and view on the in-room TV display panel. The RJP can be set up to interface with the TV display panel to show the image and/or sound from a portable DVD/CD Player, Camcorder, MP3 Player, Notebook computer, or portable Video Game Player. If the guest does not connect any devices, then the in-room TV display panel will remain on the source selected. When the guest connects a device, the interface switches the TV display panel to show the new source.

The RJP is designed to be able to process audio from one source, and video separately from a different source, if required. (The guest can work on a laptop computer while listening to music from an MP3 player). POP (Picture outside of Picture) feature can be utilized (on TVs that come equipped with this feature) by simply selecting channel up or down once the video source is connected. The picture from the connected device will show up in the larger picture on the left side of the screen, and the TV channel will show up in the smaller picture on the right side of the screen.

REMOTE JACK PACK

| | |
|---------------------------|--|
| Unit Dimensions (W×H×D) | 9.00" x 2.13" x 3.63" |
| Recommended hole cutout | 8.46" (8 7/16") W x 1.69" (1 11/16") H |
| Unit Weight | 0.882 lbs. |
| Color | Black |
| Type of Installation | Vertical Wall Mount |
| Carton Dimensions (W×H×D) | 21.93" x 4.33" x 16.54" |
| Shipping Weight | 3.23 lbs. |

END-USER DEVICE INPUTS (RJP front)

| | |
|--------------|---|
| Audio In | 3.5 mm Stereo Audio Jack |
| Audio In L-R | Left - Right Audio Jacks (Nom In: 250mV RMS @ 22K ohms) Overload In: 1.6V RMS Max |

| | |
|-------------|-------------------------------------|
| Video In | Composite Video Jack 1 Vpp, 75 ohms |
| PC Video In | 15-pin RGB PC Monitor Connector |
| HDMI™ In | HDMI Connector |

INSTALLER CONNECTIONS (RJP back)

| | |
|------------------|--|
| Mixed Signal Out | Mixed Signal Connector (only connect to mixed signal breakout cable) |
| iPOD® Dock Port | 10-pin RJ-50 for future use |
| Audio Out | 3.5 Stereo Audio Jack for future use |

INSTALLER CONNECTIONS (TV Display Panel)

Mixed Signal Breakout/Cable Assembly (see illustration on front):

| | |
|-----------------------------|-------|
| HDMI | 1 |
| Audio L-R | 1 set |
| Control Cable (8-pin RJ-45) | 1 |

REGULATORY

| | |
|------------|-------------------------------|
| FCC | Class B, Digital Video Device |
| CE, C-Tick | Yes |

ENVIRONMENTAL PARAMETERS

| | |
|-----------------------|--|
| Operating Temperature | 32° to 104° Fahrenheit (0° to 40° Celsius) |
| Storage Temperature | -4° to 185° Fahrenheit (-20° to 85° Celsius) |
| Cooling | Free Air Convection |
| Humidity | 10% to 90% Non-condensing |

SUPPLIED ACCESSORIES LIST

| | |
|---|---------------------|
| Mixed Signal Cable Assembly | 1 (approx. 13.5 ft) |
| Side Cover | 2 |
| Installation & Setup Guide | 1 |
| Wall Hole Cutout Template | 1 |
| Security (pin-in) Torx (T-20) head screws | 2 (installed) |
| Retainer Clips, L-Shaped | 2 (installed) |

WARRANTY

| | |
|--------------------------------|-----------------|
| Limited Warranty (Parts/Labor) | 1 Year |
| UPC Code | 7 19192 17576 1 |



All screen images are simulated. Dimensions and weights are approximate. Design, features and specifications subject to change without notice.

© Copyright 2009 LG Electronics USA, Inc. All Rights Reserved. "LG Life's Good" is a registered trademark of LG Corp.

HDMI, the HDMI Logo and High-Definition Multimedia Interface are trademarks or registered trademarks of HDMI Licensing LLC. iPod is a trademark of Apple inc. registered in the U.S. and other countries. All other product and brand names are trademarks or registered trademarks of their respective companies.



Printed in the USA. November 2009

www.LGcommercial.com

LG Electronics U.S.A., Inc.
Business Solutions Division
2000 Millbrook Drive
Lincolnshire, IL 60069

Contact your LG Regional Sales Representative:

Hospitality: 800.228.1236

Enterprise: 800.897.8788

Channel: 800.897.8871

Healthcare: 877.793.6484

Customer Service: 888.865.3026

E-mail: LGcommercial@lge.com

SPEC_RJP301B_080921_PR



LG

Life's Good