

# LG NeON<sup>®</sup> R

LG350Q1C-A5

## 60 cell

The LG NeON<sup>®</sup> R is a high-power luxury solar panel featuring newly developed Back Contact Technology<sup>™</sup>. The advanced cell structure locates all of the module's electrodes on the back side of the panel, minimizing power loss and boosting efficiency.



### Enhanced Warranties

LG offers a 25-year product warranty for LG NeON<sup>®</sup> R, including labor, in addition to an enhanced performance warranty. After 25 years, LG NeON<sup>®</sup> R is guaranteed to produce at least 88.4% of its initial power output.



### High Power Output

The LG NeON<sup>®</sup> R has been designed to significantly enhance its output, making it efficient even in limited spaces.



### Roof Aesthetics

LG NeON<sup>®</sup> R has been designed with aesthetics in mind: the lack of any electrodes on the front creates an improved, modern aesthetic.



### Outstanding Durability

With its newly reinforced frame design, LG NeON<sup>®</sup> R can endure a front load up to 6000 Pa, and a rear load up to 5400 Pa.



### Improved Performance on Sunny Days

LG NeON<sup>®</sup> R now performs better on sunny days, thanks to its improved temperature coefficient.



### Near Zero LID (Light Induced Degradation)

The n-type cells used in LG NeON<sup>®</sup> R have almost no boron. This leads to less LID right after installation.

#### About LG Electronics

LG Electronics is a global player who has been committed to expanding its capacity, based on solar energy business as its future growth engine. We embarked on a solar energy source research program in 1985, supported by LG Group's rich experience in semi-conductor, LCD, chemistry, and materials industry. We successfully released first Mono X<sup>®</sup> series to the market in 2010, which were exported to 32 countries in the following 2 years, thereafter. In 2013, NeONTM (previously known as Mono X<sup>®</sup> NeON) & 2015 NeON2 with CELLO technology won "Intersolar Award", which proved LG is the leader of innovation in the industry.

### Mechanical Properties

Cells	6 x 10
Cell Vendor	LG
Cell Type	Monocrystalline / N-type
Cell Dimensions	161.7 x 161.7 mm / 6 inches
Dimensions (L x W x H)	1700 x 1016 x 40 mm 66.93 x 40.0 x 1.57 inch
Front Load	6,000Pa / 125 psf
Rear Load	5,400Pa / 113 psf
Weight	18.5 kg / 40.79 lb
Connector Type	MC4
Junction Box	IP68 with 3 Bypass Diodes
Length of Cables	1000 mm x 2 ea
Glass	Tempered Glass with AR Coating
Frame	Anodized Aluminium

### Certifications and Warranty

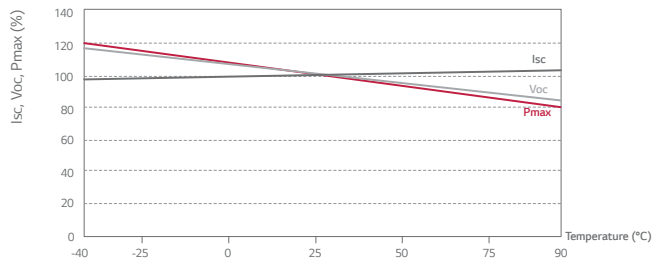
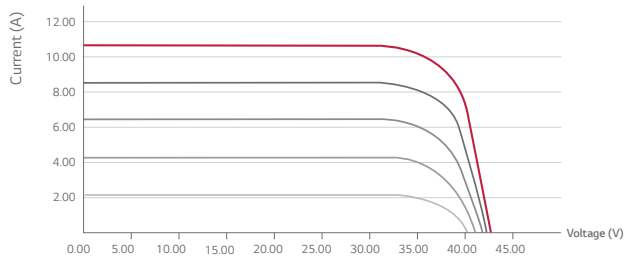
Certifications	IEC 61215, IEC 61730-1/-2 UL 1703 IEC 61701 (Salt mist corrosion test) IEC 62716 (Ammonia corrosion test) ISO 9001
Module Fire Performance (USA)	Type 1
Fire Resistance Class (CANADA)	Class C (ULC / ORD C1703)
Product Warranty	25 years
Output Warranty of Pmax	Linear warranty**

\*\*1) 1st year : 98%, 2) After 1st year : 0.4% annual degradation, 3) 25 years : 88.4%

### Temperature Characteristics

NOCT	44 ± 3 °C
Pmpp	-0.30 %/°C
Voc	-0.24 %/°C
Isc	0.04 %/°C

### Characteristic Curves



### Electrical Properties (STC \*)

Module	350
Maximum Power (Pmax)	350
MPP Voltage (Vmpp)	36.1
MPP Current (Impp)	9.70
Open Circuit Voltage (Voc)	42.7
Short Circuit Current (Isc)	10.77
Module Efficiency	20.3
Operating Temperature	-40 ~ +90
Maximum System Voltage	1000
Maximum Series Fuse Rating	20
Power Tolerance (%)	0 ~ +3

\* STC (Standard Test Condition): Irradiance 1,000 W/m<sup>2</sup>, Ambient Temperature 25 °C, AM 1.5

\* The nameplate power output is measured and determined by LG Electronics at its sole and absolute discretion.

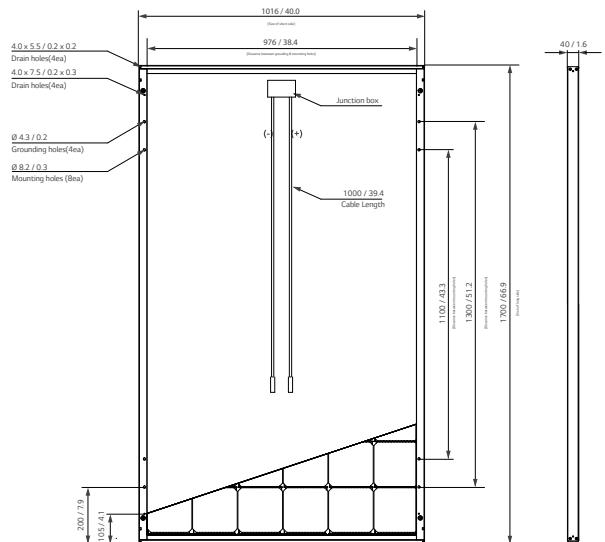
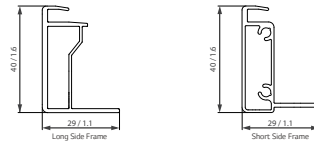
\* The typical change in module efficiency at 200 W/m<sup>2</sup> in relation to 1000 W/m<sup>2</sup> is -2.0%.

### Electrical Properties (NOCT\*)

Module	350
Maximum Power (Pmax)	264
MPP Voltage (Vmpp)	36.0
MPP Current (Impp)	7.32
Open Circuit Voltage (Voc)	40.1
Short Circuit Current (Isc)	8.67

\* NOCT (Nominal Operating Cell Temperature): Irradiance 800 W/m<sup>2</sup>, ambient temperature 20 °C, wind speed 1 m/s

### Dimensions (mm/in)



\* The distance between the center of the mounting/grounding holes.



North America Solar Business Team  
LG Electronics U.S.A. Inc  
1000 Sylvan Ave, Englewood Cliffs, NJ 07632

Contact: lg.solar@lge.com  
www.lgsolarusa.com

Product specifications are subject to change without notice.  
DS-T1-72-W-G-P-EN-60630

Copyright © 2017 LG Electronics. All rights reserved.  
01/01/2017

Innovation for a Better Life

