



www.LGUSA.com

AX390

Quick Start Guide

Touch2TalkSM Walkie-Talkie Capable

Activating T2T Service

Adding a New T2T Contact/Group

Making a T2T Alert Call

Making a T2T Call/Group Call



Getting to Know Your Phone












Activating T2T Service

Alltel's Touch2Talk walkie-talkie capability lets you talk instantly with one or more people with a simple press of your thumb. Here's how to get started:









1. Press and *hold* the **T2T Key**.
2. Press the **Left Soft Key** for **Yes** to activate T2T service.
3. Enter your name and press **OK**.

T2T Icon Descriptions:

Individual:

-  Available
-  Silent
-  Do Not Disturb
-  Unavailable
-  Pending
-  Outgoing Call
-  Incoming Call
-  Missed Call
-  Message Alert

Group:

-  Available
-  Silent
-  Do Not Disturb
-  Unavailable
-  Pending
-  Outgoing Call
-  Incoming Call
-  Missed Call



Adding a New T2T Contact

Touch2Talk contacts are separate from your standard phone contacts. You can add up to 99 individual contacts and up to 30 groups.

Adding a New T2T Contact:

1. From the **Touch2Talk (4)** menu, select **New T2T Contact (2)** and press **OK**.
2. Enter the 10 digit contact number and press **OK**.
3. Enter the contact name and press **OK**.
4. Press the **Left Soft Key** for **Done**.

Adding a New T2T Group:

1. From the **Touch2Talk (4)** menu, select **New T2T Group (3)** and press **OK**.
2. Enter a group name and press **OK**.
3. Select members to add to the group and press **OK**, press the **Left Soft Key** for **Add** or press the **Right Soft Key** to enter new T2T contacts.



Making a T2T Alert Call

An alert call sends the user an alert tone before initiating the conversation. The receiving party has the option to accept or ignore the call.

1. From standby mode, press and *hold* the **T2T Key**.
2. Highlight a contact and press the **Left Soft Key** for **Alert**.
3. Press **OK** for **Yes**. The receiver will hear the alert tone and receive an alert message.
4. If the receiver accepts, press and *hold* the **T2T Key** and begin speaking after you hear the T2T talk tone.
5. Release the **T2T Key** when you're done speaking.




Note: Alert calls can only be sent to individuals, not groups.

Making a T2T Call

A regular Touch2Talk call is connected without the incoming call alert. The voice of the caller is immediately heard on the recipient's phone.


1. From standby mode, press and *hold* the **T2T Key**.
2. Highlight a name from the contacts list.
3. Press and *hold* the **T2T Key** and begin speaking after you hear the T2T talk tone.
4. Release the **T2T Key** when you're done speaking.



Making a T2T Group Call

With Touch2Talk, you can make a multiparty call with all the members of a T2T group. You can have up to 30 separate groups and up to 20 people in each group.

1. From standby mode, press and *hold* the **T2T Key**.
2. Use the Navigation Key to highlight a group from the contacts list.
3. Press and *hold* the **T2T Key** and begin speaking after you hear the T2T talk tone.
4. Release the **T2T Key** when you're done speaking.



Optional Accessories

Accessories for productivity, convenience and fashion are available at www.LGUSA.com.



Swivel Holster



Extended Li-Ion Battery



Vehicle Power Charger