

Life's Good



# AX300

Quick Start Guide



Bluetooth®  
Pairing



Taking  
a Picture



Restricting  
Calls

[www.LGUSA.com](http://www.LGUSA.com)

# Getting to Know Your Phone




# Bluetooth® Pairing

Welcome to the wireless revolution! Throw away annoying cables and enjoy the comfort and convenience that comes with Bluetooth connectivity on your AX300.

1. Set your Bluetooth accessory into pairing mode.\*
2. Press **MENU OK**, then select **Bluetooth (7)** and **Paired Devices (1)**.
3. Press the **Left Soft Key** for **Search**. When prompted to turn on Bluetooth, press **MENU OK**.
4. Press **MENU OK** to begin a new search.
5. Once the Bluetooth device has been found, highlight it and press **MENU OK**.
6. Enter the passcode\* (typically "0000" – 4 zeroes) and press **MENU OK**.
7. Press **MENU OK** to connect with the device.



*\*Refer to your Bluetooth accessory's user manual for information about initiating pairing mode and the passcode.*



# Taking a Picture

Never get caught without a camera again! The AX300 provides a handy VGA camera for snapshots on the go.

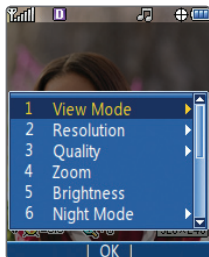
## Flip Open

1. Press and *hold* the side  **Key**.
2. Press **up** or **down** on the **Navigation Key** to zoom.\* Press **left** or **right** to adjust the brightness. To adjust other camera options, press the **Right Soft Key**.
3. Press  to take a picture.

## Flip Closed

1. Press and *hold* , then quickly press the side **Volume Keys**  .
2. Press  to take a picture.

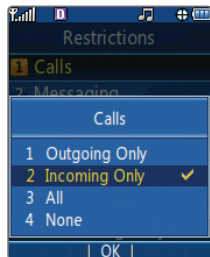
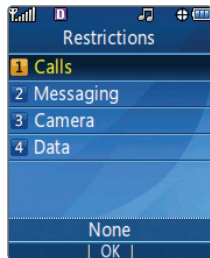
\*Camera setting of 640x480 pixels does not support zoom function.



# Restricting Calls

Whether you need a break or just want to let a friend borrow your phone, the AX300 has you covered. Restrict calls, messages, and even camera and data usage in a flash!

1. Press **MENU OK**, then select **Settings (9)** and **Security (3)**.
2. Enter the lock code (by default, the last four digits of your phone number) and press **MENU OK**.
3. Select **Restrictions (2)**, then **Calls (1)**.
4. Select a restriction and press **MENU OK**.



## Optional Accessories

Maximize your phone with these cutting-edge accessories at [www.LGUSA.com](http://www.LGUSA.com).



Bluetooth Headset (HBM-770)



Bluetooth Headset (HBM-750)



Vehicle Power Charger



Extended Battery (1,500 mAh)



Headset



USB Cable

©2008 LG Electronics, Inc. All rights reserved. The Bluetooth® trademark and logos are owned by the Bluetooth SIG, Inc. and any use of such marks by LG Electronics is under license. All other trademarks are property of their respective owners. All phone images are simulated.