

QUICK START GUIDE

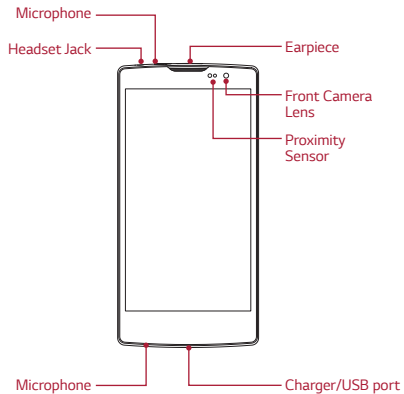
LG LOGOS™



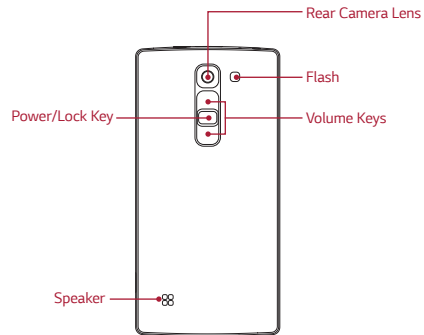
MBM64982001 (1.0)

U.S. Cellular®
Customer Care:
1-888-944-9400

Getting to Know Your Phone



Getting to Know Your Phone



All materials in this QSG including, without limitation, the design, the text, and any marks are the property of LG Electronics USA, Inc. Copyright © 2015 LG Electronics USA, Inc. ALL RIGHTS RESERVED. LG, LG Life's Good and the LG logo are registered trademarks of LG Corp. Google and Android are trademarks of Google Inc. Wi-Fi is a registered trademark of the Wi-Fi Alliance. The *Bluetooth*® word mark and logos are registered trademarks owned by *Bluetooth SIG*, Inc. and any use of such marks by LG Electronics USA, Inc. is under license. Other trademarks and trade names are those of their respective owners. Unless otherwise specified herein, all accessories referenced herein are sold separately. All features, functionality, and other product specifications are subject to change.

Visit www.uscellular.com to view the user guide and more information.

Some content and illustrations may differ from your device depending on the region, service provider, software version, or OS version, and are subject to change without prior notice.



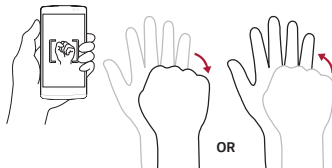
Gesture Shot

Take selfies using Gesture Shot.

Use Gesture Shot

There are two methods for using the Gesture shot feature.

- Raise your hand, with an open palm, until the front camera detects it and a box appears on the screen. Then close your hand into a fist to start the timer, allowing you time to get ready.
- Raise your hand, in a clenched fist, until the front camera detects it and a box appears on the screen. Then unclench your fist to start the timer, allowing you time to get ready.



Glance View

When the phone screen is off, you can see the status bar, time and date by dragging your finger down on the screen.

