


60PG60

60" CLASS 1080P PLASMA HDTV (59.5" diagonal)

- Full HD 1080p Resolution
- Dual XD Engine™
- 1,000,000:1 Dynamic Contrast Ratio
- Fluid Motion (180Hz Effect)
- 4x HDMI™ V.1.3 with Deep Color
- AV Mode (Cinema, Sports, Game)
- Clear Voice
- LG Simplink™ Connectivity
- Invisible Speaker System
- THX® Display Certified
- USB 2.0 (JPEG, MP3)
- ISFccc
- 100,000 Hours to Half Brightness (Typical)



FULL HD 1080P RESOLUTION

Displays HDTV programs in full 1920 x 1080p resolution for a more detailed picture.

DUAL XD ENGINE

Combines two of LG's exclusive XD Engines to help maximize picture quality for any kind of video content. By combining XD Engine processors, panel performance is optimized ensuring higher-quality, more realistic images.

FLUID MOTION (180 HZ EFFECT)

Enjoy smoother, clearer motion with all types of programming such as sports and action movies. The moving picture resolution give the impression of performance of up to 3x the panels actual refresh rate.

AV MODE

The AV Mode optimizes the picture into Cinema, Sports, and game Mode according to the video and audio content. The viewer has the ability to quickly choose the correct mode for the picture they are viewing.

CLEAR VOICE TECHNOLOGY

Automatically enhances and amplifies the sound of human voice frequency range to help keep dialogue audible when background noise swells.

THX DISPLAY CERTIFIED

LG is one of the first consumer electronics companies to achieve THX certification. As an industry benchmark in video image quality, THX Display Certification designates an HDTV that will deliver exceptional image quality, bringing more immersive movie, broadcast and video game experience to the living room.



60PG60

60" CLASS 1080P PLASMA HDTV
(59.5" diagonal)

TECHNICAL SPECIFICATIONS

PLASMA DISPLAY PANEL

Native Display Resolution	1920 x 1080p
Brightness (cd/m ²)	1,000
Dynamic Contrast Ratio	1,000,000:1
Native Contrast Ratio	30,000:1
ISM (Image Sticking Minimization)	3 Modes
Non-Reflective Black Matrix Structure	•
Fluid Motion 180Hz Effect	•
Pure Black Level	•
Altitude	2,000 m / 6,561 ft
Life Span (Typical)	100,000 hours

BROADCASTING SYSTEM

Analog	•
ATSC/NTSC/Clear QAM	•

VIDEO

Dual XD Engine™	•
Aspect Ratio	16:9
Aspect Ratio Correction	6 Modes
Just Scan (1:1 Pixel Matching)	•
- HDMI™	1080p/1080i/720p
- Component	1080p/1080i/720p
- RF	1080i/720p
Enhanced Line Doubler	•
Enhanced Noise Reduction (Video Noise Filter)	• (3D & MPEG)
Color Temperature Control	4 Modes
Black Stretcher (Black Level Enhancer)	•
3:2 Pulldown	•
Picture Reset	•
AV Mode (Picture & Sound)	3 Modes
ISFccc	•
THX Certified	•
Picture Selection Mode	7 Modes
DTV Signal Strength Indicator	•

AUDIO

Mono/Stereo/Dual (MTS/SAP)	•
Audio Outout Power (Watts - THD 10%)	10W + 10W
Speaker System Details	2 Way 4 System (Invisible Speaker)
Dolby® Digital Decoder	•
Surround System Type	SRS TruSurround XT™
Bass/Treble/Balance Controls	•
Auto Volume Leveler	•
Sound Mode	5 Modes
Mute	•

SPECIAL FEATURES

1080P Source Input	•
- HDMI	60p/30p/24p
- Component	60p/30p/24p
- RGB	60p
A/V Input Navigation	•
Auto Navigation	•
Input Labeling	•
Quick View (Previous Channel)	•
Clear Voice (On/Off)	•
Quick Setup Guide	•
Parental Control w/V-Chip	•
Key Lock	•
Closed Caption	•
LG SimpLink™ (HDMI CEC)	•
Trilingual Menus	English/French/Spanish
EZ Menus (High Performance Interface)	•
Channel Add/Delete	•
Favorite Channel	•
Auto Clock	•
Manual Clock	•
On/Off Timer	•
Sleep Timer	•
Auto Off (When no video is present)	•

SIDE AUDIO/VIDEO INPUTS/OUTPUTS

L/R Audio/Composite Video In	1
HDMI/HDCP In	1 (V.1.3 with Deep Color)
USB 2.0	1 (JPG, MP3)

REAR AUDIO/VIDEO INPUTS/OUTPUTS

RF In (Antenna/Cable)	1
L/R Audio/Component Video In	1

REAR AUDIO/VIDEO INPUTS/OUTPUTS (CONTINUED)

L/R Audio Out	1
S-Video In	1
HD Component Video In (Y,Pb,Pr) + L/R Audio	2
Digital Audio Out	1 (Optical)
HDMI/HDCP Input	3 (V.1.3 with Deep Color)
RGB In (D-Sub 15pin) - PC	1
PC Audio Input	1
RS-232c In (Control/Service)	1
Remote Control In (IR)	1

CABINET/ACCESSORIES

Cabinet Style	One Layer
Cabinet Color	Glass
Remote Control Type	Universal
Stand Swivel (degrees)	20° / 20°
VESA® Compatible (W x H)	600mm x 400mm



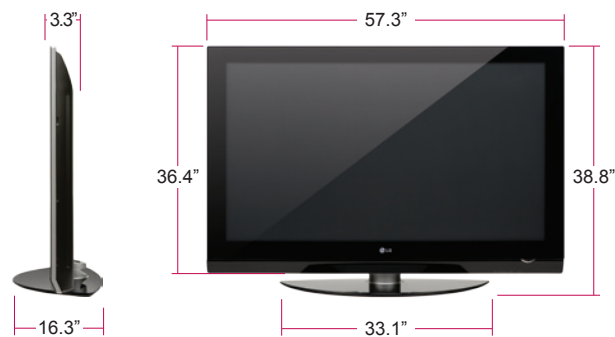
POWER

Consumption (Typical)	698W
Stand-by Consumption	> 1W

SPECIFICATIONS

Dimensions w/out stand (W x H x D)	57.3" x 36.4" x 3.3"
Weight w/out stand	113.9 lbs
Dimensions w/stand (W x H x D)	57.3" x 38.8" x 16.3"
Weight w/stand	130.5 lbs
Dimensions w/packaging (W x H x D)	62.9" x 45.5" x 19.7"
Weight in package	144.6 lbs
UPC	719192173187
Limited Warranty	1 Year Parts & Labor / 2 Year Panel

DIMENSIONS/REMOTE/INPUTS/OUTPUTS



LG Electronics U.S.A., Inc. • 1000 Sylvan Avenue Englewood Cliffs, NJ 07632
Customer Service and Technical Support: (800) 243-0000 • LGusa.com

© 2008 LG Electronics U.S.A., Inc., Englewood Cliffs, NJ. All rights reserved. "LG Life's Good" is a registered trademark of LG Corp.
All other trademarks are the property of their respective owners. Design, features and specifications subject to change without notice. 11/05/08

