LG
Life's Good

MULTI SPLIT SYSTEM
AIR CONDITIONERS

Come home to comfort with LG

Come Home To Comfort
with LG air conditioners

—

LG makes life good by connecting with the real needs and desires of our customers and innovating around them. We passionately believe in improving the day-to-day lives of Australians via forward-thinking technological advancement.

Why LG Air Conditioning

Designed for the way you live, our air conditioners are available in a wide range of styles - so you can create a space that's cool, comfortable and stylish.

LG Multi Split Systems
Heat or cool multiple rooms in your home

—

LG Multi split system provides powerful, efficient cooling and heating with two, three, four, or up to nine indoor units operating off a single outdoor unit.

LG's advanced inverter technology brings powerful performance while remaining energy efficient. Multi split systems use less space than installing individual single split systems.

A variety of sleek and elegant indoor units are available in a full range of capacities for all room sizes.

Installation is easy and it offers various convenient functions for easy maintenance.

MODEL LINE-UP

OUTDOOR UNITS

Type / kW	MULTI F (Multi Piping)	Connectable Indoor Units		Phase	Combination Sample
		Max. Indoor units	Max. Total Capacity Index (kW)		
5.3	UHXM55MA1	3	8.79	1ø	
7.0	UHXM70MA1	4	11.42	1ø	
8.8	UHXM90MA1	5	15.81	1ø	
11.2	UHXM110MA1	5	21.08	1ø	

INDOOR UNITS

Type / kW	Wall Mounted	Ceiling Cassettes	Celing Concealed Ducts
	Standard		Low Static
2.1	MS07AH2		
2.6	MS09AH2	NHXM30C1A1	NHXM30D3A1
3.5	MS12AH2	NHXM40C1A1	NHXM40D3A1
5.3	MS18AH2		NHXM50D3A1
7.0	MS24AH2		NHXM70D3A1

FUNCTION SPECIFICATIONS

Category		Multi F			
kBtu/h		18	24	30	38
kW		5.27	7.03	8.79	11.2
Energy Efficiency	BLDC Comp & Fan Motor	●	●	●	●
	Wide Louver Plus Fin	●	●	●	●
	Optimised Heat Exchanger Path	●	●	●	●
	Smart Load Control	●	●	●	●
	Peak Current Control	●	●	●	●
	Standby Mode	●	●	●	●
	Mode Lock	●	●	●	●
Durability	Twin Rotary Compressor	●	●	●	●
	Smart Sensor Pressure Control	●	●	●	●
Comfort & Convenience	Fast Cooling & Heating	●	●	●	●
	Silent Night Operation	●	●	●	●
	Wiring Error Check	●	●	●	●
	Monitoring PCB	●	●	●	●
	LG MV	●	●	●	●
	Forced Cooling Operation	●	●	●	●

KEY FEATURES

SMART

Built-in Wi-Fi Smart Control

The LG Smart ThinQ App lets you access and control your air conditioner with your smartphone* even when you're not at home.

* Product Registration using both LG Smart ThinQ app & Google app is required. Internet, Wi-Fi connection and Google account required. Data usage may apply. Controlling devices and features requires compatible smart devices. Features and services may be changed without notice. Google is a trademark of Google LLC.

I Controlling & Monitoring I

I Smart Diagnosis & Filter Manager I

I Integrated Home Appliances Control I

Download on the App Store

Energy Efficiency

The advanced technologies of LG achieve low energy consumption regarding SEER.

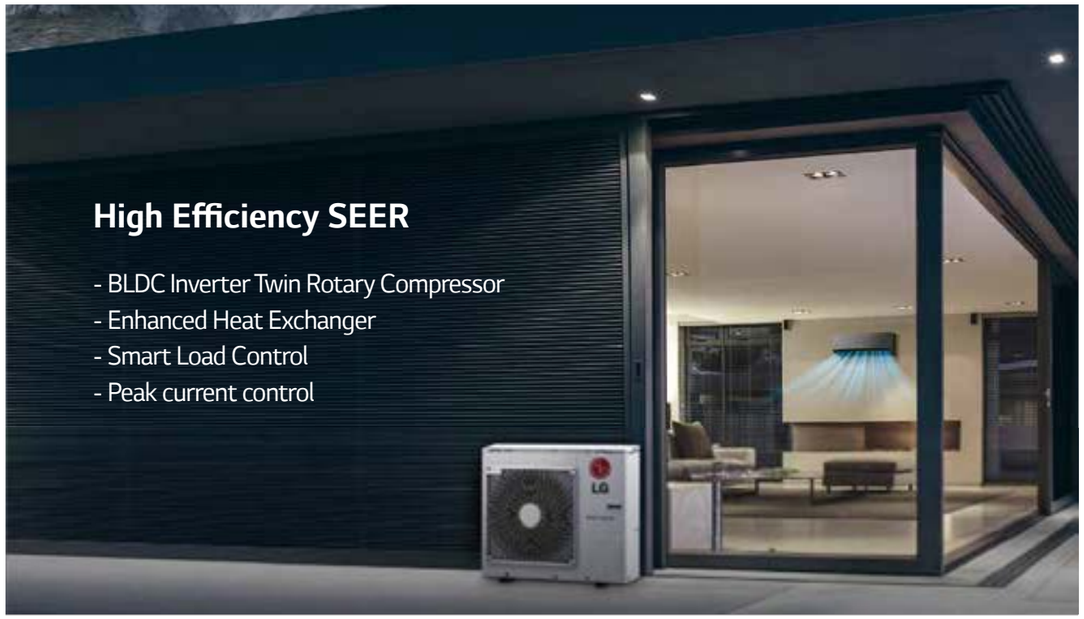

Powerful BLDC (Brushless Direct Current Motor) Compressor

LG air conditioners are equipped with a BLDC Inverter Twin Rotary Compressor that uses a neodymium magnetic core. The compressor has high efficiency and reliability, because it is excellent in controlling the operating speed depending on the load. The compressor has improved efficiency compared to standard AC inverter products and optimised for changes of outdoor load, and seasonal efficiency.

I Operation Range I

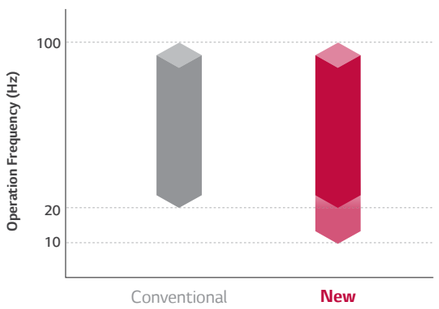

I Motor Efficiency I

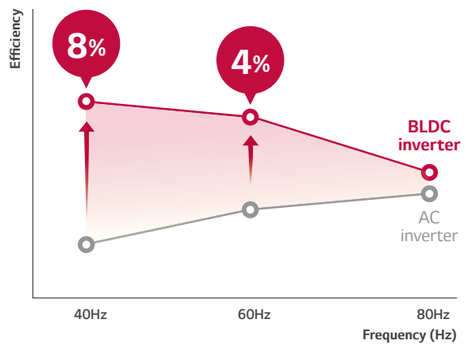

KEY FEATURES
ENERGY EFFICIENCY

Wide Louver Plus Fin

Wide Louver Plus fin technology increases full load heating performance by 11% and 6% with COP compared to conventional fins. It can also slow down the frosting on the heat exchanger and delay the start of defrosting mode.

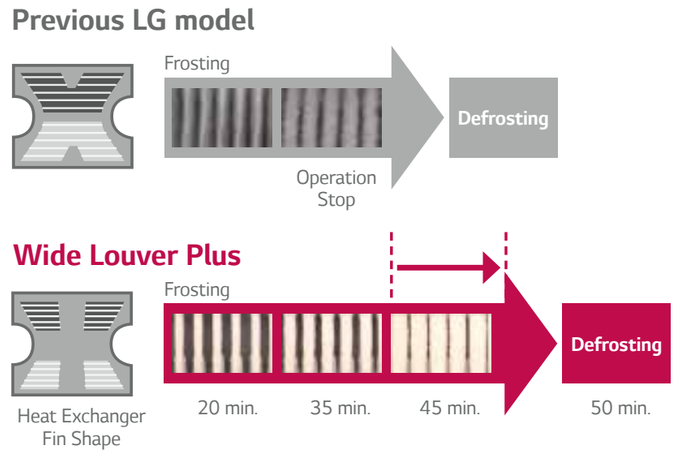

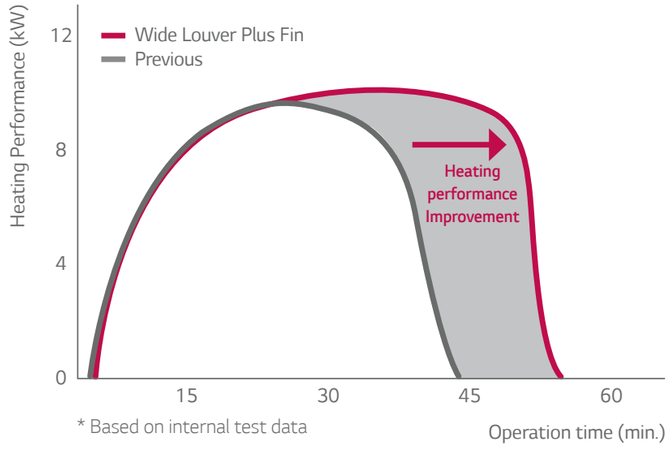

* Based on internal test data

ENERGY EFFICIENCY

Smart Load Control

To save operation energy, it automatically controls the refrigerant temperature according to outside temperature.

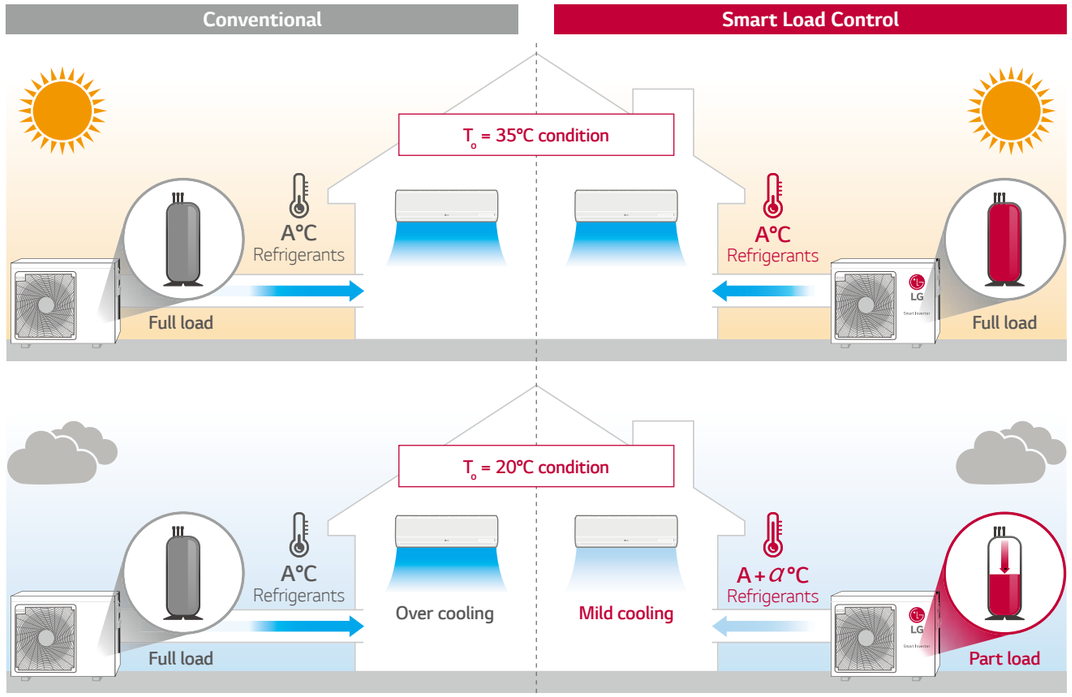

* T₀ : Outdoor temperature
* A is the indoor unit coil temperature

I How to set Dip Switch I

To operate smart load control, dip switch setting is required.
It can help save energy during real time operation.

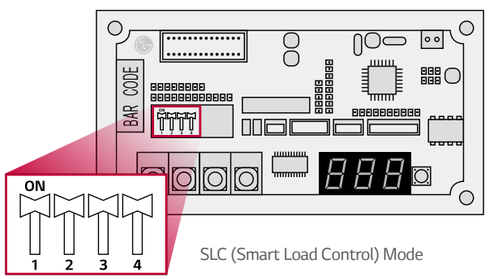

SLC (Smart Load Control) Mode

I Real Time Energy Saving I

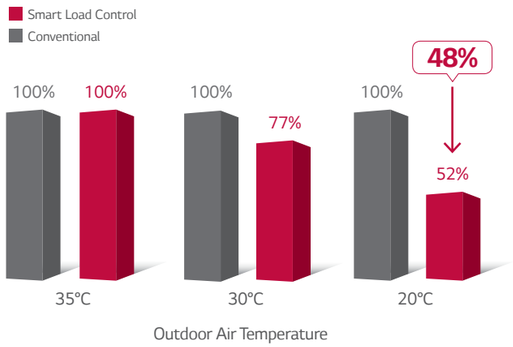

*Tested model 6.2kW.

ENERGY EFFICIENCY

Peak Current Control (optional setting)

The peak current control function limits the air conditioner from running at the maximum level thus improving operating efficiency to help reduce energy consumption.

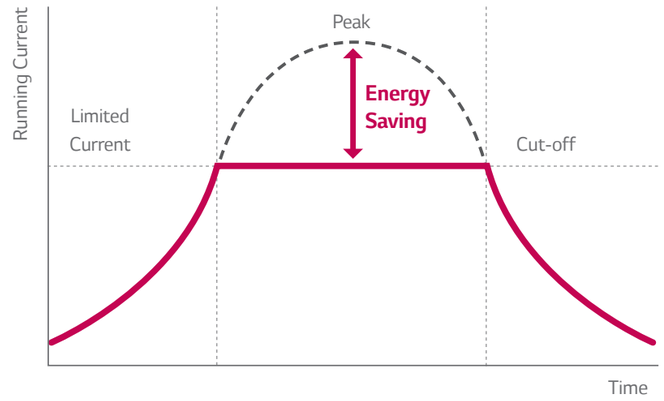

*This function is not user adjustable, please contact your nearest AC installer.

Mode Lock

Set the operation mode to either cooling-only or heating-only by adjusting the dip switch inside the unit. This will help prevent the mixed use of cooling and heating.

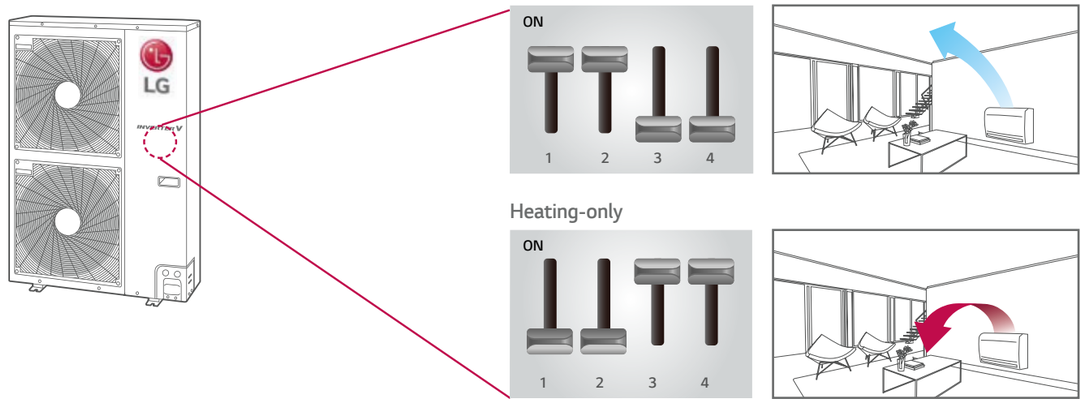

* Applied to all MULTI outdoors

*This function is not user adjustable, please contact your nearest AC installer.

QUICK COOLING & HEATING

Quick Operating Response

Previous LG model

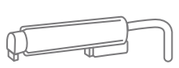

Temperature Sensor Only

Step 1
Sensing current temperature of refrigerent, indoor and outdoor temperature.

Step 2
Estimating Pressure
Finding recorded target pressure to operate compressor, based on the corresponding temperature data.

This algorithm is more likely to be impacted by temperature change and it takes more time to calculate proper operation range of compressor to target point.

LG Inverter

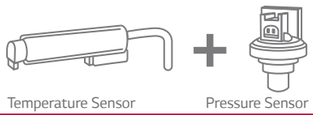

Temperature Sensor Pressure Sensor

Step 1
Sensing refrigerent pressure and temperature simultaneously to ready compressor for target cooling operation.

This ensures target performance and reliable operation.

Using both pressure and temperature sensors improves control accuracy and stability resulting in a quick operating response time.

I Heating I

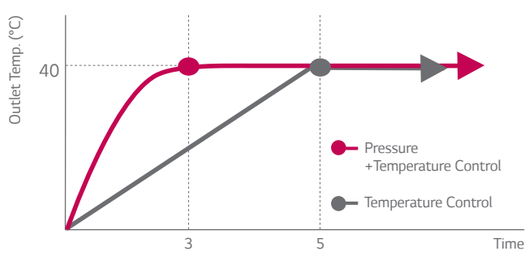

* Based on internal test data

QUIET & COMFORTALE

"Night Quiet" Operation

Night Quiet operation can reduce noise levels at night time by setting the dip switch on the PCB in the outdoor unit*.

I Cooling Mode I

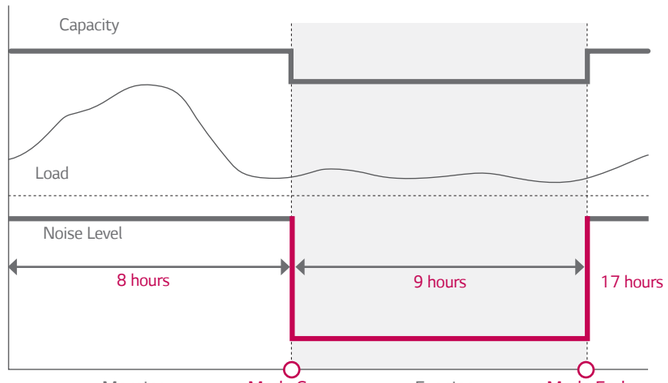



*This function is not user adjustable, please contact your nearest AC installer.

Wiring Error Check (UHXM55MA1, UHXM70MA1, UHXM90MA1, UHXM110MA1)

Installers can check whether the transmission cable has been connected correctly by using the wiring error check function. The wiring error check can reduce the time taken to check for transmission cable errors.

I Check with Outdoor PCB : When error → LED is turned on I

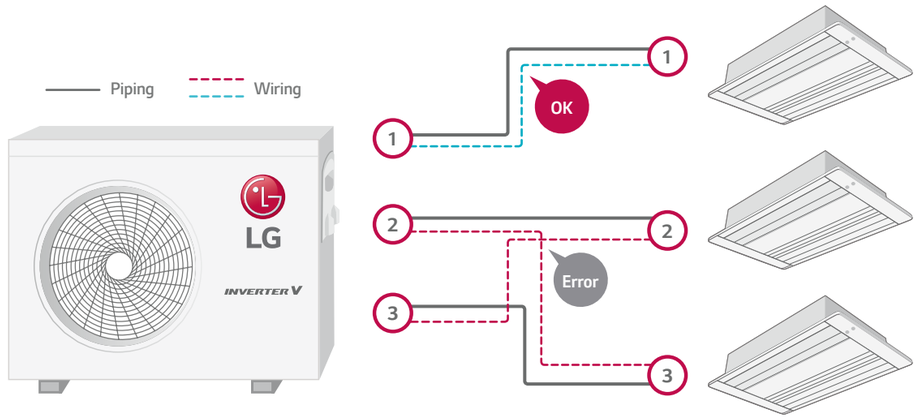

KEY FEATURES
EASY INSTALLATION & MAINTENANCE

LG MV (Monitoring View)

LG MV helps technicians inspect and monitor air conditioning units easily.
Information is provided by product type. (Single Split & Multi Split)

- IDU info.
- Cycle & valves
- Actuator info.
- Sensors & Electric
- ODU info.

LG MV provides cycle information with diagrams and the technicians can check accumulated data on a graph.

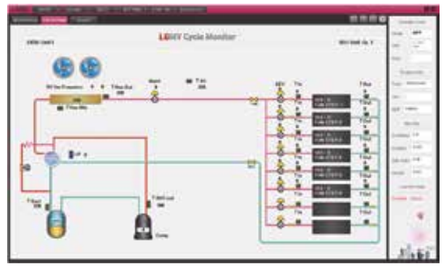

A manager can easily check the error status by looking at the indicator information (Troubleshooting guide)

Error indicator

Error Code	Contents
01	Air temperature sensor of indoor unit
02	Inlet pipe temperature sensor of indoor unit
03	Communication error : wired remote controller ◀▬▶ indoor unit

·
·
·

Pump Down Mode

The forced cooling operation allows refrigerant to be recharged or pumped down, regardless of the indoor temperature. More importantly this function can be used when indoor units are being repaired.

I Recharging I

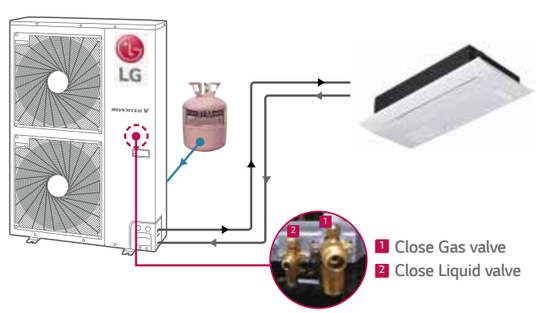

I Pump Down I

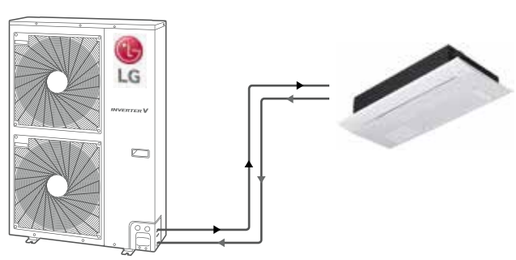

FLEXIBLE COMBINATION

Long and High Elevation Piping

I Multiple Piping Type I

(m)		UHXM55MA1	UHXM70MA1	UHXM90MA1	UHXM110MA1
Total Piping Length		50	70	75	85
Piping Length per Branch		25	25	25	25
Max. Elevation	Indoor-Outdoor	15	15	15	15
	Indoor-Indoor	7.5	7.5	7.5	7.5

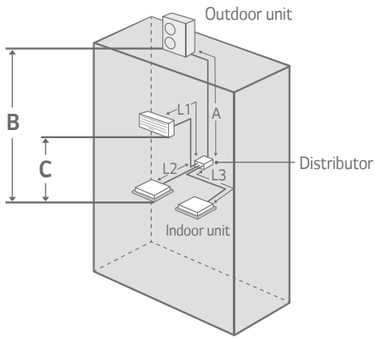

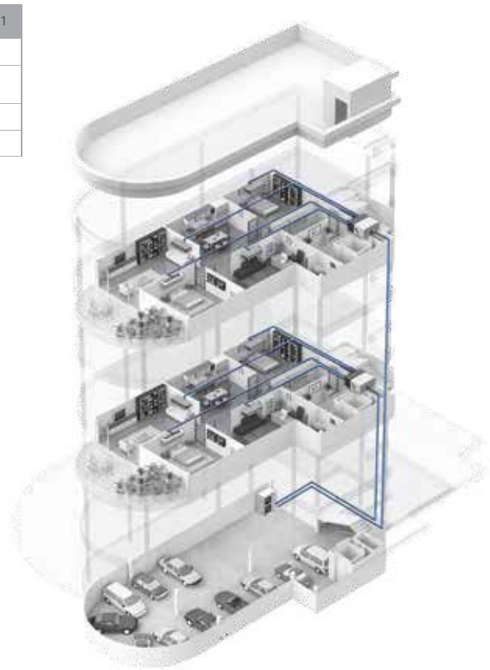

Indoor Capacity Combination



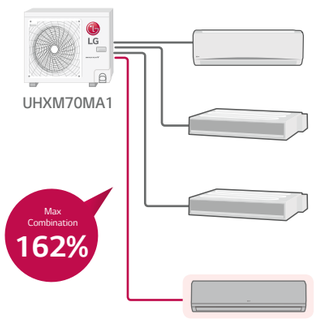

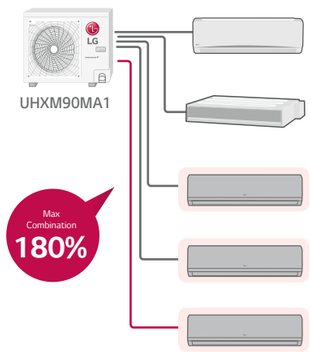

• UHXM110MA1 : 180%

OUTDOOR UNITS

SPECIFICATIONS

UHXM55MA1

MULTI F

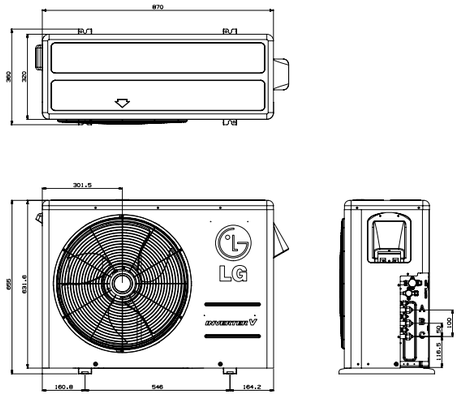

(Unit : mm)

Outdoor Unit				UHXM55MA1
Compressor	Type			Twin Rotary
Capacity *	Cooling	Min/Norm/Max	kW	1.35/5.27/6.33
	Heating	Min/Norm/Max	kW	1.41/6.33/7.27
Power Input *	Cooling	Min/Norm/Max	kW	0.14/1.29/2.08
	Heating	Min/Norm/Max	kW	0.18/1.53/2.64
Running Current	Cooling	Min/Norm/Max	A	0.6/6.0/9.0
	Heating	Min/Norm/Max	A	0.8/7.0/11.5
EER				4.57
COP				4.15
Airflow Rate		Norm	m^3/min	31
			I/S	517
Sound Pressure	Cooling	Norm	dBA	50
	Heating	Norm	dBA	52
Dimensions	WxHxD		mm	870×655×320
Net Weight			kg	45.0
Refrigerant	Type			R410A
	Charge		g	1,700
	Additional Charge		g/m	20
Operation Range (Outdoor)	Cooling	Min~Max	°C DB	-10~48
	Heating	Min~Max	°C WB	-18~18
Power Supply			ø/V/Hz	1/220-240/50
Power Supply Cable			No.xmm²	3C×2.5
Transmission Cable			No.xmm²	4C×0.75
Circuit Breaker			A	20
Piping Length Total			m	50
Piping Length per Branch		Max	m	25
Piping Elevation Difference	IDU-ODU	Max	m	15
	IDU-IDU	Max	m	7.5
Piping Connection	Liquid		mm(inch)×No.	ø 6.35 (1/4)x3
	Gas		mm(inch)×No.	ø 9.52 (3/8)x3

Notes :

1 Capacities are based on the following conditions:
Cooling : - Indoor Temperature 27°C (80.6°F) DB / 19°C (66.2°F) WB
- Outdoor Temperature 35°C (95°F) DB / 24°C (75.2°F) WB
Heating : - Indoor Temperature 20°C (68°F) DB / 15°C (59°F) WB
- Outdoor Temperature 7°C (44.6°F) DB / 6°C (42.8°F) WB
Piping Length - Interconnecting Piping Length 7.5m
- Level Difference of Zero.

2 * : See page "Combination Table".
3 Due to our policy of innovation some specifications may be changed without notification.
4 At least two indoor units should be connected.
5 Minimum combination capacity rate should be more than 40%.

SPECIFICATIONS

UHXM70MA1 / UHXM90MA1

MULTI F

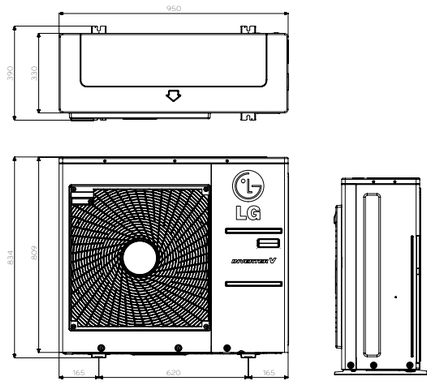

(Unit : mm)

Outdoor Unit				UHXM70MA1	UHXM90MA1
Compressor	Type			Twin Rotary	Twin Rotary
Capacity *	Cooling	Min/Norm/Max	kW	1.32/7.03/8.5	1.32/8.79/10.6
	Heating	Min/Norm/Max	kW	1.45/8.44/9.38	1.47/10.1/12.1
Power Input *	Cooling	Min/Norm/Max	kW	0.44/1.67/2.59	0.44/2.20/3.3
	Heating	Min/Norm/Max	kW	0.5/1.80/2.99	0.5/2.20/3.7
Running Current	Cooling	Min/Norm/Max	A	2.0/7.2/11.1	2.0/9.9/16.2
	Heating	Min/Norm/Max	A	2.2/8.1/12.8	2.2/9.8/16.5
EER				4.59	4.26
COP				4.59	4.58
Airflow Rate		Norm	m^3/min	30	30
			I/S	500	500
Sound Pressure	Cooling	Norm	dBA	51	51
	Heating	Norm	dBA	53	53
Dimensions	WxHxD		mm	950×834×330	950×834×330
Net Weight			kg	64.0	64.0
Refrigerant	Type			R410A	R410A
	Charge		g	3,200	3,200
	Additional Charge		g/m	20	20
Operation Range (Outdoor)	Cooling	Min~Max	°C DB	-10~48	-10~48
	Heating	Min~Max	°C WB	-18~18	-18~18
Power Supply			ø/V/Hz	1/220-240/50	1/220-240/50
Power Supply Cable			No.xmm²	3C×2.5	3C×2.5
Transmission Cable			No.xmm²	4C×0.75	4C×0.75
Circuit Breaker			A	25	25
Piping Length Total			m	70	75
Piping Length per Branch		Max	m	25	25
Piping Elevation Difference	IDU-ODU	Max	m	15	15
	IDU-IDU	Max	m	7.5	7.5
Piping Connection	Liquid		mm(inch)×No.	ø 6.35 (1/4)x4	ø 6.35 (1/4)x5
	Gas		mm(inch)×No.	ø 9.52 (3/8)x4	ø 9.52 (3/8)x5

Notes :

1 Capacities are based on the following conditions:
Cooling : - Indoor Temperature 27°C (80.6°F) DB / 19°C (66.2°F) WB
- Outdoor Temperature 35°C (95°F) DB / 24°C (75.2°F) WB
Heating : - Indoor Temperature 20°C (68°F) DB / 15°C (59°F) WB
- Outdoor Temperature 7°C (44.6°F) DB / 6°C (42.8°F) WB
Piping Length - Interconnecting Piping Length 7.5m
- Level Difference of Zero.

2 * : See page "Combination Table".
3 Due to our policy of innovation some specifications may be changed without notification.
4 At least two indoor units should be connected.
5 Minimum combination capacity rate should be more than 40%.

UHXM110MA1

MULTI F

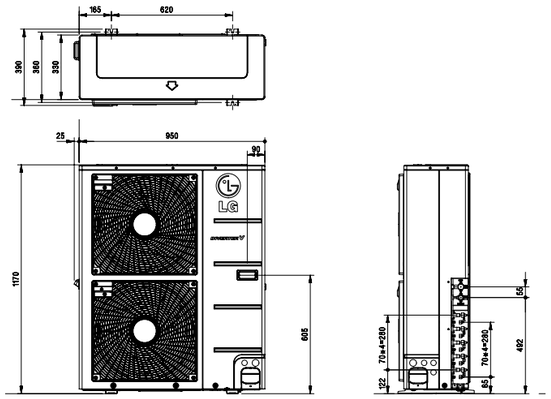

(Unit : mm)

Outdoor Unit				UHXM110MA1
Compressor	Type			Twin Rotary
Capacity *	Cooling	Min/Norm/Max	kW	0.88/11.2/13.55
	Heating	Min/Norm/Max	kW	0.97/12.5/15.0
Power Input *	Cooling	Min/Norm/Max	kW	0.78/2.73/4.15
	Heating	Min/Norm/Max	kW	0.82/2.81/4.45
Running Current	Cooling	Min/Norm/Max	A	3.5/12.1/18.4
	Heating	Min/Norm/Max	A	3.6/12.5/19.7
EER				4.38
COP				4.42
Airflow Rate		Norm	m^3/min	34
			l/S	1,146
Sound Pressure	Cooling	Norm	dBA	53
	Heating	Norm	dBA	55
Dimensions	WxHxD		mm	950×1,170×330
Net Weight			kg	84.0
Refrigerant	Type			R410A
	Charge		g	3,800
	Additional Charge		g/m	20
Operation Range (Outdoor)	Cooling	Min~Max	℃ DB	-10~48
	Heating	Min~Max	℃ WB	-18~18
Power Supply			ø/V/Hz	1/220-240/50
Power Supply Cable			No.xmm²	3C×3.5
Transmission Cable			No.xmm²	4C×0.75
Circuit Breaker			A	30
Piping Length Total			m	85
Piping Length per Branch		Max	m	25
Piping Elevation Difference	IDU-ODU	Max	m	15
	IDU-IDU	Max	m	7.5
Piping Connection	Liquid		mm(inch)×No.	ø 6.35 (1/4)×5
	Gas		mm(inch)×No.	ø 9.52 (3/8)×5

Notes :

1 Capacities are based on the following conditions:
Cooling : - Indoor Temperature 27℃ (80.6℉) DB / 19℃ (66.2℉) WB
- Outdoor Temperature 35℃ (95℉) DB / 24℃ (75.2℉) WB
Heating : - Indoor Temperature 20℃ (68℉) DB / 15℃ (59℉) WB
- Outdoor Temperature 7℃ (44.6℉) DB / 6℃ (42.8℉) WB
Piping Length - Interconnecting Piping Length 7.5m
- Level Difference of Zero.

2 * : See page "Combination Table".
3 Due to our policy of innovation some specifications may be changed without notification.
4 At least two indoor units should be connected.
5 Minimum combination capacity rate should be more than 40%.

Plasmaster Ioniser Plus & Auto Cleaning

The Plasmaster Ioniser generates over 3 million plasma ions which filtrate the air in the indoor environment and inside the air conditioning unit itself. The Auto Cleaning function helps to minimise the formation of mould and bacteria on the heat exchanger.

Filtration and Deodorisation

• Applicable to WH series only.

Auto Cleaning

Auto Cleaning dries the coil helping to minimise bacteria, mould and odours that can otherwise accumulate in an indoor unit.

LG Skew Fan

Tilting the fan blades by 15˚ reduces the air surface pressure on the fan, resulting in reduced peak air noise.

Conventional

When the fan rotates, the stabiliser and the fan blade are parallel (= the contact of lines)

→ Instantaneous pressure charge generates noise.

Skew Fan

When the fan rotates, the stabiliser and the fan blade are not in parallel (= the contact of lines)

→ Instantaneous pressure charge generates noise.

Detachable Bottom Cover

Due to the structure of the unit the detachable bottom cover can be removed for easy installation.

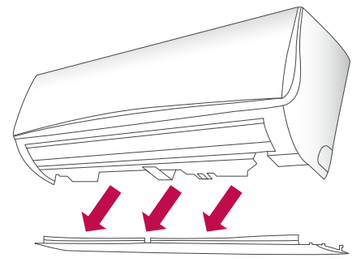

Installation Support Clip

A support clip creates adequate space between the wall and the unit for easier installation.

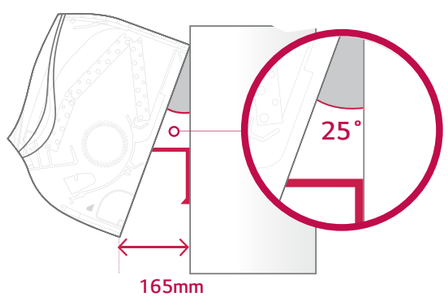

Wider Piping Space

The piping space is up to 45% wider than previous models for easier installation.

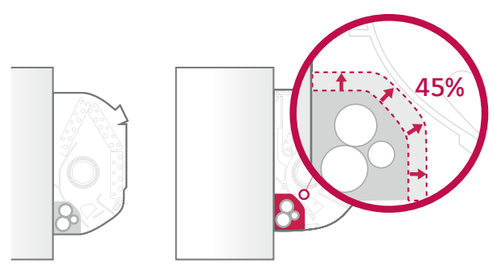

WALL MOUNTED

SPECIFICATIONS

Indoor units

Capacity (kW)	2.1	2.6	3.5	5.3	7.0
Wall Mounted Standard	MS07AH2	MS09AH2	MS12AH2	MS18AH2	MS24AH2

WALL MOUNTED

STANDARD

Model Name			Units	MS07AH2	MS09AH2	MS12AH2	MS18AH2	MS24AH2
Power Supply			V / Ø / Hz	220-240, 1, 50	220-240, 1, 50	220-240, 1, 50	220-240, 1, 50	220-240, 1, 50
Capacity	Cooling		kW	2.1	2.6	3.5	5.3	7.0
	Heating		kW	2.4	3.2	4.0	6.3	7.5
Power Input	Min. / Norm / Max.		W	11 / 17 / 30	11 / 18 / 30	11 / 19 / 30	26 / 39 / 60	27 / 45 / 60
Running Current	Min. / Norm / Max.		A	0.10 / 0.14 / 0.20	0.10 / 0.16 / 0.20	0.10 / 0.17 / 0.20	0.22 / 0.28 / 0.40	0.24 / 0.33 / 0.40
Casing Colour			-	Munsell 7.5BG 10/2 (RAL 9016)	Munsell 7.5BG 10/2 (RAL 9016)	Munsell 7.5BG 10/2 (RAL 9016)	Munsell 7.5BG 10/2 (RAL 9016)	Munsell 7.5BG 10/2 (RAL 9016)
Dimensions	Body	W x H x D	mm	818 x 316 x 189	818 x 316 x 189	818 x 316 x 189	975 x 354 x 209	975 x 354 x 209
	Shipping	W x H x D	mm	892 x 381 x 249	892 x 381 x 249	892 x 381 x 249	1,063 x 420 x 274	1,063 x 420 x 274
Net Weight	Body		kg (lbs)	8.2 (18.1)	8.2 (18.1)	8.2 (18.1)	10.9 (24.0)	11.5 (25.4)
	Shipping		kg (lbs)	10.2 (22.5)	10.2 (22.5)	10.2 (22.5)	13.9 (30.6)	14.5 (32.0)
Heat Exchanger	(Row x Column x Fins) per		-	(2 x 23 x 22) x 1	(2 x 23 x 22) x 1	(2 x 23 x 22) x 1	(2 x 16 x 20) x 1	(2 x 16 x 20) x 1
	Face Area		m^2 (ft^2)	0.20 (2.15)	0.20 (2.15)	0.20 (2.15)	0.24 (2.58)	0.24 (2.58)
Fan	Type		-	Cross Flow Fan	Cross Flow Fan	Cross Flow Fan	Cross Flow Fan	Cross Flow Fan
	Air Flow Rate	H / M / L	m^3 / min	7.2 / 5.8 / 4.6	7.6 / 6.2 / 4.8	8.0 / 6.6 / 5.5	15.8 / 12.4 / 10.0	16.9 / 12.8 / 10.4
		H / M / L	L/s	120 / 97 / 76.7	126 / 103 / 80	133 / 110 / 92	263 / 206 / 166	281 / 213 / 173
Fan Motor	Type		-	BLDC	BLDC	BLDC	BLDC	BLDC
	Output		W x No.	30 x 1	30 x 1	30 x 1	30 x 1	60 x 1
Sound Pressure Level		H / M / L	dB(A)	35 / 31 / 26	36 / 32 / 27	38 / 34 / 29	44 / 38 / 34	46 / 41 / 36
Sound Power Level		Max.	dB(A)	56	56	56	59	65
Piping Connections	Liquid		mm(inch)	Ø 6.35 (1/4)	Ø 6.35 (1/4)	Ø 6.35 (1/4)	Ø 6.35 (1/4)	Ø 6.35 (1/4)
	Gas		mm(inch)	Ø 9.52 (3/8)	Ø 9.52 (3/8)	Ø 9.52 (3/8)	Ø 12.7 (1/2)	Ø 12.7 (1/2)
	Drain	(O.D. / I.D.)	mm	21.5 / 16.0	21.5 / 16.0	21.5 / 16.0	21.5 / 16.0	21.5 / 16.0
Safety Devices			-	Fuse	Fuse	Fuse	Fuse	Fuse
			-	Thermal Protector for Fan Motor	Thermal Protector for Fan Motor	Thermal Protector for Fan Motor	Thermal Protector for Fan Motor	Thermal Protector for Fan Motor
Connective Method			-	Flared	Flared	Flared	Flared	Flared
Power & Communication Cable (Included Earth)			No. x mm^2 (AWG)	4C x 1.0 (18)	4C x 1.0 (18)	4C x 1.0 (18)	4C x 1.0 (18)	4C x 1.0 (18)

Note : 1. Due to our policy of innovation some specifications may be changed without notification.
2. Capacities are in accordance with ASNZS3823.1.2 Heating: - Indoor Temperature 20°C DB / 15°C WB
Cooling: - Indoor Temperature 27°C DB /19°C WB - Outdoor Temperature 7°C DB / 6°C WB
- Outdoor Temperature 35°C DB /24°C WB

CEILING CASSETTE

SPECIFICATIONS

Indoor units

Capacity (kW)	2.6	3.5
1-Way Cassette Type	NHXM30C1A1	NHXM40C1A1

Model Name			Units	NHXM30C1A1	NHXM40C1A1
Power Supply			V / Ø / Hz	220-240, 1, 50	220-240, 1, 50
Power Input			W x No.	20 x 1	20 x 1
Running Current			A	0.2	0.2
Dimensions	Body	W x H x D	mm	860 x 132 x 450	860 x 132 x 450
Net Weight	Body		kg (lbs)	13.5 (29.8)	13.5 (29.8)
Heat Exchanger	(Row x Column x Fins) per		-	(2 x 12 x 18) x 1	(2 x 12 x 18) x 1
	Face Area		m^2 (ft^2)	0.18 (1.90)	0.18 (1.90)
Fan	Type		-	Cross Flow Fan	Cross Flow Fan
	Air Flow Rate	H / M / L	L/s	125 / 122 / 113	135 / 123 / 117
Fan Motor	Type		-	BLDC	BLDC
	Output		W x No.	20 x 1	20 x 1
Sound Pressure Level		H / M / L	dB(A)	36 / 34 / 32	37 / 36 / 33
Piping Connections	Liquid		mm(inch)	Ø 6.35 (1/4)	Ø 6.35 (1/4)
	Gas		mm(inch)	Ø 9.52 (3/8)	Ø 9.52 (3/8)
	Drain	(O.D. / I.D.)	mm	Ø 32.0 / 25.0	Ø 32.0 / 25.0
Safety Devices			-	Fuse	Fuse
			-	Thermal Protector for Fan Motor	Thermal Protector for Fan Motor
Power & Communication Cable (Included Earth)			No. x mm^2 (AWG)	4C x 0.75 (18)	4C x 0.75 (18)
Decoration Panel	Model Name		-	PT-UUC1	PT-UUC1
	Casing Colour		-	Morning Fog	Morning Fog
	Dimensions	W x H x D	mm	1,100 x 34 x 500	1,100 x 34 x 500
	Net Weight		kg (lbs)	4.4 (9.7)	4.4 (9.7)

Note : 1. Due to our policy of innovation some specifications may be changed without notification.
2. Capacities are in accordance with ASNZS3823.1.2 Heating: - Indoor Temperature 20°C DB / 15°C WB
Cooling: - Indoor Temperature 27°C DB /19°C WB - Outdoor Temperature 7°C DB / 6°C WB
- Outdoor Temperature 35°C DB /24°C WB

E.S.P: (External Static Pressure) Control

This feature easily controls volume of the air with a remote controller. The BLDC motor can control fan speed and air volume regardless of the external static pressure. Additional accessories are not required to control air flow.

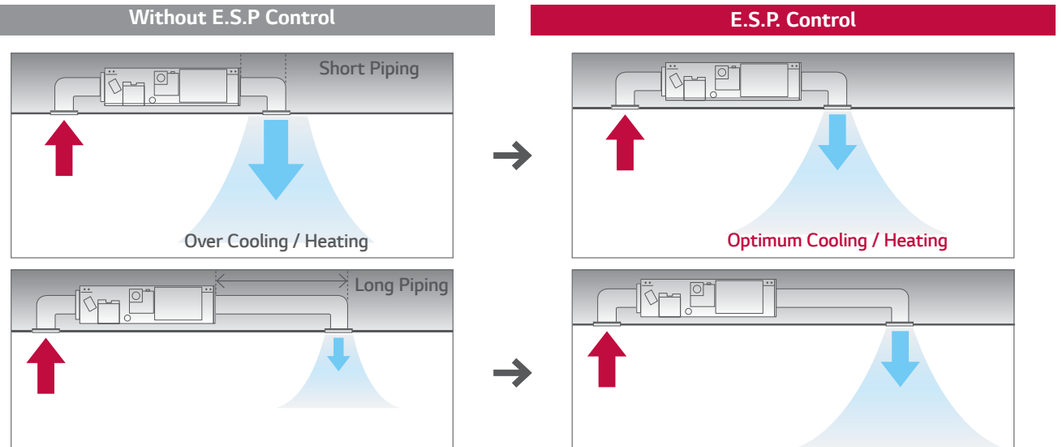

B248WYGMD UBN24R

Easy Service & Maintenance

Users don't need to open whole panel for maintenance, since panel is divided into one for heat exchanger and one for fan/motor. Easily detach and attach the filter even in limited space.

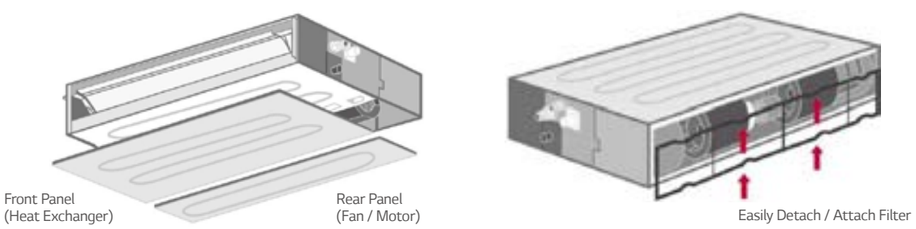

Drain Pump

An auxiliary condensate drain pump is available as an option for all LG ducted indoor units. This is an ideal solution where drain fall is limited or unavailable. This will lift water up to a 700mm height above the drain outlet.

SPECIFICATIONS

Indoor units

Capacity (kW)		2.6	3.5	5.3	7.0
Low Static Duct		NHXM30D3A1	NHXM40D3A1	NHXM50D3A1	NHXM70D3A1

Model Name				Units	NHXM30D3A1	NHXM40D3A1	NHXM50D3A1	NHXM70D3A1
Power Supply				Ø / V / Hz	1 / 220-240 / 50	1 / 220-240 / 50	1 / 220-240 / 50	1 / 220-240 / 50
Power Input				W	50	95	120	150
Running Current				A	0.4	0.8	0.8	1.0
Dimensions	Body		W x H x D	mm	700 x 190 x 700	900 x 190 x 700	900 x 190 x 700	1,100 x 190 x 700
Net Weight	Body			kg (lbs)	17.5 (38.6)	24.0 (50.7)	24.0 (50.7)	27 (59.5)
Heat Exchange	(Row x Column x Fins per inch) x No.			-	(2 x 11 x 14) x 1	(2 x 11 x 18) x 1	(2 x 11 x 18) x 1	(3 x 11 x 18) x 1
	Face Area			m^2 (ft^2)	0.12 (1.32)	0.17 (1.81)	0.17 (1.81)	0.21 (2.31)
Fan	Type			-	Sirocco	Sirocco	Sirocco	Sirocco
	Air Flow Rate	High-static Mode (factory set)	H / M / L	L/s	150 / 117 / 92	167 / 142 / 117	250 / 208 / 166	333 / 266 / 200
			External Static Pressure	Pa (mmAq)	24.5 (2.5)	24.5 (2.5)	24.5 (2.5)	24.5 (2.5)
Fan Motor	Type			-	BLDC	BLDC	BLDC	BLDC
	Output			W x No.	19 x 1	19 x 1 + 5 x 1	19 x 1 + 5 x 1	19 x 2
Sound Pressure Level			H / M / L	dB(A)	30 / 26 / 23	31 / 28 / 27	36 / 34 / 31	39 / 35 / 32
Sound Power Level			Max.	dB(A)	49	52	54	58
Piping Connections	Liquid			mm (inch)	Ø 6.35 (1/4)	Ø 6.35 (1/4)	Ø 6.35 (1/4)	Ø 6.35 (1/4)
	Gas			mm (inch)	Ø 9.52 (3/8)	Ø 9.52 (3/8)	Ø 12.7 (1/2)	Ø 12.7 (1/2)
	Drain (O.D. / I.D.)			mm	Ø 32 / 25	Ø 32 / 25	Ø 32 / 25	Ø 32 / 25
Safety Devices				-	Fuse	Fuse	Fuse	Fuse
Power and Communication Cable (Included Earth)				No. x mm^2 (AWG)	4C x 0.75 (18)	4C x 0.75 (18)	4C x 0.75 (18)	4C x 0.75 (18)

Note : 1. Due to our policy of innovation some specifications may be changed without notification.
2. Capacities are in accordance with ASNZS3823.1.2 Heating: - Indoor Temperature 20°C DB / 15°C WB
Cooling: - Indoor Temperature 27°C DB /19°C WB - Outdoor Temperature 7°C DB / 6°C WB
- Outdoor Temperature 35°C DB /24°C WB

Multiple Combinations

4 Outdoor Units **16** Indoor Units

* Across Multi F range.

COMBINATION TABLE

UHXM55MA1

Operation	Combination (kW)				Cooling								
					Each Capacity (kW)			Total Capacity (kW)			Total Input (W)		
	UINT-A	UINT-B	UINT-C	Total	UINT-A	UINT-B	UINT-C	Min	Rated	Max	Min	Rated	Max
1Unit	7	-	-	7	2.1	-	-	1.3	2.1	2.5	196	502	809
	9	-	-	9	2.6	-	-	1.6	2.6	3.2	252	645	1,040
	12	-	-	12	3.5	-	-	2.1	3.5	4.2	336	860	1,387
	18	-	-	18	5.3	-	-	3.2	5.3	6.3	504	1,290	2,080
2Unit	7	7	-	14	2.1	2.1	-	2.5	4.1	4.9	392	1,003	1,618
	7	9	-	16	2.1	2.6	-	2.8	4.7	5.6	448	1,147	1,849
	9	9	-	18	2.6	2.6	-	3.2	5.3	6.3	504	1,290	2,080
	7	12	-	19	1.9	3.3	-	3.2	5.3	6.3	504	1,290	2,080
	9	12	-	21	2.3	3.0	-	3.2	5.3	6.3	504	1,290	2,080
	12	12	-	24	2.6	2.6	-	3.2	5.3	6.3	504	1,290	2,080
	7	18	-	25	1.5	3.8	-	3.2	5.3	6.3	504	1,290	2,080
	9	18	-	27	1.8	3.5	-	3.2	5.3	6.3	504	1,290	2,080
	12	18	-	30	2.1	3.2	-	3.2	5.3	6.3	504	1,290	2,080
3Unit	7	7	7	21	1.8	1.8	1.8	3.2	5.3	6.3	504	1,290	2,080
	7	7	9	23	1.6	1.6	2.1	3.2	5.3	6.3	504	1,290	2,080
	7	9	9	25	1.5	1.9	1.9	3.2	5.3	6.3	504	1,290	2,080
	7	7	12	26	1.4	1.4	2.4	3.2	5.3	6.3	504	1,290	2,080
	9	9	9	27	1.8	1.8	1.8	3.2	5.3	6.3	504	1,290	2,080
	7	9	12	28	1.3	1.7	2.3	3.2	5.3	6.3	504	1,290	2,080
	9	9	12	30	1.6	1.6	2.1	3.2	5.3	6.3	504	1,290	2,080

Note :
1. Cooling Capacity is based on : indoor temp.27°CDB, 19°CWB ; outdoor temp. 35°CDB
2. Heating Capacity is based on : indoor temp.20°CDB ; outdoor temp. 7°CDB, 6°CWB
3. The total ability of connected a indoor unit is up to 8.78kW
4. At least two indoor units should be connected.

Operation	Combination (kW)				Heating								
					Each Capacity (kW)			Total Capacity (kW)			Total Input (W)		
	UINT-A	UINT-B	UINT-C	Total	UINT-A	UINT-B	UINT-C	Min	Rated	Max	Min	Rated	Max
1Unit	7	-	-	7	2.5	-	-	1.4	2.5	2.8	196	502	809
	9	-	-	9	3.2	-	-	1.9	3.2	3.6	252	645	1,040
	12	-	-	12	4.2	-	-	2.5	4.2	4.9	336	860	1,387
	18	-	-	18	6.3	-	-	3.8	6.3	7.3	504	1,290	2,080
2Unit	7	7	-	14	2.5	2.5	-	3.0	4.9	5.7	392	1,003	1,618
	7	9	-	16	2.5	3.2	-	3.4	5.6	6.5	448	1,147	1,849
	9	9	-	18	3.2	3.2	-	3.8	6.3	7.3	504	1,290	2,080
	7	12	-	19	2.3	4.0	-	3.8	6.3	7.3	598	1,530	2,467
	9	12	-	21	3.2	4.2	-	4.4	7.4	8.5	598	1,530	2,467
	12	12	-	24	3.2	3.2	-	3.8	6.3	7.3	598	1,530	2,467
	7	18	-	25	1.8	4.6	-	3.8	6.3	7.3	598	1,530	2,467
	9	18	-	27	2.1	4.2	-	3.8	6.3	7.3	598	1,530	2,467
	12	18	-	30	2.5	3.8	-	3.8	6.3	7.3	598	1,530	2,467
3Unit	7	7	7	21	2.1	2.1	2.1	3.8	6.3	7.3	598	1,530	2,467
	7	7	9	23	1.9	1.9	2.5	3.8	6.3	7.3	598	1,530	2,467
	7	9	9	25	1.8	2.3	2.3	3.8	6.3	7.3	598	1,530	2,467
	7	7	12	26	1.7	1.7	2.9	3.8	6.3	7.3	598	1,530	2,467
	9	9	9	27	2.1	2.1	2.1	3.8	6.3	7.3	598	1,530	2,467
	7	9	12	28	1.6	2.0	2.7	3.8	6.3	7.3	598	1,530	2,467
	9	9	12	30	1.9	1.9	2.5	3.8	6.3	7.3	598	1,530	2,640

Note :
1. Cooling Capacity is based on : indoor temp.27°CDB, 19°CWB ; outdoor temp. 35°CDB
2. Heating Capacity is based on : indoor temp.20°CDB ; outdoor temp. 7°CDB, 6°CWB
3. The total ability of connected a indoor unit is up to 8.78kW
4. At least two indoor units should be connected.

UHXM70MA1

Operation	Combination (kW)					Cooling										
						Each Capacity (kW)				Total Capacity (kW)			Total Input (W)		
	UNIT-A	UNIT-B	UNIT-C	UNIT-D	Total	UNIT-A	UNIT-B	UNIT-C	UNIT-D	Min	Rated	Max	Min	Rated	Max
1Unit	7	-	-	-	7	2.1	-	-	-	1.8	2.1	2.3	444	740	1,029
	9	-	-	-	9	2.6	-	-	-	1.8	2.6	2.9	540	900	1,167
	12	-	-	-	12	3.5	-	-	-	2.1	3.5	3.9	660	1,100	1,294
	18	-	-	-	18	5.3	-	-	-	3.2	5.3	5.8	1,020	1,700	2,225
	24	-	-	-	24	7.0	-	-	-	4.2	7.0	7.5	1,470	2,450	3,088
2Unit	7	7	-	-	14	2.1	2.1	-	-	2.5	4.1	4.5	492	820	980
	7	9	-	-	16	2.1	2.6	-	-	2.8	4.7	5.2	636	1,060	1,294
	9	9	-	-	18	2.6	2.6	-	-	3.2	5.3	5.8	810	1,350	1,676
	7	12	-	-	19	2.1	3.5	-	-	3.3	5.6	6.1	924	1,540	1,843
	9	12	-	-	21	2.6	3.5	-	-	3.7	6.2	6.8	1,128	1,880	2,441
	12	12	-	-	24	3.4	3.4	-	-	4.0	6.7	7.5	1,374	2,290	2,854
	7	18	-	-	25	2.0	5.1	-	-	4.2	7.0	7.8	1,410	2,350	3,147
	9	18	-	-	27	2.3	4.7	-	-	4.2	7.0	8.1	1,410	2,350	3,147
	12	18	-	-	30	2.8	4.2	-	-	4.2	7.0	8.4	1,410	2,350	3,147
	7	24	-	-	31	1.6	5.4	-	-	4.2	7.0	8.5	1,410	2,350	3,147
	9	24	-	-	33	1.9	5.1	-	-	4.2	7.0	8.5	1,410	2,350	3,147
	18	18	-	-	36	3.5	3.5	-	-	4.2	7.0	8.5	1,410	2,350	3,147
	12	24	-	-	36	2.3	4.7	-	-	4.2	7.0	8.5	1,410	2,350	3,147
3Unit	7	7	7	-	21	2.1	2.1	2.1	-	3.7	6.2	7.4	738	1,230	1,588
	7	7	9	-	23	2.1	2.6	2.6	-	4.0	6.7	8.1	912	1,520	1,814
	7	9	9	-	25	2.0	2.5	2.5	-	4.2	7.0	8.4	990	1,650	1,971
	7	7	12	-	26	1.9	1.9	3.2	-	4.2	7.0	8.4	990	1,650	1,971
	9	9	9	-	27	2.3	2.3	2.3	-	4.2	7.0	8.4	990	1,650	1,971
	7	9	12	-	28	1.8	2.3	3.0	-	4.2	7.0	8.4	990	1,650	1,971
	9	9	12	-	30	2.1	2.1	2.8	-	4.2	7.0	8.4	990	1,650	1,971
	7	12	12	-	31	1.6	2.7	2.7	-	4.2	7.0	8.4	990	1,650	1,971
	7	7	18	-	32	1.5	1.5	4.0	-	4.2	7.0	8.4	990	1,650	1,971
	9	12	12	-	33	1.9	2.6	2.6	-	4.2	7.0	8.4	990	1,650	1,971
	7	9	18	-	34	1.4	1.9	3.7	-	4.2	7.0	8.4	990	1,650	1,971
	12	12	12	-	36	2.3	2.3	2.3	-	4.2	7.0	8.4	990	1,650	1,971
	9	9	18	-	36	1.8	1.8	3.5	-	4.2	7.0	8.4	990	1,650	1,971
	7	12	18	-	37	1.3	2.3	3.4	-	4.2	7.0	8.4	990	1,650	1,971
	7	7	24	-	38	1.3	1.3	4.4	-	4.2	7.0	8.4	990	1,650	1,971
	9	12	18	-	39	1.6	2.2	3.2	-	4.2	7.0	8.4	990	1,650	1,971
4Unit	7	7	7	7	28	1.8	1.8	1.8	1.8	4.2	7.0	8.4	990	1,670	2,510
	7	7	7	9	30	1.6	1.6	1.6	2.1	4.2	7.0	8.5	990	1,670	2,590
	7	7	9	9	32	1.5	1.5	2.0	2.0	4.2	7.0	8.5	990	1,670	2,590
	7	7	7	12	33	1.5	1.5	1.5	2.6	4.2	7.0	8.5	990	1,670	2,590
	7	9	9	9	34	1.4	1.9	1.9	1.9	4.2	7.0	8.5	990	1,670	2,590
	7	7	9	12	35	1.4	1.4	1.8	2.4	4.2	7.0	8.5	990	1,670	2,590
	9	9	9	9	36	1.8	1.8	1.8	1.8	4.2	7.0	8.5	990	1,670	2,590
	7	9	9	12	37	1.3	1.7	1.7	2.3	4.2	7.0	8.5	990	1,670	2,590
	7	7	12	12	38	1.3	1.3	2.2	2.2	4.2	7.0	8.5	990	1,670	2,590
	9	9	9	12	39	1.6	1.6	1.6	2.2	4.2	7.0	8.5	990	1,670	2,590
	7	7	7	18	39	1.3	1.3	1.3	3.2	4.2	7.0	8.5	990	1,670	2,590

Note :
1. Cooling Capacity is based on : indoor temp.27°CDB, 19°CWB ; outdoor temp. 35°CDB
2. Heating Capacity is based on : indoor temp.20°CDB ; outdoor temp. 7°CDB, 6°CWB
3. The total ability of connected a indoor unit is up to 11.42kW
4. At least two indoor units should be connected.

COMBINATION TABLE

Operation	Combination (kW)					Heating									
						Each Capacity (kW)					Total Capacity (kW)			Total Input (W)	
	UNIT-A	UNIT-B	UNIT-C	UNIT-D	Total	UNIT-A	UNIT-B	UNIT-C	UNIT-D	Min	Rated	Max	Min	Rated	Max
1Unit	7	-	-	-	7	2.3	-	-	-	2.2	2.3	2.6	510	850	1,294
	9	-	-	-	9	2.9	-	-	-	2.2	2.9	3.2	534	890	1,471
	12	-	-	-	12	3.9	-	-	-	2.3	3.9	4.2	582	970	1,676
	18	-	-	-	18	5.8	-	-	-	3.5	5.8	6.4	1,152	1,920	2,157
	24	-	-	-	24	7.4	-	-	-	4.5	7.4	7.8	1,416	2,360	3,431
2Unit	7	7	-	-	14	2.5	2.5	-	-	3.0	4.9	5.4	762	1,270	2,507
	7	9	-	-	16	2.5	3.2	-	-	3.4	5.6	6.2	834	1,390	2,167
	9	9	-	-	18	3.2	3.2	-	-	3.8	6.3	6.9	1,104	1,840	2,931
	7	12	-	-	19	2.5	4.2	-	-	4.0	6.7	7.3	1,206	2,010	3,039
	9	12	-	-	21	3.2	4.2	-	-	4.4	7.4	8.1	1,356	2,260	3,225
	12	12	-	-	24	3.9	3.9	-	-	4.6	7.7	8.5	1,608	2,680	3,412
	7	18	-	-	25	2.3	5.9	-	-	4.9	8.1	8.8	1,608	2,680	3,412
	9	18	-	-	27	2.8	5.6	-	-	5.1	8.4	9.2	1,608	2,680	3,412
	12	18	-	-	30	3.4	5.1	-	-	5.1	8.4	9.4	1,608	2,680	3,412
	7	24	-	-	31	1.9	6.5	-	-	5.1	8.4	9.4	1,608	2,680	3,412
	9	24	-	-	33	2.3	6.1	-	-	5.1	8.4	9.4	1,608	2,680	3,412
	18	18	-	-	36	4.2	4.2	-	-	5.1	8.4	9.4	1,608	2,680	3,412
	12	24	-	-	36	2.8	5.6	-	-	5.1	8.4	9.4	1,608	2,680	3,412
3Unit	7	7	7	-	21	2.5	2.5	2.5	-	4.4	7.4	8.1	1,026	1,710	2,873
	7	7	9	-	23	2.5	2.5	3.2	-	4.9	8.1	8.8	1,122	1,870	3,275
	7	9	9	-	25	2.4	3.0	3.0	-	5.1	8.4	8.8	1,188	1,980	3,647
	7	7	12	-	26	2.3	2.3	3.9	-	5.1	8.4	9.2	1,188	1,980	3,647
	9	9	9	-	27	2.8	2.8	2.8	-	5.1	8.4	9.2	1,188	1,980	3,647
	7	9	12	-	28	2.1	2.7	3.6	-	5.1	8.4	9.4	1,188	1,980	3,647
	9	9	12	-	30	2.5	2.5	3.4	-	5.1	8.4	9.4	1,188	1,980	3,647
	7	12	12	-	31	1.9	3.3	3.3	-	5.1	8.4	9.4	1,188	1,980	3,647
	7	7	18	-	32	1.8	1.8	4.7	-	5.1	8.4	9.4	1,188	1,980	3,647
	9	12	12	-	33	2.3	3.1	3.1	-	5.1	8.4	9.4	1,188	1,980	3,647
	7	9	18	-	34	1.7	2.2	4.5	-	5.1	8.4	9.4	1,188	1,980	3,647
	12	12	12	-	36	2.8	2.8	2.8	-	5.1	8.4	9.4	1,188	1,980	3,647
	9	9	18	-	36	2.1	2.1	4.2	-	5.1	8.4	9.4	1,188	1,980	3,647
	7	12	18	-	37	1.6	2.7	4.1	-	5.1	8.4	9.4	1,188	1,980	3,647
	7	7	24	-	38	1.6	1.6	5.3	-	5.1	8.4	9.4	1,188	1,980	3,647
	9	12	18	-	39	1.9	2.6	3.9	-	5.1	8.4	9.4	1,188	1,980	3,647
4Unit	7	7	7	7	28	2.1	2.1	2.1	2.1	5.1	8.4	9.2	1,110	1,800	2,910
	7	7	7	9	30	2.0	2.0	2.0	2.5	5.1	8.4	9.4	1,110	1,800	2,990
	7	7	9	9	32	1.8	1.8	2.4	2.4	5.1	8.4	9.4	1,110	1,800	2,990
	7	7	7	12	33	1.8	1.8	1.8	3.1	5.1	8.4	9.4	1,110	1,800	2,990
	7	9	9	9	34	1.7	2.2	2.2	2.2	5.1	8.4	9.4	1,110	1,800	2,990
	7	7	9	12	35	1.7	1.7	2.2	2.9	5.1	8.4	9.4	1,110	1,800	2,990
	9	9	9	9	36	2.1	2.1	2.1	2.1	5.1	8.4	9.4	1,110	1,800	2,990
	7	9	9	12	37	1.6	2.1	2.1	2.7	5.1	8.4	9.4	1,110	1,800	2,990
	7	7	12	12	38	1.6	1.6	2.7	2.7	5.1	8.4	9.4	1,110	1,800	2,990
	9	9	9	12	39	1.9	1.9	1.9	2.6	5.1	8.4	9.4	1,110	1,800	2,990
	7	7	7	18	39	1.5	1.5	1.5	3.9	5.1	8.4	9.4	1,110	1,800	2,990

Note :
1. Cooling Capacity is based on : indoor temp.27°CDB, 19°CWB ; outdoor temp. 35°CDB
2. Heating Capacity is based on : indoor temp.20°CDB ; outdoor temp. 7°CDB, 6°CWB
3. The total ability of connected a indoor unit is up to 11.42kW
4. At least two indoor units should be connected.

UHXM90MA1

Operation	Combination (kW)						Cooling											
							Each Capacity (kW)						Total Capacity (kW)			Total Input (W)		
	UNIT-A	UNIT-B	UNIT-C	UNIT-D	UNIT-E	Total	UNIT-A	UNIT-B	UNIT-C	UNIT-D	UNIT-E	Min	Rated	Max	Min	Rated	Max
1Unit	7	-	-	-	-	7	2.1	-	-	-	-	1.9	2.1	2.3	444	740	1,029
	9	-	-	-	-	9	2.6	-	-	-	-	1.9	2.6	2.9	540	900	1,167
	12	-	-	-	-	12	3.5	-	-	-	-	2.1	3.5	3.9	660	1,100	1,294
	18	-	-	-	-	18	5.3	-	-	-	-	3.2	5.3	5.8	1,020	1,700	2,225
	24	-	-	-	-	24	7.0	-	-	-	-	4.2	7.1	7.5	1,470	2,450	3,088
2Unit	7	7	-	-	-	14	2.1	2.1	-	-	-	2.5	4.1	4.7	492	820	980
	7	9	-	-	-	16	2.1	2.6	-	-	-	2.8	4.7	5.4	636	1,060	1,294
	9	9	-	-	-	18	2.6	2.6	-	-	-	3.2	5.3	6.1	810	1,350	1,676
	7	12	-	-	-	19	2.1	3.5	-	-	-	3.4	5.6	6.1	924	1,540	1,843
	9	12	-	-	-	21	2.6	3.5	-	-	-	3.7	6.2	6.8	1,128	1,880	2,441
	12	12	-	-	-	24	3.5	3.5	-	-	-	4.2	7.1	7.8	1,410	2,350	3,147
	7	18	-	-	-	25	2.1	5.3	-	-	-	4.4	7.4	8.5	1,542	2,570	3,304
	9	18	-	-	-	27	2.6	5.3	-	-	-	4.8	7.9	9.1	1,770	2,950	3,586
	12	18	-	-	-	30	3.5	5.3	-	-	-	5.3	8.8	9.7	1,950	3,250	3,667
	7	24	-	-	-	31	2.0	6.8	-	-	-	5.3	8.8	9.7	1,950	3,250	3,667
	9	24	-	-	-	33	2.4	6.4	-	-	-	5.3	8.8	9.7	1,950	3,250	3,667
	18	18	-	-	-	36	4.4	4.4	-	-	-	5.3	8.8	10.1	1,950	3,250	3,667
	12	24	-	-	-	36	2.9	5.9	-	-	-	5.3	8.8	9.7	1,950	3,250	3,667
	18	24	-	-	-	42	3.8	5.0	-	-	-	5.3	8.8	9.7	1,950	3,250	3,667
	24	24	-	-	-	48	4.4	4.4	-	-	-	5.3	8.8	9.7	1,950	3,250	3,667
3Unit	7	7	7	-	-	21	2.1	2.1	2.1	-	-	3.7	6.2	7.1	738	1,230	1,588
	7	7	9	-	-	23	2.1	2.1	2.6	-	-	4.1	6.8	7.8	912	1,520	1,814
	7	9	9	-	-	25	2.1	2.6	2.6	-	-	4.4	7.4	8.5	1,080	1,800	2,167
	7	7	12	-	-	26	2.1	2.1	3.5	-	-	4.6	7.6	8.8	1,176	1,960	2,529
	9	9	9	-	-	27	2.6	2.6	2.6	-	-	4.8	7.9	9.1	1,248	2,080	2,647
	7	9	12	-	-	28	2.1	2.6	3.5	-	-	4.9	8.2	9.5	1,338	2,230	2,794
	9	9	12	-	-	30	2.6	2.6	3.5	-	-	5.3	8.8	9.9	1,584	2,640	3,206
	7	12	12	-	-	31	2.0	3.4	3.4	-	-	5.3	8.8	9.9	1,584	2,640	3,206
	7	7	18	-	-	32	1.9	1.9	4.9	-	-	5.3	8.8	10.1	1,584	2,640	3,206
	9	12	12	-	-	33	2.4	3.2	3.2	-	-	5.3	8.8	9.9	1,584	2,640	3,206
	7	9	18	-	-	34	1.8	2.3	4.7	-	-	5.3	8.8	10.1	1,584	2,640	3,206
	12	12	12	-	-	36	2.9	2.9	2.9	-	-	5.3	8.8	9.9	1,584	2,640	3,206
	9	9	18	-	-	36	2.2	2.2	4.4	-	-	5.3	8.8	9.9	1,584	2,640	3,206
	7	12	18	-	-	37	1.7	2.9	4.3	-	-	5.3	8.8	9.9	1,584	2,640	3,206
	7	7	24	-	-	38	1.6	1.6	5.6	-	-	5.3	8.8	9.9	1,584	2,640	3,206
	9	12	18	-	-	39	2.0	2.7	4.1	-	-	5.3	8.8	9.9	1,584	2,640	3,206
	7	9	24	-	-	40	1.5	2.0	5.3	-	-	5.3	8.8	9.9	1,584	2,640	3,206
	12	12	18	-	-	42	2.5	2.5	3.8	-	-	5.3	8.8	9.9	1,584	2,640	3,206
	9	9	24	-	-	42	1.9	1.9	5.0	-	-	5.3	8.8	9.9	1,584	2,640	3,206
	7	18	18	-	-	43	1.4	3.7	3.7	-	-	5.3	8.8	9.9	1,584	2,640	3,206
	7	12	24	-	-	43	1.4	2.5	4.9	-	-	5.3	8.8	9.9	1,584	2,640	3,206
	9	18	18	-	-	45	1.8	3.5	3.5	-	-	5.3	8.8	9.9	1,584	2,640	3,206
	9	12	24	-	-	45	1.8	2.3	4.7	-	-	5.3	8.8	9.9	1,584	2,640	3,206
	12	18	18	-	-	48	2.2	3.3	3.3	-	-	5.3	8.8	9.9	1,584	2,640	3,206
	12	12	24	-	-	48	2.2	2.2	4.4	-	-	5.3	8.8	9.9	1,584	2,640	3,206
	7	18	24	-	-	49	1.3	3.2	4.3	-	-	5.3	8.8	9.9	1,584	2,640	3,206
	9	18	24	-	-	51	1.6	3.1	4.1	-	-	5.3	8.8	9.9	1,584	2,640	3,206
	12	18	24	-	-	54	2.0	2.9	3.9	-	-	5.3	8.8	9.9	1,584	2,640	3,206
	18	18	18	-	-	54	2.9	2.9	2.9	-	-	5.3	8.8	9.9	1,584	2,640	3,206
4Unit	7	7	7	7	-	28	2.1	2.1	2.1	2.1	-	4.9	8.2	9.9	1,224	2,040	3,137
	7	7	7	9	-	30	2.1	2.1	2.1	2.6	-	5.3	8.8	10.6	1,350	2,250	3,422
	7	7	9	9	-	32	1.9	1.9	2.5	2.5	-	5.3	8.8	10.6	1,350	2,250	3,422
	7	9	9	9	-	34	1.8	2.3	2.3	2.3	-	5.3	8.8	10.6	1,350	2,250	3,422
	7	7	9	12	-	35	1.8	1.8	2.3	3.0	-	5.3	8.8	10.6	1,350	2,250	3,422
	9	9	9	9	-	36	2.2	2.2	2.2	2.2	-	5.3	8.8	10.6	1,350	2,250	3,422
	7	9	9	12	-	37	1.7	2.1	2.1	2.9	-	5.3	8.8	10.6	1,350	2,250	3,422
	7	7	12	12	-	38	1.6	1.6	2.8	2.8	-	5.3	8.8	10.1	1,350	2,250	3,422
	9	9	9	12	-	39	2.0	2.0	2.0	2.7	-	5.3	8.8	10.6	1,350	2,250	3,422
	7	7	7	18	-	39	1.6	1.6	1.6	4.1	-	5.3	8.8	10.6	1,350	2,250	3,422
	7	9	12	12	-	40	1.5	2.0	2.6	2.6	-	5.3	8.8	10.1	1,350	2,250	3,422
	7	7	9	18	-	41	1.5	1.5	1.9	3.9	-	5.3	8.8	10.6	1,350	2,250	3,422
	9	9	12	12	-	42	1.9	1.9	2.5	2.5	-	5.3	8.8	10.6	1,350	2,250	3,422
	7	12	12	12	-	43	1.4	2.5	2.5	2.5	-	5.3	8.8	10.1	1,350	2,250	3,422
	7	9	9	18	-	43	1.4	1.8	1.8	3.7	-	5.3	8.8	10.6	1,350	2,250	3,422
	7	7	12	18	-	44	1.4	1.4	2.4	3.6	-	5.3	8.8	10.6	1,350	2,250	3,422
	9	12	12	12	-	45	1.8	2.3	2.3	2.3	-	5.3	8.8	10.1	1,350	2,250	3,422
	9	9	9	18	-	45	1.8	1.8	1.8	3.5	-	5.3	8.8	10.6	1,350	2,250	3,422
	7	9	12	18	-	46	1.3	1.7	2.3	3.4	-	5.3	8.8	10.6	1,350	2,250	3,422
	7	7	9	24	-	47	1.3	1.3	1.7	4.5	-	5.3	8.8	10.1	1,350	2,250	3,422
	12	12	12	12	-	48	2.2	2.2	2.2	2.2	-	5.3	8.8	10.6	1,350	2,250	3,422
	9	9	12	18	-	48	1.6	1.6	2.2	3.3	-	5.3	8.8	10.6	1,350	2,250	3,422
	7	12	12	18	-	49	1.3	2.2	2.2	3.2	-	5.3	8.8	10.1	1,350	2,250	3,422
	7	9	9	24	-	49	1.3	1.6	1.6	4.3	-	5.3	8.8	10.6	1,350	2,250	3,422
	7	7	12	24	-	50	1.2	1.2	2.1	4.2	-	5.3	8.8	10.6	1,350	2,250	3,422
	9	12	12	18	-	50	1.2	1.2	3.2	3.2	-	5.3	8.8	10.1	1,350	2,250	3,422
	9	9	9	24	-	51	1.6	1.6	1.6	4.1	-	5.3	8.8	10.6	1,350	2,250	3,422
	7	9	12	24	-	52	1.2	1.5	2.0	3.9	-	5.3	8.8	10.6	1,350	2,250	3,422
	9	9	12	24	-	52	1.5	1.5	2.9	3.9	-	5.3	8.8	10.1	1,350	2,250	3,422
	9	9	18	18	-	54	1.5	1.5	2.9	2.9	-	5.3	8.8	10.6	1,350	2,250	3,422
	12	12	12	18	-	54	2.0	2.0	2.0	2.9	-	5.3	8.8	10.6	1,350	2,250	3,422

Note :
1. Cooling Capacity is based on : indoor temp.27°CDB, 19°CWB ; outdoor temp. 35°CDB / 2. Heating Capacity is based on : indoor temp.20°CDB ; outdoor temp. 7°CDB, 6°CWB 3. The total ability of connected a indoor unit is up to 14kW / 4. At least two indoor units should be connected.

COMBINATION TABLE

UHXM90MA1

Operation	Combination (kW)						Cooling										
							Each Capacity (kW)					Total Capacity (kW)			Total Input (W)		
	UNIT-A	UNIT-B	UNIT-C	UNIT-D	UNIT-E	Total	UNIT-A	UNIT-B	UNIT-C	UNIT-D	UNIT-E	Min	Rated	Max	Min	Rated	Max
5Unit	7	7	7	7	7	35	1.8	1.8	1.8	1.8	1.8	5.3	8.8	10.6	1,280	2,200	3,380
	7	7	7	7	9	37	1.7	1.7	1.7	1.7	2.1	5.3	8.8	10.6	1,280	2,200	3,380
	7	7	7	9	9	39	1.6	1.6	1.6	2.0	2.0	5.3	8.8	10.6	1,280	2,200	3,380
	7	7	7	7	12	40	1.5	1.5	1.5	1.5	2.6	5.3	8.8	10.6	1,280	2,200	3,380
	7	7	9	9	9	41	1.5	1.5	1.9	1.9	1.9	5.3	8.8	10.6	1,280	2,200	3,380
	7	7	7	9	12	42	1.5	1.5	1.5	1.9	2.5	5.3	8.8	10.6	1,280	2,200	3,380
	7	9	9	9	9	43	1.4	1.8	1.8	1.8	1.8	5.3	8.8	10.6	1,280	2,200	3,380
	7	7	9	9	12	44	1.4	1.4	1.8	1.8	2.4	5.3	8.8	10.6	1,280	2,200	3,380
	9	9	9	9	9	45	1.8	1.8	1.8	1.8	1.8	5.3	8.8	10.6	1,280	2,200	3,380
	7	7	7	7	18	46	1.3	1.3	1.3	1.3	3.4	5.3	8.8	10.6	1,280	2,200	3,380
	7	9	9	9	12	46	1.3	1.7	1.7	1.7	2.3	5.3	8.8	10.6	1,280	2,200	3,380
	7	7	9	12	12	47	1.3	1.3	1.7	2.2	2.2	5.3	8.8	10.6	1,280	2,200	3,380
	9	9	9	9	12	48	1.6	1.6	1.6	1.6	2.2	5.3	8.8	10.6	1,280	2,200	3,380
	7	7	7	9	18	48	1.3	1.3	1.3	1.6	3.3	5.3	8.8	10.6	1,280	2,200	3,380
	7	9	9	12	12	49	1.3	1.6	1.6	2.2	2.2	5.3	8.8	10.6	1,280	2,200	3,380
	7	7	12	12	12	50	1.2	1.2	2.1	2.1	2.1	5.3	8.8	10.6	1,280	2,200	3,380
	7	7	9	9	18	50	1.2	1.2	1.6	1.6	3.2	5.3	8.8	10.6	1,280	2,200	3,380
	9	9	9	12	12	51	1.6	1.6	1.6	2.1	2.1	5.3	8.8	10.6	1,280	2,200	3,380
	7	7	7	12	18	51	1.2	1.2	1.2	2.1	3.1	5.3	8.8	10.6	1,280	2,200	3,380
	7	9	12	12	12	52	1.2	1.5	2.0	2.0	2.0	5.3	8.8	10.6	1,280	2,200	3,380
	7	9	9	9	18	52	1.3	1.5	1.5	1.5	3.0	5.3	8.8	10.6	1,280	2,200	3,380
	7	7	7	7	24	52	1.2	1.2	1.2	1.2	4.1	5.3	8.8	10.6	1,280	2,200	3,380
	7	7	9	12	18	53	1.2	1.2	1.5	2.0	3.0	5.3	8.8	10.6	1,280	2,200	3,380
	7	7	7	9	24	54	1.1	1.1	1.1	1.5	3.9	5.3	8.8	10.6	1,280	2,200	3,380
	9	9	9	9	18	54	1.5	1.5	1.5	1.5	2.9	5.3	8.8	10.6	1,280	2,200	3,380
	9	9	12	12	12	54	1.5	1.5	2.0	2.0	2.0	5.3	8.8	10.6	1,280	2,200	3,380

Operation	Combination (kW)						Heating										
							Each Capacity (kW)					Total Capacity (kW)			Total Input (W)		
	UNIT-A	UNIT-B	UNIT-C	UNIT-D	UNIT-E	Total	UNIT-A	UNIT-B	UNIT-C	UNIT-D	UNIT-E	Min	Rated	Max	Min	Rated	Max
1Unit	7	-	-	-	-	7	2.3	-	-	-	-	2.2	2.3	2.6	510	850	1,294
	9	-	-	-	-	9	2.9	-	-	-	-	2.2	2.9	3.2	534	890	1,471
	12	-	-	-	-	12	3.9	-	-	-	-	2.3	3.9	4.3	582	970	1,676
	18	-	-	-	-	18	5.8	-	-	-	-	3.5	5.8	6.4	1,152	1,920	2,157
	24	-	-	-	-	24	7.4	-	-	-	-	4.5	7.4	7.8	1,416	2,360	3,431
2Unit	7	7	-	-	-	14	2.5	2.5	-	-	-	3.0	4.9	5.7	762	1,270	2,507
	7	9	-	-	-	16	2.5	3.2	-	-	-	3.4	5.6	6.5	834	1,390	2,167
	9	9	-	-	-	18	3.2	3.2	-	-	-	3.8	6.3	7.3	1,104	1,840	2,931
	7	12	-	-	-	19	2.5	4.2	-	-	-	4.0	6.7	7.4	1,206	2,010	3,039
	9	12	-	-	-	21	3.2	4.2	-	-	-	4.4	7.4	8.1	1,356	2,260	3,225
	12	12	-	-	-	24	4.2	4.2	-	-	-	5.1	8.4	9.3	1,608	2,680	3,412
	7	18	-	-	-	25	2.5	6.3	-	-	-	5.3	8.8	10.1	1,656	2,760	3,578
	9	18	-	-	-	27	3.2	6.3	-	-	-	5.7	9.5	10.9	1,728	2,880	3,627
	12	18	-	-	-	30	4.0	6.1	-	-	-	6.1	10.1	11.1	1,728	2,880	3,627
	7	24	-	-	-	31	2.3	7.8	-	-	-	6.1	10.1	11.1	1,728	2,880	3,627
	9	24	-	-	-	33	2.8	7.4	-	-	-	6.1	10.1	11.1	1,728	2,880	3,627
	18	18	-	-	-	36	5.1	5.1	-	-	-	6.1	10.1	11.6	1,728	2,880	3,627
	12	24	-	-	-	36	3.4	6.7	-	-	-	6.1	10.1	11.1	1,728	2,880	3,627
	18	24	-	-	-	42	4.3	5.8	-	-	-	6.1	10.1	11.1	1,728	2,880	3,627
	24	24	-	-	-	48	5.1	5.1	-	-	-	6.1	10.1	11.1	1,728	2,880	3,627
3Unit	7	7	7	-	-	21	2.5	2.5	2.5	-	-	4.4	7.4	8.5	1,026	1,710	2,873
	7	7	9	-	-	23	2.5	2.5	3.2	-	-	4.9	8.1	9.3	1,122	1,870	3,275
	7	9	9	-	-	25	2.5	3.2	3.2	-	-	5.3	8.8	10.1	1,260	2,100	3,735
	7	7	12	-	-	26	2.5	2.5	4.2	-	-	5.5	9.1	10.5	1,326	2,210	3,735
	9	9	9	-	-	27	3.2	3.2	3.2	-	-	5.7	9.5	10.9	1,428	2,380	3,775
	7	9	12	-	-	28	2.5	3.2	4.2	-	-	5.9	9.8	11.3	1,524	2,540	3,775
	9	9	12	-	-	30	3.0	3.0	4.0	-	-	6.1	10.1	11.3	1,584	2,640	3,775
	7	12	12	-	-	31	2.3	3.9	3.9	-	-	6.1	10.1	11.3	1,584	2,640	3,775
	7	7	18	-	-	32	2.2	2.2	5.7	-	-	6.1	10.1	11.6	1,584	2,640	3,775
	9	12	12	-	-	33	2.8	3.7	3.7	-	-	6.1	10.1	11.3	1,584	2,640	3,775
	7	9	18	-	-	34	2.1	2.7	5.4	-	-	6.1	10.1	11.6	1,584	2,640	3,775
	12	12	12	-	-	36	3.4	3.4	3.4	-	-	6.1	10.1	11.3	1,584	2,640	3,775
	9	9	18	-	-	36	2.5	2.5	5.1	-	-	6.1	10.1	11.3	1,584	2,640	3,775
	7	12	18	-	-	37	1.9	3.3	4.9	-	-	6.1	10.1	11.3	1,584	2,640	3,775
	7	7	24	-	-	38	1.9	1.9	6.4	-	-	6.1	10.1	11.3	1,584	2,640	3,775
	9	12	18	-	-	39	2.3	3.1	4.7	-	-	6.1	10.1	11.3	1,584	2,640	3,775
	7	9	24	-	-	40	1.8	2.3	6.1	-	-	6.1	10.1	11.3	1,584	2,640	3,775
	12	12	18	-	-	42	2.9	2.9	4.3	-	-	6.1	10.1	11.3	1,584	2,640	3,775
	9	9	24	-	-	42	2.2	2.2	5.8	-	-	6.1	10.1	11.3	1,584	2,640	3,775
	7	18	18	-	-	43	1.6	4.2	4.2	-	-	6.1	10.1	11.3	1,584	2,640	3,775
	7	12	24	-	-	43	1.6	2.8	5.6	-	-	6.1	10.1	11.3	1,584	2,640	3,775
	9	18	18	-	-	45	2.0	4.0	4.0	-	-	6.1	10.1	11.3	1,584	2,640	3,775
	9	12	24	-	-	45	2.0	2.7	5.4	-	-	6.1	10.1	11.3	1,584	2,640	3,775
	12	18	18	-	-	48	2.5	3.8	3.8	-	-	6.1	10.1	11.3	1,584	2,640	3,775
	12	12	24	-	-	48	2.5	2.5	5.1	-	-	6.1	10.1	11.3	1,584	2,640	3,775
	7	18	24	-	-	49	1.4	3.6	4.8	-	-	6.1	10.1	11.3	1,584	2,640	3,775
	9	18	24	-	-	51	1.8	3.6	4.8	-	-	6.1	10.1	11.3	1,584	2,640	3,775
	12	18	24	-	-	54	2.2	3.4	4.5	-	-	6.1	10.1	11.3	1,584	2,640	3,775
	18	18	18	-	-	54	3.4	3.4	3.4	-	-	6.1	10.1	11.3	1,584	2,640	3,775

UHXM90MA1

Operation	Combination (kW)						Heating										
							Each Capacity (kW)					Total Capacity (kW)			Total Input (W)		
	UNIT-A	UNIT-B	UNIT-C	UNIT-D	UNIT-E	Total	UNIT-A	UNIT-B	UNIT-C	UNIT-D	UNIT-E	kW	kW	kW	Min	Rated	Max
4Unit	7	7	7	7	-	28	2.5	2.5	2.5	2.5	-	5.9	9.8	11.8	1,356	2,260	3,745
	7	7	7	9	-	30	2.4	2.4	2.4	3.0	-	6.1	10.1	12.1	1,482	2,470	3,775
	7	7	9	9	-	32	2.2	2.2	2.8	2.8	-	6.1	10.1	12.1	1,482	2,470	3,775
	7	9	9	9	-	34	2.1	2.7	2.7	2.7	-	6.1	10.1	12.1	1,482	2,470	3,775
	7	7	9	12	-	35	2.0	2.0	2.6	3.5	-	6.1	10.1	12.1	1,482	2,470	3,775
	9	9	9	9	-	36	2.5	2.5	2.5	2.5	-	6.1	10.1	12.1	1,482	2,470	3,775
	7	9	9	12	-	37	1.9	2.5	2.5	3.3	-	6.1	10.1	12.1	1,482	2,470	3,775
	7	7	12	12	-	38	1.9	1.9	3.2	3.2	-	6.1	10.1	11.6	1,482	2,470	3,775
	9	9	9	12	-	39	2.3	2.3	2.3	3.1	-	6.1	10.1	12.1	1,482	2,470	3,775
	7	7	7	18	-	39	1.8	1.8	1.8	4.7	-	6.1	10.1	12.1	1,482	2,470	3,775
	7	9	12	12	-	40	1.8	2.3	3.0	3.0	-	6.1	10.1	11.6	1,482	2,470	3,775
	7	7	9	18	-	41	1.7	1.7	2.2	4.4	-	6.1	10.1	11.6	1,482	2,470	3,775
	9	9	12	12	-	42	2.2	2.2	2.9	2.9	-	6.1	10.1	11.6	1,482	2,470	3,775
	7	12	12	12	-	43	1.6	2.8	2.8	2.8	-	6.1	10.1	11.6	1,482	2,470	3,775
	7	9	9	18	-	43	1.6	2.1	2.1	4.2	-	6.1	10.1	12.1	1,482	2,470	3,775
	7	7	12	18	-	44	1.6	1.6	2.8	4.1	-	6.1	10.1	12.1	1,482	2,470	3,775
	9	12	12	12	-	45	2.0	2.7	2.7	2.7	-	6.1	10.1	11.6	1,482	2,470	3,775
	9	9	9	18	-	45	2.0	2.0	2.0	4.0	-	6.1	10.1	12.1	1,482	2,470	3,775
	7	7	7	24	-	45	1.6	1.6	1.6	5.4	-	6.1	10.1	11.6	1,482	2,470	3,775
	7	9	12	18	-	46	1.5	2.0	2.6	4.0	-	6.1	10.1	12.1	1,482	2,470	3,775
	7	7	9	24	-	47	1.5	1.5	1.9	5.2	-	6.1	10.1	11.6	1,482	2,470	3,775
	12	12	12	12	-	48	2.5	2.5	2.5	2.5	-	6.1	10.1	12.1	1,482	2,470	3,775
	9	9	12	18	-	48	1.9	1.9	2.5	3.8	-	6.1	10.1	12.1	1,482	2,470	3,775
	7	12	12	18	-	49	1.4	2.5	2.5	3.7	-	6.1	10.1	12.1	1,482	2,470	3,775
	7	9	9	24	-	49	1.4	1.9	1.9	4.9	-	6.1	10.1	12.1	1,482	2,470	3,775
	7	7	12	24	-	50	1.4	1.4	2.4	4.8	-	6.1	10.1	11.6	1,482	2,470	3,775
	9	12	12	18	-	50	1.4	1.4	3.6	3.6	-	6.1	10.1	12.1	1,482	2,470	3,775
	9	9	9	24	-	51	1.8	1.8	1.7	4.8	-	6.1	10.1	11.6	1,482	2,470	3,775
	7	9	12	24	-	52	1.4	1.7	2.3	4.7	-	6.1	10.1	12.1	1,482	2,470	3,775
	9	9	12	24	-	54	1.7	1.7	2.2	4.5	-	6.1	10.1	11.6	1,482	2,470	3,775
	9	9	18	18	-	54	1.7	1.7	3.4	3.4	-	6.1	10.1	12.1	1,482	2,470	3,775
	12	12	12	18	-	54	2.2	2.2	2.2	3.4	-	6.1	10.1	12.1	1,482	2,470	3,775
5Unit	7	7	7	7	7	35	2.0	2.0	2.0	2.0	2.0	6.1	10.1	12.1	1,320	2,200	3,700
	7	7	7	7	9	37	1.9	1.9	1.9	1.9	2.5	6.1	10.1	12.1	1,320	2,200	3,700
	7	7	7	9	9	39	1.8	1.8	1.8	2.3	2.3	6.1	10.1	12.1	1,320	2,200	3,700
	7	7	7	7	12	40	1.8	1.8	1.8	1.8	3.0	6.1	10.1	12.1	1,320	2,200	3,700
	7	7	9	9	9	41	1.7	1.7	2.2	2.2	2.2	6.1	10.1	12.1	1,320	2,200	3,700
	7	7	7	9	12	42	1.7	1.7	1.7	2.2	2.9	6.1	10.1	12.1	1,320	2,200	3,700
	7	9	9	9	9	43	1.6	2.1	2.1	2.1	2.1	6.1	10.1	12.1	1,320	2,200	3,700
	7	7	9	9	12	44	1.6	1.6	2.1	2.1	2.8	6.1	10.1	12.1	1,320	2,200	3,700
	9	9	9	9	9	45	2.0	2.0	2.0	2.0	2.0	6.1	10.1	12.1	1,320	2,200	3,700
	7	7	7	7	18	46	1.5	1.5	1.5	1.5	4.0	6.1	10.1	12.1	1,320	2,200	3,700
	7	9	9	9	12	46	1.5	2.0	2.0	2.0	2.6	6.1	10.1	12.1	1,320	2,200	3,700
	7	7	9	12	12	47	1.5	1.5	1.9	2.6	2.6	6.1	10.1	12.1	1,320	2,200	3,700
	9	9	9	9	12	48	1.9	1.9	1.9	1.9	2.5	6.1	10.1	12.1	1,320	2,200	3,700
	7	7	7	12	12	45	1.6	1.6	1.6	2.7	2.7	6.1	10.1	12.1	1,320	2,200	3,700
	7	7	7	9	18	48	1.5	1.5	1.5	1.9	3.8	6.1	10.1	12.1	1,320	2,200	3,700
	7	9	9	12	12	49	1.4	1.9	1.9	2.5	2.5	6.1	10.1	12.1	1,320	2,200	3,700
	7	7	12	12	12	50	1.4	1.4	2.4	2.4	2.4	6.1	10.1	12.1	1,320	2,200	3,700
	7	7	9	9	18	50	1.4	1.4	1.8	1.8	3.6	6.1	10.1	12.1	1,320	2,200	3,700
	9	9	9	12	12	51	1.8	1.8	1.8	2.4	2.4	6.1	10.1	12.1	1,320	2,200	3,700
	7	7	7	12	18	51	1.4	1.4	1.4	2.4	3.6	6.1	10.1	12.1	1,320	2,200	3,700
	7	9	12	12	12	52	1.4	1.7	2.3	2.3	2.3	6.1	10.1	12.1	1,320	2,200	3,700
	7	9	9	9	18	52	1.4	1.7	1.7	1.7	3.5	6.1	10.1	12.1	1,320	2,200	3,700
	7	7	7	7	24	52	1.4	1.4	1.4	1.4	4.7	6.1	10.1	12.1	1,320	2,200	3,700
	7	7	9	12	18	53	1.3	1.3	1.7	2.3	3.4	6.1	10.1	12.1	1,320	2,200	3,700
	7	7	7	9	24	54	1.3	1.3	1.3	1.7	4.5	6.1	10.1	12.1	1,320	2,200	3,700
	9	9	9	9	18	54	1.7	1.7	1.7	1.7	3.4	6.1	10.1	12.1	1,320	2,200	3,700
	9	9	12	12	12	54	1.7	1.7	2.2	2.2	2.2	6.1	10.1	12.1	1,320	2,200	3,700

Note :

1. Cooling Capacity is based on : indoor temp.27°CDB, 19°CWB ; outdoor temp. 35°CDB
2. Heating Capacity is based on : indoor temp.20°CDB ; outdoor temp. 7°CDB, 6°CWB
3. The total ability of connected a indoor unit is up to 14kW
4. At least two indoor units should be connected.

COMBINATION TABLE

UHXM110MA1

Operation	Combination (kW)						Cooling										
							Each Capacity (kW)					Total Capacity (kW)			Total Input (W)		
	UNIT-A	UNIT-B	UNIT-C	UNIT-D	UNIT-E	Total	UNIT-A	UNIT-B	UNIT-C	UNIT-D	UNIT-E	Min	Rated	Max	Min	Rated	Max
1Unit	7	-	-	-	-	7	2.1	-	-	-	-	1.2	2.1	2.5	780	1,120	1,703
	9	-	-	-	-	9	2.6	-	-	-	-	1.6	2.6	3.2	780	1,120	1,703
	12	-	-	-	-	12	3.5	-	-	-	-	2.1	3.5	4.2	780	1,120	1,703
	18	-	-	-	-	18	5.3	-	-	-	-	3.2	5.3	6.3	800	1,260	1,915
	24	-	-	-	-	24	7.0	-	-	-	-	4.2	7.0	8.4	1,042	1,680	2,554
2Unit	7	7	-	-	-	14	2.1	2.1	-	-	-	2.5	4.1	4.9	780	1,120	1,703
	7	9	-	-	-	16	2.1	2.6	-	-	-	2.8	4.7	5.6	780	1,120	1,703
	9	9	-	-	-	18	2.6	2.6	-	-	-	3.2	5.3	6.3	800	1,260	1,915
	7	12	-	-	-	19	2.1	3.5	-	-	-	3.3	5.6	6.7	825	1,330	2,022
	9	12	-	-	-	21	2.6	3.5	-	-	-	3.7	6.2	7.4	911	1,470	2,235
	12	12	-	-	-	24	3.5	3.5	-	-	-	4.2	7.0	8.4	1,042	1,680	2,554
	7	18	-	-	-	25	2.1	5.3	-	-	-	4.4	7.3	8.8	1,085	1,750	2,660
	9	18	-	-	-	27	2.6	5.3	-	-	-	4.7	7.9	9.5	1,172	1,890	2,873
	12	18	-	-	-	30	3.5	5.3	-	-	-	5.3	8.8	10.6	1,302	2,100	3,192
	7	24	-	-	-	31	2.1	7.0	-	-	-	5.5	9.1	10.9	1,345	2,170	3,299
	9	24	-	-	-	33	2.6	7.0	-	-	-	5.8	9.7	11.6	1,432	2,310	3,512
	18	18	-	-	-	36	5.3	5.3	-	-	-	6.3	10.6	12.7	1,562	2,520	3,831
	12	24	-	-	-	36	3.5	7.0	-	-	-	6.3	10.6	12.7	1,562	2,520	3,831
	18	24	-	-	-	42	5.0	6.7	-	-	-	7.0	11.7	13.5	1,693	2,730	4,150
	24	24	-	-	-	48	5.9	5.9	-	-	-	7.0	11.7	13.5	1,693	2,730	4,150
3Unit	7	7	7	-	-	21	2.1	2.1	2.1	-	-	3.7	6.2	7.4	911	1,470	2,235
	7	7	9	-	-	23	2.1	2.1	2.6	-	-	4.0	6.7	8.1	998	1,610	2,447
	7	9	9	-	-	25	2.1	2.6	2.6	-	-	4.4	7.3	8.8	1,085	1,750	2,660
	7	7	12	-	-	26	2.1	2.1	3.5	-	-	4.6	7.6	9.1	1,128	1,820	2,767
	9	9	9	-	-	27	2.6	2.6	2.6	-	-	4.7	7.9	9.5	1,172	1,890	2,873
	7	9	12	-	-	28	2.1	2.6	3.5	-	-	4.9	8.2	9.8	1,215	1,960	2,979
	9	9	12	-	-	30	2.6	2.6	3.5	-	-	5.3	8.8	10.6	1,302	2,100	3,192
	7	12	12	-	-	31	2.1	3.5	3.5	-	-	5.5	9.1	10.9	1,345	2,170	3,299
	7	7	18	-	-	32	2.1	2.1	5.3	-	-	5.6	9.4	11.3	1,389	2,240	3,405
	9	12	12	-	-	33	2.6	3.5	3.5	-	-	5.8	9.7	11.6	1,432	2,310	3,512
	7	9	18	-	-	34	2.1	2.6	5.3	-	-	6.0	10.0	12.0	1,476	2,380	3,618
	12	12	12	-	-	36	3.5	3.5	3.5	-	-	6.3	10.6	12.7	1,562	2,520	3,831
	9	9	18	-	-	36	2.6	2.6	5.3	-	-	6.3	10.6	12.7	1,562	2,520	3,831
	7	12	18	-	-	37	2.1	3.5	5.3	-	-	6.5	10.8	13.0	1,606	2,590	3,937
	7	7	24	-	-	38	2.1	2.1	7.0	-	-	6.7	11.1	13.4	1,649	2,660	4,044
	9	12	18	-	-	39	2.6	3.4	5.2	-	-	6.7	11.2	13.5	1,693	2,730	4,150
	7	9	24	-	-	40	2.0	2.5	6.7	-	-	6.7	11.2	13.5	1,693	2,730	4,150
	12	12	18	-	-	42	3.2	3.2	4.8	-	-	6.7	11.2	13.5	1,693	2,730	4,150
	9	9	24	-	-	42	2.4	2.4	6.4	-	-	6.7	11.2	13.5	1,693	2,730	4,150
	7	18	18	-	-	43	1.8	4.7	4.7	-	-	6.7	11.2	13.5	1,693	2,730	4,150
	7	12	24	-	-	43	1.8	3.1	6.2	-	-	6.7	11.2	13.5	1,693	2,730	4,150
	9	18	18	-	-	45	2.2	4.5	4.5	-	-	6.7	11.2	13.5	1,693	2,730	4,150
	9	12	24	-	-	45	2.2	3.0	6.0	-	-	6.7	11.2	13.5	1,693	2,730	4,150
	12	18	18	-	-	48	2.8	4.2	4.2	-	-	6.7	11.2	13.5	1,693	2,730	4,150
	12	12	24	-	-	48	2.8	2.8	5.6	-	-	6.7	11.2	13.5	1,693	2,730	4,150
	7	18	24	-	-	49	1.6	4.1	5.5	-	-	6.7	11.2	13.5	1,693	2,730	4,150
	9	18	24	-	-	51	2.0	4.0	5.3	-	-	6.7	11.2	13.5	1,693	2,730	4,150
	12	18	24	-	-	54	2.0	4.0	5.3	-	-	6.7	11.2	13.5	1,693	2,730	4,150
	18	18	18	-	-	54	2.0	4.0	5.3	-	-	6.7	11.2	13.5	1,693	2,730	4,150
	9	24	24	-	-	57	2.0	4.0	5.3	-	-	6.7	11.2	13.5	1,693	2,730	4,150
	12	24	24	-	-	60	2.0	4.0	5.3	-	-	6.7	11.2	13.5	1,693	2,730	4,150
	18	18	24	-	-	60	2.0	4.0	5.3	-	-	6.7	11.2	13.5	1,693	2,730	4,150
	18	24	24	-	-	66	2.0	4.0	5.3	-	-	6.7	11.2	13.5	1,693	2,730	4,150
	24	24	24	-	-	72	2.0	4.0	5.3	-	-	6.7	11.2	13.5	1,693	2,730	4,150
4Unit	7	7	7	7	-	28	2.1	2.1	2.1	2.1	-	4.9	8.2	9.8	1,215	1,960	2,979
	7	7	7	9	-	30	2.1	2.1	2.1	2.6	-	5.3	8.8	10.6	1,302	2,100	3,192
	7	7	9	9	-	32	2.1	2.1	2.6	2.6	-	5.6	9.4	11.3	1,389	2,240	3,405
	7	7	7	12	-	33	2.1	2.1	2.1	3.5	-	5.8	9.7	11.6	1,432	2,310	3,512
	7	9	9	9	-	34	2.1	2.6	2.6	2.6	-	6.0	10.0	12.0	1,476	2,380	3,618
	7	7	9	12	-	35	2.1	2.1	2.6	3.5	-	6.2	10.3	12.3	1,519	2,450	3,724
	9	9	9	9	-	36	2.6	2.6	2.6	2.6	-	6.3	10.6	12.7	1,562	2,520	3,831

UHXM110MA1

Operation	Combination (kW)						Cooling										
							Each Capacity (kW)					Total Capacity (kW)			Total Input (W)		
	UNIT-A	UNIT-B	UNIT-C	UNIT-D	UNIT-E	Total	UNIT-A	UNIT-B	UNIT-C	UNIT-D	UNIT-E	Min	Rated	Max	Min	Rated	Max
4Unit	7	9	9	12	-	37	2.1	2.6	2.6	3.5	-	6.5	10.8	13.0	1,606	2,590	3,937
	7	7	12	12	-	38	2.1	2.1	3.5	3.5	-	6.7	11.1	13.4	1,649	2,660	4,044
	9	9	9	12	-	39	2.6	2.6	2.6	3.4	-	6.7	11.2	13.5	1,693	2,730	4,150
	7	7	7	18	-	39	2.0	2.0	2.0	5.2	-	6.7	11.2	13.5	1,693	2,730	4,150
	7	9	12	12	-	40	2.0	2.5	3.4	3.4	-	6.7	11.2	13.5	1,693	2,730	4,150
	7	7	9	18	-	41	1.9	1.9	2.5	4.9	-	6.7	11.2	13.5	1,693	2,730	4,150
	9	9	12	12	-	42	2.4	2.4	3.2	3.2	-	6.7	11.2	13.5	1,693	2,730	4,150
	7	12	12	12	-	43	1.8	3.1	3.1	3.1	-	6.7	11.2	13.5	1,693	2,730	4,150
	7	9	9	18	-	43	1.8	2.3	2.3	4.7	-	6.7	11.2	13.5	1,693	2,730	4,150
	7	7	12	18	-	44	1.8	1.8	3.1	4.6	-	6.7	11.2	13.5	1,693	2,730	4,150
	9	12	12	12	-	45	2.2	3.0	3.0	3.0	-	6.7	11.2	13.5	1,693	2,730	4,150
	9	9	9	18	-	45	2.2	2.2	2.2	4.5	-	6.7	11.2	13.5	1,693	2,730	4,150
	7	7	7	24	-	45	1.7	1.7	1.7	6.0	-	6.7	11.2	13.5	1,693	2,730	4,150
	7	9	12	18	-	46	1.7	2.2	2.9	4.4	-	6.7	11.2	13.5	1,693	2,730	4,150
	7	7	9	24	-	47	1.7	1.7	2.1	5.7	-	6.7	11.2	13.5	1,693	2,730	4,150
	12	12	12	12	-	48	2.8	2.8	2.8	2.8	-	6.7	11.2	13.5	1,693	2,730	4,150
	9	9	12	18	-	48	2.1	2.1	2.8	4.2	-	6.7	11.2	13.5	1,693	2,730	4,150
	7	12	12	18	-	49	1.6	2.7	2.7	4.1	-	6.7	11.2	13.5	1,693	2,730	4,150
	7	9	9	24	-	49	1.6	2.1	2.1	5.5	-	6.7	11.2	13.5	1,693	2,730	4,150
	7	7	12	24	-	50	1.6	1.6	2.7	5.4	-	6.7	11.2	13.5	1,693	2,730	4,150
	7	7	18	18	-	50	1.6	1.6	4.0	4.0	-	6.7	11.2	13.5	1,693	2,730	4,150
	9	12	12	18	-	51	2.0	2.6	2.6	4.0	-	6.7	11.2	13.5	1,693	2,730	4,150
	9	9	9	24	-	51	2.0	2.0	2.0	5.3	-	6.7	11.2	13.5	1,693	2,730	4,150
	7	9	12	24	-	52	1.5	1.9	2.6	5.2	-	6.7	11.2	13.5	1,693	2,730	4,150
	9	9	12	24	-	54	1.9	1.9	2.5	5.0	-	6.7	11.2	13.5	1,693	2,730	4,150
	9	9	18	18	-	54	1.9	1.9	3.7	3.7	-	6.7	11.2	13.5	1,693	2,730	4,150
	12	12	12	18	-	54	2.5	2.5	2.5	3.7	-	6.7	11.2	13.5	1,693	2,730	4,150
	7	12	12	24	-	55	1.4	2.4	2.4	4.9	-	6.7	11.2	13.5	1,693	2,730	4,150
	7	12	18	18	-	55	1.4	2.4	3.7	3.7	-	6.7	11.2	13.5	1,693	2,730	4,150
	7	7	18	24	-	56	1.4	1.4	3.6	4.8	-	6.7	11.2	13.5	1,693	2,730	4,150
	9	12	12	24	-	57	1.8	2.4	2.4	4.7	-	6.7	11.2	13.5	1,693	2,730	4,150
	9	12	18	18	-	57	1.8	2.4	3.5	3.5	-	6.7	11.2	13.5	1,693	2,730	4,150
	7	9	18	24	-	58	1.4	1.7	3.5	4.6	-	6.7	11.2	13.5	1,693	2,730	4,150
	9	9	18	24	-	60	1.7	1.7	3.4	4.5	-	6.7	11.2	13.5	1,693	2,730	4,150
	12	12	12	24	-	60	2.2	2.2	2.2	4.5	-	6.7	11.2	13.5	1,693	2,730	4,150
	12	12	18	18	-	60	2.2	2.2	3.4	3.4	-	6.7	11.2	13.5	1,693	2,730	4,150
	7	12	18	24	-	61	1.3	2.2	3.3	4.4	-	6.7	11.2	13.5	1,693	2,730	4,150
	7	18	18	18	-	61	1.3	3.3	3.3	3.3	-	6.7	11.2	13.5	1,693	2,730	4,150
	7	7	24	24	-	62	1.3	1.3	4.3	4.3	-	6.7	11.2	13.5	1,693	2,730	4,150
	9	12	18	24	-	63	1.6	2.1	3.2	4.3	-	6.7	11.2	13.5	1,693	2,730	4,150
	9	18	18	18	-	63	1.6	3.2	3.2	3.2	-	6.7	11.2	13.5	1,693	2,730	4,150
	7	9	24	24	-	64	1.2	1.6	4.2	4.2	-	6.7	11.2	13.5	1,693	2,730	4,150
	9	9	24	24	-	66	1.5	1.5	4.1	4.1	-	6.7	11.2	13.5	1,693	2,730	4,150
	12	12	18	24	-	66	2.0	2.0	3.1	4.1	-	6.7	11.2	13.5	1,693	2,730	4,150
	12	18	18	18	-	66	2.0	3.1	3.1	3.1	-	6.7	11.2	13.5	1,693	2,730	4,150
	7	12	24	24	-	67	1.2	2.0	4.0	4.0	-	6.7	11.2	13.5	1,693	2,730	4,150
	7	18	18	24	-	67	1.2	3.0	3.0	4.0	-	6.7	11.2	13.5	1,693	2,730	4,150
	9	12	24	24	-	69	1.5	1.9	3.9	3.9	-	6.7	11.2	13.5	1,693	2,730	4,150
	9	18	18	24	-	69	1.5	2.9	2.9	3.9	-	6.7	11.2	13.5	1,693	2,730	4,150
	12	12	24	24	-	72	1.9	1.9	3.7	3.7	-	6.7	11.2	13.5	1,693	2,730	4,150
	12	18	18	24	-	72	1.9	2.8	2.8	3.7	-	6.7	11.2	13.5	1,693	2,730	4,150
	18	18	18	18	-	72	2.8	2.8	2.8	2.8	-	6.7	11.2	13.5	1,693	2,730	4,150
5Unit	7	7	7	7	7	35	2.1	2.1	2.1	2.1	2.1	6.2	10.3	12.3	1,519	2,450	3,724
	7	7	7	7	9	37	2.1	2.1	2.1	2.1	2.6	6.5	10.8	13.0	1,606	2,590	3,937
	7	7	7	9	9	39	2.0	2.0	2.0	2.6	2.6	6.7	11.2	13.5	1,693	2,730	4,150
	7	7	7	7	12	40	2.0	2.0	2.0	2.0	3.4	6.7	11.2	13.5	1,693	2,730	4,150
	7	7	9	9	9	41	1.9	1.9	2.5	2.5	2.5	6.7	11.2	13.5	1,693	2,730	4,150
	7	7	7	9	12	42	1.9	1.9	1.9	2.4	3.2	6.7	11.2	13.5	1,693	2,730	4,150
	7	9	9	9	9	43	1.8	2.3	2.3	2.3	2.3	6.7	11.2	13.5	1,693	2,730	4,150
	7	7	9	9	12	44	1.8	1.8	2.3	2.3	3.1	6.7	11.2	13.5	1,693	2,730	4,150
	9	9	9	9	9	45	2.2	2.2	2.2	2.2	2.2	6.7	11.2	13.5	1,693	2,730	4,150

Note :

1. Cooling Capacity is based on : indoor temp.27°CDB, 19°CWB ; outdoor temp. 35°CDB
2. Heating Capacity is based on : indoor temp.20°CDB ; outdoor temp. 7°CDB, 6°CWB
3. The total ability of connected a indoor unit is up to 14kW
4. At least two indoor units should be connected.

COMBINATION TABLE

UHXM110MA1

Operation	Combination (kW)						Cooling										
							Each Capacity (kW)					Total Capacity (kW)			Total Input (W)		
	UNIT-A	UNIT-B	UNIT-C	UNIT-D	UNIT-E	Total	UNIT-A	UNIT-B	UNIT-C	UNIT-D	UNIT-E	Min	Rated	Max	Min	Rated	Max
5Unit	7	7	7	7	18	46	1.7	1.7	1.7	1.7	4.4	6.7	11.2	13.5	1,693	2,730	4,150
	7	9	9	9	12	46	1.7	2.2	2.2	2.2	2.9	6.7	11.2	13.5	1,693	2,730	4,150
	7	7	9	12	12	47	1.7	1.7	2.1	2.9	2.9	6.7	11.2	13.5	1,693	2,730	4,150
	9	9	9	9	12	48	2.1	2.1	2.1	2.1	2.8	6.7	11.2	13.5	1,693	2,730	4,150
	7	7	7	12	12	45	1.7	1.7	1.7	3.0	3.0	6.7	11.2	13.5	1,693	2,730	4,150
	7	7	7	9	18	48	1.6	1.6	1.6	2.1	4.2	6.7	11.2	13.5	1,693	2,730	4,150
	7	9	9	12	12	49	1.6	2.1	2.1	2.7	2.7	6.7	11.2	13.5	1,693	2,730	4,150
	7	7	12	12	12	50	1.6	1.6	2.7	2.7	2.7	6.7	11.2	13.5	1,693	2,730	4,150
	7	7	9	9	18	50	1.6	1.6	2.0	2.0	4.0	6.7	11.2	13.5	1,693	2,730	4,150
	9	9	9	12	12	51	2.0	2.0	2.0	2.6	2.6	6.7	11.2	13.5	1,693	2,730	4,150
	7	7	7	12	18	51	1.5	1.5	1.5	2.6	4.0	6.7	11.2	13.5	1,693	2,730	4,150
	7	9	12	12	12	52	1.5	1.9	2.6	2.6	2.6	6.7	11.2	13.5	1,693	2,730	4,150
	7	9	9	9	18	52	1.5	1.9	1.9	1.9	3.9	6.7	11.2	13.5	1,693	2,730	4,150
	7	7	7	7	24	52	1.5	1.5	1.5	1.5	5.2	6.7	11.2	13.5	1,693	2,730	4,150
	7	7	9	12	18	53	1.5	1.5	1.9	2.5	3.8	6.7	11.2	13.5	1,693	2,730	4,150
	7	7	7	9	24	54	1.5	1.5	1.5	1.9	5.0	6.7	11.2	13.5	1,693	2,730	4,150
	9	9	9	9	18	54	1.9	1.9	1.9	1.9	3.7	6.7	11.2	13.5	1,693	2,730	4,150
	9	9	12	12	12	54	1.9	1.9	2.4	2.5	2.5	6.7	11.2	13.5	1,693	2,730	4,150
	7	9	9	12	18	55	1.4	1.8	1.8	2.4	3.7	6.7	11.2	13.5	1,693	2,730	4,150
	7	12	12	12	12	55	1.4	2.4	2.4	2.4	2.4	6.7	11.2	13.5	1,693	2,730	4,150
	7	7	9	9	24	56	1.4	1.4	1.8	1.8	4.8	6.7	11.2	13.5	1,693	2,730	4,150
	7	7	12	12	18	56	1.4	1.4	2.4	2.4	3.6	6.7	11.2	13.5	1,693	2,730	4,150
	7	7	7	12	24	57	1.4	1.4	1.4	2.4	4.7	6.7	11.2	13.5	1,693	2,730	4,150
	7	7	7	18	18	57	1.4	1.4	1.4	3.5	3.6	6.7	11.2	13.5	1,693	2,730	4,150
	9	9	9	12	18	57	1.8	1.8	1.8	2.4	3.6	6.7	11.2	13.5	1,693	2,730	4,150
	9	12	12	12	12	57	1.8	2.4	2.4	2.4	2.4	6.7	11.2	13.5	1,693	2,730	4,150
	7	9	9	9	24	58	1.4	1.7	1.7	1.7	4.6	6.7	11.2	13.5	1,693	2,730	4,150
	7	9	12	12	18	58	1.4	1.7	2.3	2.3	3.5	6.7	11.2	13.5	1,693	2,730	4,150
	7	7	9	12	24	59	1.3	1.3	1.7	2.3	4.6	6.7	11.2	13.5	1,693	2,730	4,150
	7	7	9	18	18	59	1.3	1.3	1.7	3.4	3.4	6.7	11.2	13.5	1,693	2,730	4,150
	9	9	9	9	24	60	1.7	1.7	1.7	1.7	4.5	6.7	11.2	13.5	1,693	2,730	4,150
	9	9	12	12	18	60	1.7	1.7	2.2	2.2	3.4	6.7	11.2	13.5	1,693	2,730	4,150
	12	12	12	12	12	60	2.2	2.2	2.2	2.2	2.2	6.7	11.2	13.5	1,693	2,730	4,150
	7	9	9	12	24	61	1.3	1.7	1.7	2.2	4.4	6.7	11.2	13.5	1,693	2,730	4,150
	7	9	9	18	18	61	1.3	1.7	1.7	3.3	3.3	6.7	11.2	13.5	1,693	2,730	4,150
	7	12	12	12	18	61	1.3	2.2	2.2	2.2	3.3	6.7	11.2	13.5	1,693	2,730	4,150
	7	7	12	12	24	62	1.3	1.3	2.2	2.2	4.3	6.7	11.2	13.5	1,693	2,730	4,150
	7	7	12	18	18	62	1.3	1.3	2.2	3.3	3.3	6.7	11.2	13.5	1,693	2,730	4,150
	9	9	9	12	24	63	1.6	1.6	1.6	2.1	4.3	6.7	11.2	13.5	1,693	2,730	4,150
	9	9	9	18	18	63	1.6	1.6	1.6	3.2	3.2	6.7	11.2	13.5	1,693	2,730	4,150
	9	12	12	12	18	63	1.6	2.1	2.1	2.1	3.2	6.7	11.2	13.5	1,693	2,730	4,150
	7	9	12	12	24	64	1.2	1.6	2.1	2.1	4.2	6.7	11.2	13.5	1,693	2,730	4,150
	7	9	12	18	18	64	1.2	1.6	2.1	3.2	3.2	6.7	11.2	13.5	1,693	2,730	4,150
	7	7	9	18	24	65	1.2	1.2	1.6	3.1	4.1	6.7	11.2	13.5	1,693	2,730	4,150
	9	9	12	12	24	66	1.5	1.5	2.0	2.0	4.1	6.7	11.2	13.5	1,693	2,730	4,150
	9	9	12	18	18	66	1.5	1.5	2.0	3.1	3.1	6.7	11.2	13.5	1,693	2,730	4,150
	12	12	12	12	18	66	2.0	2.0	2.0	2.0	3.1	6.7	11.2	13.5	1,693	2,730	4,150
	7	9	9	18	24	67	1.2	1.5	1.5	3.0	1.0	6.7	11.2	13.5	1,693	2,730	4,150
	7	12	12	12	24	67	1.2	2.0	2.0	2.0	1.0	6.7	11.2	13.5	1,693	2,730	4,150
	7	12	12	18	18	67	1.2	2.0	2.0	3.0	3.0	6.7	11.2	13.5	1,693	2,730	4,150
	7	7	12	18	24	68	1.2	1.2	2.0	3.0	4.0	6.7	11.2	13.5	1,693	2,730	4,150
	9	12	12	12	24	69	1.5	1.9	1.9	1.9	3.9	6.7	11.2	13.5	1,693	2,730	4,150
	9	12	12	18	18	69	1.5	1.9	1.9	2.9	2.9	6.7	11.2	13.5	1,693	2,730	4,150
	7	9	18	18	18	70	1.1	1.4	2.9	2.9	2.9	6.7	11.2	13.5	1,693	2,730	4,150
	7	7	9	24	24	71	1.1	1.1	1.4	3.8	3.8	6.7	11.2	13.5	1,693	2,730	4,150
	9	9	12	18	24	72	1.4	1.4	1.9	2.8	3.7	6.7	11.2	13.5	1,693	2,730	4,150
	9	9	18	18	18	72	1.4	1.4	2.8	2.8	2.8	6.7	11.2	13.5	1,693	2,730	4,150
	12	12	12	12	24	72	1.9	1.9	1.9	1.9	3.7	6.7	11.2	13.5	1,693	2,730	4,150
	12	12	12	18	18	72	1.9	1.9	1.9	2.8	2.8	6.7	11.2	13.5	1,693	2,730	4,150

Operation	Combination (kW)						Heating										
							Each Capacity (kW)					Total Capacity (kW)			Total Input (W)		
	UNIT-A	UNIT-B	UNIT-C	UNIT-D	UNIT-E	Total	UNIT-A	UNIT-B	UNIT-C	UNIT-D	UNIT-E	Min	Rated	Max	Min	Rated	Max
1Unit	7	-	-	-	-	7	2.3	-	-	-	-	1.4	2.3	2.7	820	1,120	1,826
	9	-	-	-	-	9	2.9	-	-	-	-	1.7	2.9	3.5	820	1,120	1,826
	12	-	-	-	-	12	3.9	-	-	-	-	2.3	3.9	4.6	820	1,120	1,826
	18	-	-	-	-	18	5.8	-	-	-	-	3.5	5.8	7.0	820	1,260	2,054
	24	-	-	-	-	24	7.7	-	-	-	-	4.6	7.7	9.3	1,042	1,680	2,738
2Unit	7	7	-	-	-	14	2.3	2.3	-	-	-	2.7	4.5	5.4	820	1,120	1,826
	7	9	-	-	-	16	2.3	2.9	-	-	-	3.1	5.2	6.2	820	1,120	1,826
	9	9	-	-	-	18	2.9	2.9	-	-	-	3.5	5.8	7.0	820	1,260	2,054
	7	12	-	-	-	19	2.3	3.9	-	-	-	3.7	6.1	7.4	825	1,330	2,168
	9	12	-	-	-	21	2.9	3.9	-	-	-	4.1	6.8	8.1	911	1,470	2,396
	12	12	-	-	-	24	3.9	3.9	-	-	-	4.6	7.7	9.3	1,042	1,680	2,738
	7	18	-	-	-	25	2.3	5.8	-	-	-	4.8	8.1	9.7	1,085	1,750	2,853
	9	18	-	-	-	27	2.9	5.8	-	-	-	5.2	8.7	10.4	1,172	1,890	3,081
	12	18	-	-	-	30	3.9	5.8	-	-	-	5.8	9.7	11.6	1,302	2,100	3,423
	7	24	-	-	-	31	2.3	7.7	-	-	-	6.0	10.0	12.0	1,345	2,170	3,537
	9	24	-	-	-	33	2.9	7.7	-	-	-	6.4	10.6	12.8	1,432	2,310	3,765
	18	18	-	-	-	36	5.8	5.8	-	-	-	7.0	11.6	13.9	1,562	2,520	4,108
	12	24	-	-	-	36	3.9	7.7	-	-	-	7.0	11.6	13.9	1,562	2,520	4,108
	18	24	-	-	-	42	5.4	7.2	-	-	-	7.5	12.5	15.0	1,742	2,810	4,450
	24	24	-	-	-	48	6.3	6.3	-	-	-	7.5	12.5	15.0	1,742	2,810	4,450
3Unit	7	7	7	-	-	21	2.3	2.3	2.3	-	-	4.1	6.8	8.1	911	1,470	2,396
	7	7	9	-	-	23	2.3	2.3	2.9	-	-	4.4	7.4	8.9	998	1,610	2,624
	7	9	9	-	-	25	2.3	2.9	2.9	-	-	4.8	8.1	9.7	1,085	1,750	2,853
	7	7	12	-	-	26	2.3	2.3	3.9	-	-	5.0	8.4	10.1	1,128	1,820	2,967
	9	9	9	-	-	27	2.9	2.9	2.9	-	-	5.2	8.7	10.4	1,172	1,890	3,081
	7	9	12	-	-	28	2.3	2.9	3.9	-	-	5.4	9.0	10.8	1,215	1,960	3,195
	9	9	12	-	-	30	2.9	2.9	3.9	-	-	5.8	9.7	11.6	1,302	2,100	3,423
	7	12	12	-	-	31	2.3	3.9	3.9	-	-	6.0	10.0	12.0	1,345	2,170	3,537
	7	7	18	-	-	32	2.3	2.3	5.8	-	-	6.2	10.3	12.4	1,389	2,240	3,651
	9	12	12	-	-	33	2.9	3.9	3.9	-	-	6.4	10.6	12.8	1,432	2,310	3,765
	7	9	18	-	-	34	2.3	2.9	5.8	-	-	6.6	11.0	13.2	1,476	2,380	3,879
	12	12	12	-	-	36	3.9	3.9	3.9	-	-	7.0	11.6	13.9	1,562	2,520	4,108
	9	9	18	-	-	36	2.9	2.9	5.8	-	-	7.0	11.6	13.9	1,562	2,520	4,108
	7	12	18	-	-	37	2.3	3.9	5.8	-	-	7.2	11.9	14.3	1,606	2,590	4,222
	7	7	24	-	-	38	2.3	2.3	7.7	-	-	7.4	12.3	14.7	1,649	2,660	4,336
	9	12	18	-	-	39	2.9	3.9	5.8	-	-	7.5	12.5	15.0	1,742	2,810	4,450
	7	9	24	-	-	40	2.2	2.8	7.5	-	-	7.5	12.5	15.0	1,742	2,810	4,450
	12	12	18	-	-	42	3.6	3.6	5.4	-	-	7.5	12.5	15.0	1,742	2,810	4,450
	9	9	24	-	-	42	2.7	2.7	7.2	-	-	7.5	12.5	15.0	1,742	2,810	4,450
	7	18	18	-	-	43	2.0	5.2	5.2	-	-	7.5	12.5	15.0	1,742	2,810	4,450
	7	12	24	-	-	43	2.0	3.5	7.0	-	-	7.5	12.5	15.0	1,742	2,810	4,450
	9	18	18	-	-	45	2.5	5.0	5.0	-	-	7.5	12.5	15.0	1,742	2,810	4,450
	9	12	24	-	-	45	2.5	3.3	6.7	-	-	7.5	12.5	15.0	1,742	2,810	4,450
	12	18	18	-	-	48	3.1	4.7	4.7	-	-	7.5	12.5	15.0	1,742	2,810	4,450
	12	12	24	-	-	48	3.1	3.1	6.3	-	-	7.5	12.5	15.0	1,742	2,810	4,450
	7	18	24	-	-	49	1.8	4.6	6.1	-	-	7.5	12.5	15.0	1,742	2,810	4,450
	9	18	24	-	-	51	2.2	4.4	5.9	-	-	7.5	12.5	15.0	1,742	2,810	4,450
	12	18	24	-	-	54	2.0	4.0	5.3	-	-	7.5	12.5	15.0	1,742	2,810	4,450
	18	18	18	-	-	54	2.0	4.0	5.3	-	-	7.5	12.5	15.0	1,742	2,810	4,450
	9	24	24	-	-	57	2.0	4.0	5.3	-	-	7.5	12.5	15.0	1,742	2,810	4,450
	12	24	24	-	-	60	2.0	4.0	5.3	-	-	7.5	12.5	15.0	1,742	2,810	4,450
	18	18	24	-	-	60	2.0	4.0	5.3	-	-	7.5	12.5	15.0	1,742	2,810	4,450
	18	24	24	-	-	66	2.0	4.0	5.3	-	-	7.5	12.5	15.0	1,742	2,810	4,450
	24	24	24	-	-	72	2.0	4.0	5.3	-	-	7.5	12.5	15.0	1,742	2,810	4,450
4Unit	7	7	7	7	-	28	2.3	2.3	2.3	2.3	-	5.4	9.0	10.8	1,215	1,960	3,195
	7	7	7	9	-	30	2.3	2.3	2.3	2.9	-	5.8	9.7	11.6	1,302	2,100	3,423
	7	7	9	9	-	32	2.3	2.3	2.9	2.9	-	6.2	10.3	12.4	1,389	2,240	3,651
	7	7	7	12	-	33	2.3	2.3	2.3	3.9	-	6.4	10.6	12.8	1,432	2,310	3,765
	7	9	9	9	-	34	2.3	2.9	2.9	2.9	-	6.6	11.0	13.2	1,476	2,380	3,879
	7	7	9	12	-	35	2.3	2.3	2.9	3.9	-	6.8	11.3	13.5	1,519	2,450	3,994
	9	9	9	9	-	36	2.9	2.9	2.9	2.9	-	7.0	11.6	13.9	1,562	2,520	4,108

Note :

1. Cooling Capacity is based on : indoor temp.27°CDB, 19°CWB ; outdoor temp. 35°CDB / 2. Heating Capacity is based on : indoor temp.20°CDB ; outdoor temp. 7°CDB, 6°CWB
3. The total ability of connected a indoor unit is up to 14kW / 4. At least two indoor units should be connected.

COMBINATION TABLE

UHXM110MA1

Operation	Combination (kW)						Heating										
							Each Capacity (kW)					Total Capacity (kW)			Total Input (W)		
	UNIT-A	UNIT-B	UNIT-C	UNIT-D	UNIT-E	Total	UNIT-A	UNIT-B	UNIT-C	UNIT-D	UNIT-E	Min	Rated	Max	Min	Rated	Max
4Unit	7	9	9	12	-	37	2.3	2.9	2.9	3.9	-	7.2	11.9	14.3	1,606	2,590	4,222
	7	7	12	12	-	38	2.3	2.3	3.9	3.9	-	7.4	12.3	14.7	1,649	2,660	4,336
	9	9	9	12	-	39	2.9	2.9	2.9	3.9	-	7.5	12.5	15.0	1,742	2,810	4,450
	7	7	7	18	-	39	2.2	2.2	2.2	5.8	-	7.5	12.5	15.0	1,742	2,810	4,450
	7	9	12	12	-	40	2.2	2.8	3.8	3.8	-	7.5	12.5	15.0	1,742	2,810	4,450
	7	7	9	18	-	41	2.1	2.1	2.7	5.5	-	7.5	12.5	15.0	1,742	2,810	4,450
	9	9	12	12	-	42	2.7	2.7	3.6	3.6	-	7.5	12.5	15.0	1,742	2,810	4,450
	7	12	12	12	-	43	2.0	3.5	3.5	3.5	-	7.5	12.5	15.0	1,742	2,810	4,450
	7	9	9	18	-	43	2.0	2.6	2.6	5.2	-	7.5	12.5	15.0	1,742	2,810	4,450
	7	7	12	18	-	44	2.0	2.0	3.4	5.1	-	7.5	12.5	15.0	1,742	2,810	4,450
	9	12	12	12	-	45	2.5	3.3	3.3	3.3	-	7.5	12.5	15.0	1,742	2,810	4,450
	9	9	9	18	-	45	2.5	2.5	2.5	5.0	-	7.5	12.5	15.0	1,742	2,810	4,450
	7	7	7	24	-	45	1.9	1.9	1.9	6.7	-	7.5	12.5	15.0	1,742	2,810	4,450
	7	9	12	18	-	46	1.9	2.4	3.3	4.9	-	7.5	12.5	15.0	1,742	2,810	4,450
	7	7	9	24	-	47	1.9	1.9	2.4	6.4	-	7.5	12.5	15.0	1,742	2,810	4,450
	12	12	12	12	-	48	3.1	3.1	3.1	3.1	-	7.5	12.5	15.0	1,742	2,810	4,450
	9	9	12	18	-	48	2.3	2.3	3.1	4.7	-	7.5	12.5	15.0	1,742	2,810	4,450
	7	12	12	18	-	49	1.8	3.1	3.1	4.6	-	7.5	12.5	15.0	1,742	2,810	4,450
	7	9	9	24	-	49	1.8	2.3	2.3	6.1	-	7.5	12.5	15.0	1,742	2,810	4,450
	7	7	12	24	-	50	1.8	1.8	3.0	6.0	-	7.5	12.5	15.0	1,742	2,810	4,450
	7	7	18	18	-	50	1.8	1.8	4.5	4.5	-	7.5	12.5	15.0	1,742	2,810	4,450
	9	12	12	18	-	51	2.2	2.9	2.9	4.4	-	7.5	12.5	15.0	1,742	2,810	4,450
	9	9	9	24	-	51	2.2	2.2	2.2	5.9	-	7.5	12.5	15.0	1,742	2,810	4,450
	7	9	12	24	-	52	1.7	2.2	2.9	5.8	-	7.5	12.5	15.0	1,742	2,810	4,450
	9	9	12	24	-	54	2.1	2.1	2.8	5.6	-	7.5	12.5	15.0	1,742	2,810	4,450
	9	9	18	18	-	54	2.1	2.1	4.2	4.2	-	7.5	12.5	15.0	1,742	2,810	4,450
	12	12	12	18	-	54	2.8	2.8	2.8	4.2	-	7.5	12.5	15.0	1,742	2,810	4,450
	7	12	12	24	-	55	1.6	2.7	2.7	5.5	-	7.5	12.5	15.0	1,742	2,810	4,450
	7	12	18	18	-	55	1.6	2.7	4.1	4.1	-	7.5	12.5	15.0	1,742	2,810	4,450
	7	7	18	24	-	56	1.6	1.6	4.0	5.4	-	7.5	12.5	15.0	1,742	2,810	4,450
	9	12	12	24	-	57	2.0	2.6	2.6	5.3	-	7.5	12.5	15.0	1,742	2,810	4,450
	9	12	18	18	-	57	2.0	2.6	3.9	3.9	-	7.5	12.5	15.0	1,742	2,810	4,450
	7	9	18	24	-	58	1.5	1.9	3.9	5.2	-	7.5	12.5	15.0	1,742	2,810	4,450
	9	9	18	24	-	60	1.9	1.9	3.8	5.0	-	7.5	12.5	15.0	1,742	2,810	4,450
	12	12	12	24	-	60	2.5	2.5	2.5	5.0	-	7.5	12.5	15.0	1,742	2,810	4,450
	12	12	18	18	-	60	2.5	2.5	3.8	3.8	-	7.5	12.5	15.0	1,742	2,810	4,450
	7	12	18	24	-	61	1.4	2.5	3.7	4.9	-	7.5	12.5	15.0	1,742	2,810	4,450
	7	18	18	18	-	61	1.4	3.7	3.7	3.7	-	7.5	12.5	15.0	1,742	2,810	4,450
	7	7	24	24	-	62	1.4	1.4	4.8	4.8	-	7.5	12.5	15.0	1,742	2,810	4,450
	9	12	18	24	-	63	1.8	2.4	3.6	4.8	-	7.5	12.5	15.0	1,742	2,810	4,450
	9	18	18	18	-	63	1.8	3.6	3.6	3.6	-	7.5	12.5	15.0	1,742	2,810	4,450
	7	9	24	24	-	64	1.4	1.8	4.7	4.7	-	7.5	12.5	15.0	1,742	2,810	4,450
	9	9	24	24	-	66	1.7	1.7	4.5	4.5	-	7.5	12.5	15.0	1,742	2,810	4,450
	12	12	18	24	-	66	2.3	2.3	3.4	4.5	-	7.5	12.5	15.0	1,742	2,810	4,450
	12	18	18	18	-	66	2.3	3.4	3.4	3.4	-	7.5	12.5	15.0	1,742	2,810	4,450
	7	12	24	24	-	67	1.3	2.2	4.5	4.5	-	7.5	12.5	15.0	1,742	2,810	4,450
	7	18	18	24	-	67	1.3	3.4	3.4	4.5	-	7.5	12.5	15.0	1,742	2,810	4,450
	9	12	24	24	-	69	1.6	2.2	4.3	43	-	7.5	12.5	15.0	1,742	2,810	4,450
	9	18	18	24	-	69	1.6	3.3	3.3	4.3	-	7.5	12.5	15.0	1,742	2,810	4,450
	12	12	24	24	-	72	2.1	2.1	4.2	4.2	-	7.5	12.5	15.0	1,742	2,810	4,450
	12	18	18	24	-	72	2.1	3.1	3.1	4.2	-	7.5	12.5	15.0	1,742	2,810	4,450
	18	18	18	18	-	72	3.1	3.1	3.1	3.1	-	7.5	12.5	15.0	1,742	2,810	4,450
5Unit	7	7	7	7	7	35	2.3	2.3	2.3	2.3	2.3	6.8	11.3	13.5	1,519	2,450	3,994
	7	7	7	7	9	37	2.3	2.3	2.3	2.3	2.9	7.2	11.9	14.3	1,606	2,590	4,222
	7	7	7	9	9	39	2.2	2.2	2.2	2.9	2.9	7.5	12.5	15.0	1,742	2,810	4,450
	7	7	7	7	12	40	2.2	2.2	2.2	2.2	3.8	7.5	12.5	15.0	1,742	2,810	4,450
	7	7	9	9	9	41	2.1	2.1	2.7	2.7	2.7	7.5	12.5	15.0	1,742	2,810	4,450
	7	7	7	9	12	42	2.1	2.1	2.1	2.7	3.6	7.5	12.5	15.0	1,742	2,810	4,450
	7	9	9	9	9	43	2.0	2.6	2.6	2.6	2.6	7.5	12.5	15.0	1,742	2,810	4,450
	7	7	9	9	12	44	2.0	2.0	2.6	2.6	3.4	7.5	12.5	15.0	1,742	2,810	4,450
	9	9	9	9	9	45	2.5	2.5	2.5	2.5	2.5	7.5	12.5	15.0	1,742	2,810	4,450

UHXM110MA1

Operation	Combination (kW)						Heating										
							Each Capacity (kW)					Total Capacity (kW)			Total Input (W)		
	UNIT-A	UNIT-B	UNIT-C	UNIT-D	UNIT-E	Total	UNIT-A	UNIT-B	UNIT-C	UNIT-D	UNIT-E	Min	Rated	Max	Min	Rated	Max
5Unit	7	7	7	7	18	46	1.9	1.9	1.9	1.9	4.9	7.5	12.5	15.0	1,742	2,810	4,450
	7	9	9	9	12	46	1.9	2.4	2.4	2.4	3.3	7.5	12.5	15.0	1,742	2,810	4,450
	7	7	9	12	12	47	1.9	1.9	2.4	3.2	3.2	7.5	12.5	15.0	1,742	2,810	4,450
	9	9	9	9	12	48	2.3	2.3	2.3	2.3	3.1	7.5	12.5	15.0	1,742	2,810	4,450
	7	7	7	12	12	45	1.9	1.9	1.9	3.3	3.3	7.5	12.5	15.0	1,742	2,810	4,450
	7	7	7	9	18	48	1.8	1.8	1.8	2.3	4.7	7.5	12.5	15.0	1,742	2,810	4,450
	7	9	9	12	12	49	1.8	2.3	2.3	3.1	3.1	7.5	12.5	15.0	1,742	2,810	4,450
	7	7	12	12	12	50	1.8	1.8	3.0	3.0	3.0	7.5	12.5	15.0	1,742	2,810	4,450
	7	7	9	9	18	50	1.8	1.8	2.3	2.3	4.5	7.5	12.5	15.0	1,742	2,810	4,450
	9	9	9	12	12	51	2.2	2.2	2.2	2.9	2.9	7.5	12.5	15.0	1,742	2,810	4,450
	7	7	7	12	18	51	1.7	1.7	1.7	2.9	4.4	7.5	12.5	15.0	1,742	2,810	4,450
	7	9	12	12	12	52	1.7	2.2	2.9	2.9	2.9	7.5	12.5	15.0	1,742	2,810	4,450
	7	9	9	9	18	52	1.7	2.2	2.2	2.2	4.3	7.5	12.5	15.0	1,742	2,810	4,450
	7	7	7	7	24	52	1.7	1.7	1.7	1.7	5.8	7.5	12.5	15.0	1,742	2,810	4,450
	7	7	9	12	18	53	1.7	1.7	2.1	2.8	4.2	7.5	12.5	15.0	1,742	2,810	4,450
	7	7	7	9	24	54	1.6	1.6	1.6	2.1	5.6	7.5	12.5	15.0	1,742	2,810	4,450
	9	9	9	9	18	54	2.1	2.1	2.1	2.1	4.2	7.5	12.5	15.0	1,742	2,810	4,450
	9	9	12	12	12	54	2.1	2.1	2.8	2.8	2.8	7.5	12.5	15.0	1,742	2,810	4,450
	7	9	9	12	18	55	1.6	2.0	2.0	2.7	4.1	7.5	12.5	15.0	1,742	2,810	4,450
	7	12	12	12	12	55	1.6	2.7	2.7	2.7	2.8	7.5	12.5	15.0	1,742	2,810	4,450
	7	7	9	9	24	56	1.6	1.6	2.0	2.0	5.4	7.5	12.5	15.0	1,742	2,810	4,450
	7	7	12	12	18	56	1.6	1.6	2.4	2.8	4.0	7.5	12.5	15.0	1,742	2,810	4,450
	7	7	7	12	24	57	1.5	1.5	1.5	2.6	5.3	7.5	12.5	15.0	1,742	2,810	4,450
	7	7	7	18	18	57	1.5	1.5	1.5	3.9	3.9	7.5	12.5	15.0	1,742	2,810	4,450
	9	9	9	12	18	57	2.0	2.0	2.0	2.6	3.9	7.5	12.5	15.0	1,742	2,810	4,450
	9	12	12	12	12	57	2.0	2.6	2.6	2.6	2.6	7.5	12.5	15.0	1,742	2,810	4,450
	7	9	9	9	24	58	1.5	1.9	1.9	1.9	5.2	7.5	12.5	15.0	1,742	2,810	4,450
	7	9	12	12	18	58	1.5	1.9	2.6	2.6	3.9	7.5	12.5	15.0	1,742	2,810	4,450
	7	9	12	24	24	59	1.5	1.5	1.9	2.5	5.1	7.5	12.5	15.0	1,742	2,810	4,450
	7	7	9	18	18	59	1.5	1.5	1.9	3.8	3.8	7.5	12.5	15.0	1,742	2,810	4,450
	9	9	9	9	24	60	1.9	1.9	1.9	1.9	5.0	7.5	12.5	15.0	1,742	2,810	4,450
	9	9	12	12	18	60	1.9	1.9	2.5	2.5	3.8	7.5	12.5	15.0	1,742	2,810	4,450
	12	12	12	12	12	60	2.5	2.5	2.5	2.5	2.5	7.5	12.5	15.0	1,742	2,810	4,450
	7	9	9	12	24	61	1.4	1.8	1.8	2.5	4.9	7.5	12.5	15.0	1,742	2,810	4,450
	7	9	9	18	18	61	1.4	1.8	1.8	3.7	3.7	7.5	12.5	15.0	1,742	2,810	4,450
	7	12	12	12	18	61	1.4	2.4	2.5	2.5	3.7	7.5	12.5	15.0	1,742	2,810	4,450
	7	7	12	12	24	62	1.4	1.4	1.4	2.4	4.8	7.5	12.5	15.0	1,742	2,810	4,450
	7	7	12	18	18	62	1.4	1.4	1.4	3.6	3.6	7.5	12.5	15.0	1,742	2,810	4,450
	9	9	9	12	224	63	1.8	1.8	1.8	2.4	4.8	7.5	12.5	15.0	1,742	2,810	4,450
	9	9	9	18	18	63	1.8	1.8	1.8	3.6	3.6	7.5	12.5	15.0	1,742	2,810	4,450
	9	12	12	12	18	63	1.8	2.4	2.4	2.4	3.6	7.5	12.5	15.0	1,742	2,810	4,450
	7	9	12	12	24	64	1.4	1.8	2.3	2.3	4.7	7.5	12.5	15.0	1,742	2,810	4,450
	7	9	12	18	18	64	1.4	1.8	2.3	3.5	3.5	7.5	12.5	15.0	1,742	2,810	4,450
	7	7	9	18	24	65	1.3	1.3	1.7	3.5	4.6	7.5	12.5	15.0	1,742	2,810	4,450
	9	9	12	12	24	66	1.7	1.7	2.3	2.3	4.5	7.5	12.5	15.0	1,742	2,810	4,450
	9	9	12	18	18	66	1.7	1.7	2.3	3.4	3.4	7.5	12.5	15.0	1,742	2,810	4,450
	12	12	12	12	18	66	2.3	2.3	2.3	2.3	3.4	7.5	12.5	15.0	1,742	2,810	4,450
	7	9	9	18	24	67	1.3	1.7	1.7	3.4	4.5	7.5	12.5	15.0	1,742	2,810	4,450
	7	12	12	12	24	67	1.3	2.2	2.2	2.2	4.5	7.5	12.5	15.0	1,742	2,810	4,450
	7	12	12	18	18	67	1.3	2.2	2.2	3.4	3.4	7.5	12.5	15.0	1,742	2,810	4,450
	7	7	12	18	24	68	1.3	1.3	2.2	3.3	4.4	7.5	12.5	15.0	1,742	2,810	4,450
	9	12	12	12	24	69	1.6	2.2	2.2	2.2	4.3	7.5	12.5	15.0	1,742	2,810	4,450
	9	12	12	18	18	69	1.6	2.2	2.2	3.3	3.3	7.5	12.5	15.0	1,742	2,810	4,450
	7	9	18	18	18	70	1.3	1.6	3.2	3.2	3.2	7.5	12.5	15.0	1,742	2,810	4,450
	7	7	9	24	24	71	1.2	1.2	1.6	4.2	4.2	7.5	12.5	15.0	1,742	2,810	4,450
	9	9	12	18	24	72	1.6	1.6	2.1	3.1	4.2	7.5	12.5	15.0	1,742	2,810	4,450
	9	9	18	18	18	72	1.6	1.6	3.1	3.1	3.1	7.5	12.5	15.0	1,742	2,810	4,450
	12	12	12	12	24	72	2.0	2.1	2.1	2.1	4.2	7.5	12.5	15.0	1,742	2,810	4,450
	12	12	12	18	18	72	2.0	2.1	2.1	3.1	3.1	7.5	12.5	15.0	1,742	2,810	4,450

Note :

1. Cooling Capacity is based on : indoor temp.27°CDB, 19°CWB ; outdoor temp. 35°CDB
2. Heating Capacity is based on : indoor temp.20°CDB ; outdoor temp. 7°CDB, 6°CWB
3. The total ability of connected a indoor unit is up to 14kW
4. At least two indoor units should be connected.

For more information visit
lg.com/au