LG
Life's Good

VRF SYSTEMS

LG Air Conditioning Technologies

ABOUT LG

About LG Electronics Canada

LG Electronics Canada, Inc., based in Toronto, Ontario, is the Canadian subsidiary of LG Electronics, Inc., a $48 billion global force and technology leader in consumer electronics, home appliances and mobile communications. LG Electronics, named an ENERGY STAR® Partner of the Year for many years, sells a range of stylish and innovative home entertainment products, mobile phones, home appliances, commercial displays, air conditioning systems and solar energy solutions in Canada, all under LG's "Life's Good" marketing theme. For more news and information on LG Electronics, please visit www.lg.ca.

LG Electronics Canada Air Conditioning Technologies

The LG Electronics Canada Air Conditioning Technologies business is based in Toronto, Ontario. LG is a leading player in the global air conditioning market, manufacturing both commercial and residential air conditioners and providing total sustainability and building management solutions. From consumer and individual units to industrial and specialized air conditioning systems, LG provides a wide range of products for heating, ventilating and air conditioning. For more information, please visit www.lgvrf.ca.

ABOUT LG VRF

A Variable Refrigerant Flow (VRF) system is a single refrigerant circuit that connects many indoor units to one outdoor unit. VRF is a superior way to heat and cool any space, providing improved humidity control, individual set points per indoor unit, and a very quiet comfort experience. In the heat recovery configuration, VRF also allows for heating and cooling simultaneously in different zones, further enhancing energy savings and increasing occupant comfort. Energy efficient and easy to design, install, and maintain; a VRF system has low life cycle cost compared to other systems on the market today.

Why LG VRF?

The benefits are numerous: less piping for installers, energy efficiency for owners, and modern indoor units that complement every setting. Sound levels of LG VRF products are among the lowest in the industry, so units can be installed where noise is an issue. Inverter scroll compressors manufactured by LG optimize system energy efficiency.

With the addition of LGRED° heating capability, the Multi V™ 5 provides continuous operational performance with heating down to -22˚F and cooling up to 122˚F for all units with no additional accessories or modifications to the equipment, making it a robust solution for all climates.

LGRED°
Powerful Heat Technology
RELIABLE TO EXTREME DEGREES

MULTI V™ 5

1. High Elevation Piping Distances



2. Optimized Heat Recovery Piping

- **Flexible piping layout** reduces materials and labor costs during installation
- **LG Heat Recovery Unit (HRU)** is quiet, compact, lightweight, and does not need condensate drains[1]
- **Configured for fully independent heating and cooling,** ensuring occupant comfort

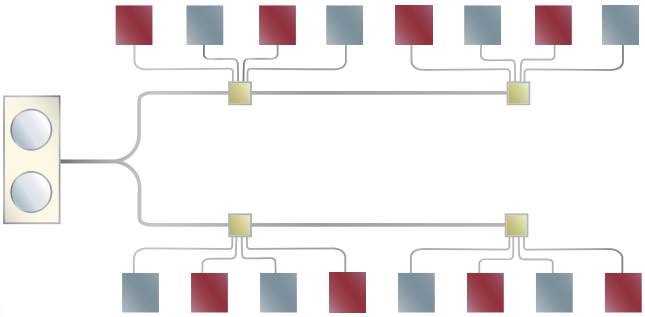

3. Operation Range

- **Industry-leading operation ranges** without additional accessories or performance deficits:
  - Heating: -22˚F to 61˚F WB
  - Cooling: 5˚F to 122˚F DB
  - Simultaneous Cooling: 14˚F to 81˚F DB

LGRED°
Powerful Heat Technology
RELIABLE TO EXTREME DEGREES

4. Quiet Operation

- **Quiet indoor unit operation** down to 23 dB(A), comparable to the sound of rustling leaves

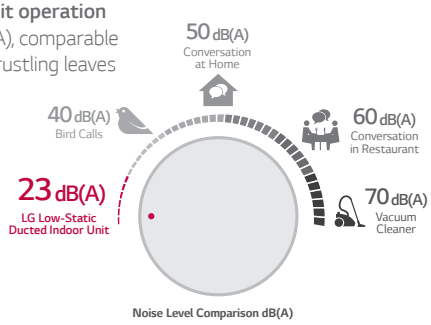

1. Down to 31 dB(A). See page 44 for HRU specification details.

LG VRF ADVANTAGES

Efficiency

Advanced features for superior efficiency

- **Advanced Smart Load Control**
  Automatically adjusts system target pressures based on outdoor temperature and humidity for increased cooling performance.
- **Active Refrigerant Control**
  Depending on the operating mode and conditions, the system refrigerant level is automatically adjusted for increased part load and heating efficiency.
- **Variable Path Heat Exchanger**
  Depending on the operating mode and conditions, both the refrigerant flow path and velocity are adjusted for improved efficiency.
- **Advanced PCB Cooling**
  Improved cooling performance of the inverter PCB by using liquid refrigerant instead of heat sink cooling methods.

Design Flexibility

- **Higher-Elevation Piping Technology**
  More floors with fewer systems. LG Multi V™ 5 eliminates the need to invest in extra systems and saves on installation. Enjoy no heating capacity losses due to long pipe length.
- **Compact & Lightweight**
  More indoor zones, less outdoor space. When space or access is at a premium, Multi V 5 offers significant cost advantages on large projects.
- **LG Inverter Scroll**
  Innovative high side-shell design creates a more compact unit providing the same capacity output, with greater reliability in cold climates.
- **HiPOR™ (High-Pressure Oil Return)**
  Oil is returned to the compressor through a separate inlet pipe, ensuring that compressor energy is used to compress refrigerant only.
- **Smart Oil Control**
  Eliminates timed oil-return cycles and takes hours off of the time required to return oil compared to systems that use a timed oil-recovery cycle.
- **Intelligent Heating**
  By monitoring the outdoor humidity, system target pressures can be reduced to extend heating operation, delay defrost operation and reduce power consumption.

Performance

Expansive operating range in cooling and heating without adding accessories

- LG Multi V 5 uses vapor injection technology for improved heating performance in ambient conditions as low as -22˚F.
- Using a variable path heat exchanger, LG Multi V™ 5 performs in low ambient conditions to provide cooling down to 5˚F.

Comfort

- **Quiet Operation**
  Multi V indoor units are among the quietest in the industry, with rated sound levels as low as 23dB(A). In addition to temperature, airflow and dehumidification, extremely low sound levels contribute to a relaxing environment.
- **Individualized Zone Control**
  Multi V systems allow the user to control the space to the exact temperature desired. This further enhances comfort while promoting reduced power consumption.
- **Indoor Air Quality**
  All Multi V indoor units incorporate a reusable, washable filter. Since distribution and return ducts are not required for this system, dust and duct mold accumulation are reduced, contributing to improved indoor air quality.

TRAINING & RECOGNITION

Training

The LG Canada Air Conditioning division is headquarteredin Toronto, Ontario, along with a full training academy. Since 2013, our academies have trained hundreds on the advantages of LG air conditioning systems. World class trainers with years of experience teach classes with topics covering everything from installation to service for the full range of LG air conditioning products.

Service Tools

As part of our commitment to innovation, LG has developed innovative ways to enhance the service technician's experience during routine maintenance or service with these tools:

- **LG Monitoring View (LGMV)** Software and Mobile App both connect to LG Multi V Systems to allow technicians to troubleshoot accurately and evaluate equipment performance by interfacing directly with the unit. The software provides an accurate picture of an operating system without the need to check system temperatures manually, access the refrigerant circuit for system pressures, or perform time-consuming resistance and voltage tests. This service tool provides the most effective troubleshooting method for LG Multi V equipment.

MULTI V™ 5
MULTI V™ S
MULTI V™ WATER 5
MULTI V™ WATER IV
LG
MULTI V. IV

TABLE OF CONTENTS

AIR SOURCE

Multi V™ 5 with LGRED° 13

Multi V™ S 28

WATER SOURCE

Multi V™ Water 5 575V 32

Multi V™ Water IV Heat Pump 35

Multi V™ Water IV Heat Recovery 42

AIR TECHNOLOGIES

Energy Recovery Ventilator (ERV) 48

Outside Air Unit (OAU) 49

Air Handling Unit (AHU) Conversion Kits 50

OUTDOOR UNIT ACCESSORIES

Heat Recovery Unit 52

Accessories 53

OUTDOOR UNIT
Lineup

	System Type		Frames	2	3	4	5	6	8	10	12
Air Source	Multi V™ 5 LGRED° Powerful Heat Technology RELIABLE TO EXTREME DEGREES	• Heat Pump and Heat Recovery in the same chassis • Available in 575V, 208/230V and 460V						● ● 208V & 460V			
								● ● 575V Only	● ●	● ●	● ●
	Multi V™ S	• Heat Pump or Heat Recovery Systems • Single Phase 208/230V		●	●	●	● ●				
	Multi V™ S LGRED° Powerful Heat Technology RELIABLE TO EXTREME DEGREES	• Heat Pump or Heat Recovery Systems • Single Phase			● ●	● ●					
Water Source	Multi V™ Water IV	• Heat Pump or Heat Recovery Systems • Available in 208/230V and 460V						● ●	● ●	● ●	● ●
	Multi V™ Water 5	• Heat Pump and Heat Recovery in the same chassis • Availabe in 575V						● ●	● ●	● ●	● ●

● = Heat Pump
● = Heat Recovery
Unit : Tons

14	16	18	20	22	24	26	28	30	32	34	36	38	40	42	48
● ●	● ●	● ●	● ●												
				● ●	● ●	● ●	● ●	● ●	● ●	● ●					
											● ●	● ●	● ●	● ●	
	● ● 460V Only														
	● ● 208V Only		● ●		● ●		● ● 460V Only								
							● ● 208V Only				● ●		● ● 460V Only		● ● 460V Only
	● ●														
			● ●		● ●		● ●								
											● ●		● ●		● ●

INDOOR UNIT Lineup

LG indoor units offer a wide range of styles and features to fit all of your cooling and heating needs. With cassettes that mount flush to the ceiling, ducted units that are completely concealed in the ceiling, and LG's award-winning Art Cool Gallery and mirror-finished, wall-mounted units that fit into any décor, the Multi V system offers unparalleled aesthetic design and indoor units to fit into multiple applications.

Chassis			5	7	9	12	15	18
ARTCOOL™	Gallery				●	●		
Standard	Wall Mount		●	●	●	●	●	●
Ceiling Cassette	1-Way			●	●	●		●
	2-Way							●
	4-Way (2'x2')		●	●	●	●	●	●
	4-Way (3'x3')			●	●	●	●	●
Ceiling Concealed Duct	Low Static			●	●	●	●	●
	Mid Static			●	●	●	●	●
	High Static			●	●	●	●	●
Ceiling Suspended	Ceiling Suspended							●
Vertical AHU	Vertical / Horizontal					●		●
Floor Standing	With Case			●	●	●	●	●
	Without Case			●	●	●	●	●
Hydro Kit	Hydro Kit							

Unit : MBh

24	28	30	36	42	48	54	76	96
●		●	●					
●								
●								
●	●		●	●	●			
●								
●	●		●	●	●	●		
●	●		●	●	●		●	●
●			●		●			
●		●	●	●	●	●		
●								
●								
				●			●	●

AIR SOURCE SYSTEMS

MULTI V™ 5

MULTI V 5

Heat Pump and
Heat Recovery
6 to 42 Tons

LGRED°
Powerful Heat Technology
RELIABLE TO EXTREME DEGREES

MULTI V™ S

MULTI V S

Heat Pump and
Heat Recovery
2 to 5 Tons

LGRED°
Powerful Heat Technology
RELIABLE TO EXTREME DEGREES

LGRED°
Powerful Heat Technology
RELIABLE TO EXTREME DEGREES

ARUM***CTE5

Specifications		Unit	ARUM072CTE5	ARUM096CTE5	ARUM121CTE5	ARUM144CTE5
Frames			ARUM072CTE5	ARUM096CTE5	ARUM121CTE5	ARUM144CTE5
Tons			6	8	10	12
Nominal Capacity	Cooling	Btu/h	72,000	96,000	119,700	144,000
	Heating	Btu/h	81,000	108,000	135,000	162,000
Rated Capacity[1]	Cooling	Btu/h	69,000	92,000	114,000	138,000
	Heating	Btu/h	77,000	103,000	129,000	154,000
Power Voltage		V / Hz / ø	575/60/3	575/60/3	575/60/3	575/60/3
Power/Communication Wiring		No x AWG	2 x 18	2 x 18	2 x 18	2 x 18
Operating Range	Cooling	°F	5-122	5-122	5-122	5-122
	Heating	°F	-22 - 61	-22 - 61	-22 - 61	-22 - 61
	Simultaneous Operation[2]	°F	14 - 81	14 - 81	14 - 81	14 - 81
Dimensions (W×D×H)	Body	in	48-13/16 x 66-17/32 x 29-29/32	48-13/16 x 66-17/32 x 29-29/32	48-13/16 x 66-17/32 x 29-29/32	48-13/16 x 66-17/32 x 29-29/32
Weight	Net	lbs	527	527	527	655
	Shipping	lbs	554	554	554	682
Sound Pressure[3]		dB(A)	58.0	58.0	59.0	60.0
Fan (Propeller)		CFM	11,300	11,300	11,300	11,300
Compressor (DC Scroll)	Type		DC Scroll	DC Scroll	DC Scroll	DC Scroll
	Oil Type		PVE/FVC68D	PVE/FVC68D	PVE/FVC68D	PVE/FVC68D
	Quantity		1	1	1	2
Heat Exhanger	Coating		Black Coated Fin™	Black Coated Fin™	Black Coated Fin™	Black Coated Fin™
	Rows/Fins per Inch		2/17	2/17	2/17	3/17
Piping	Liquid Line	in	3/8	3/8	1/2	1/2
	L/P Vapor Line	in	3/4	7/8	1-1/8	1-1/8
	H/P Vapor Line[4]	in	5/8	3/4	3/4	7/8
Refrigerant	Type		R410A	R410A	R410A	R410A
	Charge	lbs	23.2	23.2	23.2	26.5
	Control		EEV	EEV	EEV	EEV
Maximum Number of Indoor Units[5]			13	16	20	24

1. Rated capacity is certified under AHRI Standard 1230. Ratings are subject to change without notice. Current certified ratings are available at www.ahridirectory.org.
2. Temperatures shown are for Simultaneous operation - primarily cooling. The simultaneous operation range (primarily heating) is 14°F to 61°F.
3. Sound pressure levels are tested in an anechoic chamber under ISO Standard 3745.
4. Used in Heat Recovery Systems only.
5. The System Combination Ratio must be between 50 and 130%.
6. Due to our commitment to continued innovation, some specifications may be changed without notification.

MULTI V™ 5 575V

LGRED°
Powerful Heat Technology
RELIABLE TO EXTREME DEGREES

ARUM***CTE5

Specifications		Unit	ARUM168CTE5	ARUM192CTE5	ARUM216CTE5	ARUM241CTE5
Frames			ARUM168CTE5	ARUM192CTE5	ARUM216CTE5	ARUM241CTE5
Tons			14	16	18	20
Nominal Capacity	Cooling	Btu/h	168,000	192,000	216,000	233,100
	Heating	Btu/h	189,000	216,000	243,000	243,000
Rated Capacity[1]	Cooling	Btu/h	160,000	184,000	206,000	222,000
	Heating	Btu/h	180,000	206,000	230,000	230,000
Power Voltage		V / Hz / ø	575/60/3	575/60/3	575/60/3	575/60/3
Power/Communication Wiring		No x AWG	2 x 18	2 x 18	2 x 18	2 x 18
Operating Range	Cooling	°F	5-122	5-122	5-122	5-122
	Heating	°F	-22 - 61	-22 - 61	-22 - 61	-22 - 61
	Simultaneous Operation[2]	°F	14 - 81	14 - 81	14 - 81	14 - 81
Dimensions (W×D×H)	Body	in	48-13/16 x 66-17/32 x 29-29/32	48-13/16 x 66-17/32 x 29-29/32	48-13/16 x 66-17/32 x 29-29/32	48-13/16 x 66-17/32 x 29-29/32
Weight	Net	lbs	655	675	681	681
	Shipping	lbs	682	704	709	709
Sound Pressure[3]		dB(A)	61.0	62.0	64.0	65.0
Fan (Propeller)		CFM	11,300	11,300	11,300	11,300
Compressor (DC Scroll)	Type		DC Scroll	DC Scroll	DC Scroll	DC Scroll
	Oil Type		PVE/FVC68D	PVE/FVC68D	PVE/FVC68D	PVE/FVC68D
	Quantity		2	2	2	2
Heat Exhanger	Coating		Black Coated Fin™	Black Coated Fin™	Black Coated Fin™	Black Coated Fin™
	Rows/Fins per Inch		3/17	3/17	3/17	3/17
Piping	Liquid Line	in	5/8	5/8	5/8	5/8
	L/P Vapor Line	in	1-1/8	1-1/8	1-1/8	1-3/8
	H/P Vapor Line[4]	in	7/8	1-1/8	1-1/8	1-1/8
Refrigerant	Type		R410A	R410A	R410A	R410A
	Charge	lbs	26.5	30.9	37.5	37.5
	Control		EEV	EEV	EEV	EEV
Maximum Number of Indoor Units[5]			29	32	35	39

1. Rated capacity is certified under AHRI Standard 1230. Ratings are subject to change without notice. Current certified ratings are available at www.ahridirectory.org.
2. Temperatures shown are for Simultaneous operation - primarily cooling. The simultaneous operation range (primarily heating) is 14°F to 61°F.
3. Sound pressure levels are tested in an anechoic chamber under ISO Standard 3745.
4. Used in Heat Recovery Systems only.
5. The System Combination Ratio must be between 50 and 130%.
6. Due to our commitment to continued innovation, some specifications may be changed without notification.

MULTI V™ 5 575V

LGRED°
Powerful Heat Technology
RELIABLE TO EXTREME DEGREES

ARUM***CTE5

Specifications		Unit	ARUM264CTE5	ARUM288CTE5	ARUM312CTE5	ARUM336CTE5
Frames			ARUM096CTE5 ARUM168CTE5	ARUM096CTE5 ARUM192CTE5	ARUM096CTE5 ARUM216CTE5	ARUM121CTE5 ARUM216CTE5
Tons			22	24	26	28
Nominal Capacity	Cooling	Btu/h	264,000	288,000	312,000	336,000
	Heating	Btu/h	297,000	324,000	351,000	378,000
Rated Capacity[1]	Cooling	Btu/h	252,000	276,000	298,000	320,000
	Heating	Btu/h	283,000	309,000	333,000	359,000
Power Voltage		V / Hz / ø	575/60/3	575/60/3	575/60/3	575/60/3
Power/Communication Wiring		No x AWG	2 x 18	2 x 18	2 x 18	2 x 18
Operating Range	Cooling	°F	5-122	5-122	5-122	5-122
	Heating	°F	-22 - 61	-22 - 61	-22 - 61	-22 - 61
	Simultaneous Operation[2]	°F	14 - 81	14 - 81	14 - 81	14 - 81
Dimensions (W×D×H)	Body	in	97-5/8 x 66-17/32 x 29-29/32	97-5/8 x 66-17/32 x 29-29/32	97-5/8 x 66-17/32 x 29-29/32	97-5/8 x 66-17/32 x 29-29/32
Weight	Net	lbs	527+655	527+675	527+681	527+681
	Shipping	lbs	554+682	554+704	554+709	554+709
Sound Pressure[3]		dB(A)	63.0	63.0	65.0	65.0
Fan (Propeller)		CFM	22,600	22,600	22,600	22,600
Compressor (DC Scroll)	Type		DC Scroll	DC Scroll	DC Scroll	DC Scroll
	Oil Type		PVE/FVC68D	PVE/FVC68D	PVE/FVC68D	PVE/FVC68D
	Quantity		3	3	3	3
Heat Exhanger	Coating		Black Coated Fin™	Black Coated Fin™	Black Coated Fin™	Black Coated Fin™
	Rows/Fins per Inch		2/17+3/17	2/17+3/17	2/17+3/17	2/17+3/17
Piping	Liquid Line	in	3/8 + 5/8	3/8 + 5/8	3/8 + 5/8	1/2 + 5/8
	L/P Vapor Line	in	7/8 + 1-1/8	7/8 + 1-1/8	7/8 + 1-1/8	1-1/8 + 1-1/8
	H/P Vapor Line[4]	in	3/4 + 7/8	3/4 + 1-1/8	3/4 + 1-1/8	3/4 + 1-1/8
Refrigerant	Type		R410A	R410A	R410A	R410A
	Charge	lbs	23.2+26.5	23.2+30.9	23.2+37.5	23.2+37.5
	Control		EEV	EEV	EEV	EEV
Maximum Number of Indoor Units[5]			42	45	52	55

1. Rated capacity is certified under AHRI Standard 1230. Ratings are subject to change without notice. Current certified ratings are available at www.ahridirectory.org.
2. Temperatures shown are for Simultaneous operation - primarily cooling. The simultaneous operation range (primarily heating) is 14°F to 61°F.
3. Sound pressure levels are tested in an anechoic chamber under ISO Standard 3745.
4. Used in Heat Recovery Systems only.
5. The System Combination Ratio must be between 50 and 130%.
6. Due to our commitment to continued innovation, some specifications may be changed without notification.

MULTI V™ 5 575V

LGRED°
Powerful Heat Technology
RELIABLE TO EXTREME DEGREES

ARUM***CTE5

Specifications		Unit	ARUM360CTE5	ARUM384CTE5	ARUM408CTE5
Frames			ARUM144CTE5 ARUM216CTE5	ARUM168CTE5 ARUM216CTE5	ARUM192CTE5 ARUM216CTE5
Tons			30	32	34
Nominal Capacity	Cooling	Btu/h	360,000	384,000	408,000
	Heating	Btu/h	405,000	432,000	459,000
Rated Capacity[1]	Cooling	Btu/h	344,000	366,000	390,000
	Heating	Btu/h	384,000	410,000	436,000
Power Voltage		V / Hz / ø	575/60/3	575/60/3	575/60/3
Power/Communication Wiring		No x AWG	2 x 18	2 x 18	2 x 18
Operating Range	Cooling	°F	5-122	5-122	5-122
	Heating	°F	-22 - 61	-22 - 61	-22 - 61
	Simultaneous Operation[2]	°F	14 - 81	14 - 81	14 - 81
Dimensions (W×D×H)	Body	in	97-5/8 x 66-17/32 x 29-29/32	97-5/8 x 66-17/32 x 29-29/32	97-5/8 x 66-17/32 x 29-29/32
Weight	Net	lbs	655+681	655+681	675+681
	Shipping	lbs	682+709	682+709	704+709
Sound Pressure[3]		dB(A)	66.0	66.0	66.0
Fan (Propeller)		CFM	22,600	22,600	22,600
Compressor (DC Scroll)	Type		DC Scroll	DC Scroll	DC Scroll
	Oil Type		PVE/FVC68D	PVE/FVC68D	PVE/FVC68D
	Quantity		4	4	4
Heat Exhanger	Coating		Black Coated Fin™	Black Coated Fin™	Black Coated Fin™
	Rows/Fins per Inch		3/17 x 2	3/17 x 2	3/17 x 2
Piping	Liquid Line	in	1/2 + 5/8	5/8 + 5/8	5/8 + 5/8
	L/P Vapor Line	in	1-1/8 + 1-1/8	1-1/8 + 1-1/8	1-1/8 + 1-1/8
	H/P Vapor Line[4]	in	7/8 + 1-1/8	7/8 + 1-1/8	1-1/8 + 1-1/8
Refrigerant	Type		R410A	R410A	R410A
	Charge	lbs	26.5+37.5	26.5+37.5	30.9+37.5
	Control		EEV	EEV	EEV
Maximum Number of Indoor Units[5]			58	61	64

1. Rated capacity is certified under AHRI Standard 1230. Ratings are subject to change without notice. Current certified ratings are available at www.ahridirectory.org.
2. Temperatures shown are for Simultaneous operation - primarily cooling. The simultaneous operation range (primarily heating) is 14°F to 61°F.
3. Sound pressure levels are tested in an anechoic chamber under ISO Standard 3745.
4. Used in Heat Recovery Systems only.
5. The System Combination Ratio must be between 50 and 130%.
6. Due to our commitment to continued innovation, some specifications may be changed without notification.

MULTI V™ 5 575V

LGRED°
Powerful Heat Technology
RELIABLE TO EXTREME DEGREES

ARUM***CTE5

Specifications		Unit	ARUM432CTE5	ARUM456CTE5	ARUM480CTE5	ARUM504CTE5
Frames			ARUM121DTE5 ARUM121DTE5 ARUM192DTE5	ARUM121DTE5 ARUM121DTE5 ARUM216DTE5	ARUM121DTE5 ARUM144DTE5 ARUM216DTE5	ARUM121DTE5 ARUM168DTE5 ARUM216DTE5
Tons			36	38	40	42
Nominal Capacity	Cooling	Btu/h	430,500	455,700	476,700	504,000
	Heating	Btu/h	486,000	513,000	540,000	567,000
Rated Capacity[1]	Cooling	Btu/h	410,000	434,000	454,000	480,000
	Heating	Btu/h	460,000	488,000	513,000	539,000
Power Voltage		V / Hz / ø	575/60/3	575/60/3	575/60/3	575/60/3
Power/Communication Wiring		No x AWG	2 x 18	2 x 18	2 x 18	2 x 18
Operating Range	Cooling	°F	5-122	5-122	5-122	5-122
	Heating	°F	-22 - 61	-22 - 61	-22 - 61	-22 - 61
	Simultaneous Operation[2]	°F	14 - 81	14 - 81	14 - 81	14 - 81
Dimensions (W×D×H)	Body	in	146-7/16 x 66-17/32 x 29-29/32	146-7/16 x 66-17/32 x 29-29/32	146-7/16 x 66-17/32 x 29-29/32	146-7/16 x 66-17/32 x 29-29/32
Weight	Net	lbs	527+527+675	527+527+681	527+655+681	527+655+681
	Shipping	lbs	554+554+704	554+554+709	554+682+709	554+682+709
Sound Pressure[3]		dB(A)	66.0	66.0	67.0	67.0
Fan (Propeller)		CFM	33,900	33,900	33,900	33,900
Compressor (DC Scroll)	Type		DC Scroll	DC Scroll	DC Scroll	DC Scroll
	Oil Type		PVE/FVC68D	PVE/FVC68D	PVE/FVC68D	PVE/FVC68D
	Quantity		4	4	5	5
Heat Exhanger	Coating		Black Coated Fin™	Black Coated Fin™	Black Coated Fin™	Black Coated Fin™
	Rows/Fins per Inch		2/17 x 2 + 3/17	2/17 x 2 + 3/17	2/17 + 3/17 x 2	2/17 + 3/17 x 2
Piping	Liquid Line	in	1/2 + 1/2 + 5/8	1/2 + 1/2 + 5/8	1/2 + 1/2 + 5/8	1/2 + 1/2 + 5/8
	L/P Vapor Line	in	1-1/8 + 1-1/8+ 1-1/8	1-1/8 + 1-1/8+ 1-1/8	1-1/8 + 1-1/8+ 1-1/8	1-1/8 + 1-1/8+ 1-1/8
	H/P Vapor Line[4]	in	3/4 + 3/4 + 1-1/8	3/4 + 3/4 + 1-1/8	3/4 + 7/8 + 1-1/8	3/4 + 7/8 + 1-1/8
Refrigerant	Type		R410A	R410A	R410A	R410A
	Charge	lbs	23.2+23.2+30.9	23.2+23.2+37.5	23.2+26.5+37.5	23.2+26.5+37.5
	Control		EEV	EEV	EEV	EEV
Maximum Number of Indoor Units[5]			64	64	64	64

1. Rated capacity is certified under AHRI Standard 1230. Ratings are subject to change without notice. Current certified ratings are available at www.ahridirectory.org.
2. Temperatures shown are for Simultaneous operation - primarily cooling. The simultaneous operation range (primarily heating) is 14°F to 61°F.
3. Sound pressure levels are tested in an anechoic chamber under ISO Standard 3745.
4. Used in Heat Recovery Systems only.
5. The System Combination Ratio must be between 50 and 130%.
6. Due to our commitment to continued innovation, some specifications may be changed without notification.

MULTI V™ 5 208-230V

LGRED°
Powerful Heat Technology
RELIABLE TO EXTREME DEGREES

ARUM072BTE5

ARUM***BTE5

Specifications		Unit	ARUM072BTE5	ARUM096BTE5	ARUM121BTE5	ARUM144BTE5
Frames			ARUM072BTE5	ARUM096BTE5	ARUM121BTE5	ARUM144BTE5
Tons			6	8	10	12
Nominal Capacity	Cooling	Btu/h	72,000	96,000	119,700	144,000
	Heating	Btu/h	81,000	108,000	135,000	162,000
Rated Capacity[1]	Cooling	Btu/h	69,000	92,000	114,000	138,000
	Heating	Btu/h	77,000	103,000	129,000	152,000
Power Voltage		V / Hz / ø	208-230/60/3	208-230/60/3	208-230/60/3	208-230/60/3
Power/Communication Wiring		No x AWG	2 x 18	2 x 18	2 x 18	2 x 18
Operating Range	Cooling	°F	5-122	5-122	5-122	5-122
	Heating	°F	-22 - 61	-22 - 61	-22 - 61	-22 - 61
	Simultaneous Operation[2]	°F	14 - 81	14 - 81	14 - 81	14 - 81
Dimensions (W×H×D)	Body	in	36-5/8 x 66-17/32 x 29-29/32	48-13/16 x 66-17/32 x 29-29/32	48-13/16 x 66-17/32 x 29-29/32	48-13/16 x 66-17/32 x 29-29/32
Weight	Net	lbs	430	507	507	639
	Shipping	lbs	452	534	534	666
Sound Pressure[3]		dB(A)	58.0	58.0	59.0	60.0
Fan (Propeller)		CFM	8,470	11,300	11,300	11,300
Compressor (DC Scroll)	Type		DC Scroll	DC Scroll	DC Scroll	DC Scroll
	Oil Type		PVE/FVC68D	PVE/FVC68D	PVE/FVC68D	PVE/FVC68D
	Quantity		1	1	1	2
Heat Exhanger	Coating		Black Coated Fin™	Black Coated Fin™	Black Coated Fin™	Black Coated Fin™
	Rows/Fins per Inch		2/17	2/17	2/17	3/17
Piping	Liquid Line	in	3/8	3/8	1/2	1/2
	L/P Vapor Line	in	3/4	7/8	1-1/8	1-1/8
	H/P Vapor Line[4]	in	5/8	3/4	3/4	7/8
Refrigerant	Type		R410A	R410A	R410A	R410A
	Charge	lbs	14.3	23.2	23.2	26.5
	Control		EEV	EEV	EEV	EEV
Maximum Number of Indoor Units[5]			13	16	20	24

1. Rated capacity is certified under AHRI Standard 1230. Ratings are subject to change without notice. Current certified ratings are available at www.ahridirectory.org.
2. Temperatures shown are for Simultaneous operation - primarily cooling. The simultaneous operation range (primarily heating) is 14°F to 61°F.
3. Sound pressure levels are tested in an anechoic chamber under ISO Standard 3745.
4. Used in Heat Recovery Systems only.
5. The System Combination Ratio must be between 50 and 130%.
6. Due to our commitment to continued innovation, some specifications may be changed without notification.

MULTI V™ 5 208-230V

LGRED°
Powerful Heat Technology
RELIABLE TO EXTREME DEGREES

ARUM***BTE5

Specifications		Unit	ARUM168BTE5	ARUM192BTE5	ARUM216BTE5	ARUM241BTE5
Frames			ARUM168BTE5	ARUM192BTE5	ARUM216BTE5	ARUM241BTE5
Tons			14	16	18	20
Nominal Capacity	Cooling	Btu/h	168,000	192,000	216,000	233,100
	Heating	Btu/h	189,000	216,000	243,000	243,000
Rated Capacity[1]	Cooling	Btu/h	160,000	184,000	206,000	222,000
	Heating	Btu/h	180,000	206,000	230,000	230,000
Power Voltage		V / Hz / ø	208-230/60/3	208-230/60/3	208-230/60/3	208-230/60/3
Power/Communication Wiring		No x AWG	2 x 18	2 x 18	2 x 18	2 x 18
Operating Range	Cooling	°F	5-122	5-122	5-122	5-122
	Heating	°F	-22 - 61	-22 - 61	-22 - 61	-22 - 61
	Simultaneous Operation[2]	°F	14 - 81	14 - 81	14 - 81	14 - 81
Dimensions (W×H×D)	Body	in	48-13/16 x 66-17/32 x 29-29/32	48-13/16 x 66-17/32 x 29-29/32	48-13/16 x 66-17/32 x 29-29/32	48-13/16 x 66-17/32 x 29-29/32
Weight	Net	lbs	639	659	666	666
	Shipping	lbs	666	688	694	694
Sound Pressure[3]		dB(A)	61.0	62.0	64.0	65.0
Fan (Propeller)		CFM	11,300	11,300	11,300	11,300
Compressor (DC Scroll)	Type		DC Scroll	DC Scroll	DC Scroll	DC Scroll
	Oil Type		PVE/FVC68D	PVE/FVC68D	PVE/FVC68D	PVE/FVC68D
	Quantity		2	2	2	2
Heat Exhanger	Coating		Black Coated Fin™	Black Coated Fin™	Black Coated Fin™	Black Coated Fin™
	Rows/Fins per Inch		3/17	3/17	3/17	3/17
Piping	Liquid Line	in	5/8	5/8	5/8	5/8
	L/P Vapor Line	in	1-1/8	1-1/8	1-1/8	1-3/8
	H/P Vapor Line[4]	in	7/8	1-1/8	1-1/8	1-1/8
Refrigerant	Type		R410A	R410A	R410A	R410A
	Charge	lbs	26.5	30.9	37.5	37.5
	Control		EEV	EEV	EEV	EEV
Maximum Number of Indoor Units[5]			29	32	35	39

1. Rated capacity is certified under AHRI Standard 1230. Ratings are subject to change without notice. Current certified ratings are available at www.ahridirectory.org.
2. Temperatures shown are for Simultaneous operation - primarily cooling. The simultaneous operation range (primarily heating) is 14°F to 61°F.
3. Sound pressure levels are tested in an anechoic chamber under ISO Standard 3745.
4. Used in Heat Recovery Systems only.
5. The System Combination Ratio must be between 50 and 130%.
6. Due to our commitment to continued innovation, some specifications may be changed without notification.

MULTI V™ 5 208-230V

LGRED°
Powerful Heat Technology
RELIABLE TO EXTREME DEGREES

ARUM***BTE5

Specifications		Unit	ARUM264BTE5	ARUM288BTE5	ARUM312BTE5	ARUM336BTE5
Frames			ARUM096BTE5 ARUM168BTE5	ARUM096BTE5 ARUM192BTE5	ARUM096BTE5 ARUM216BTE5	ARUM121BTE5 ARUM216BTE5
Tons			22	24	26	28
Nominal Capacity	Cooling	Btu/h	264,000	288,000	312,000	336,000
	Heating	Btu/h	297,000	324,000	351,000	378,000
Rated Capacity[1]	Cooling	Btu/h	252,000	276,000	298,000	320,000
	Heating	Btu/h	282,000	308,000	332,000	358,000
Power Voltage		V / Hz / ø	208-230/60/3	208-230/60/3	208-230/60/3	208-230/60/3
Power/Communication Wiring		No x AWG	2 x 18	2 x 18	2 x 18	2 x 18
Operating Range	Cooling	°F	5-122	5-122	5-122	5-122
	Heating	°F	-22 - 61	-22 - 61	-22 - 61	-22 - 61
	Simultaneous Operation[2]	°F	14 - 81	14 - 81	14 - 81	14 - 81
Dimensions (W×H×D)	Body	in	97-5/8 x 66-17/32 x 29-29/32	97-5/8 x 66-17/32 x 29-29/32	97-5/8 x 66-17/32 x 29-29/32	97-5/8 x 66-17/32 x 29-29/32
Weight	Net	lbs	507+639	507+659	507+666	507+666
	Shipping	lbs	534+666	534+688	534+694	534+694
Sound Pressure[3]		dB(A)	63.0	63.0	65.0	65.0
Fan (Propeller)		CFM	22,600	22,600	22,600	22,600
Compressor (DC Scroll)	Type		DC Scroll	DC Scroll	DC Scroll	DC Scroll
	Oil Type		PVE/FVC68D	PVE/FVC68D	PVE/FVC68D	PVE/FVC68D
	Quantity		3	3	3	3
Heat Exhanger	Coating		Black Coated Fin™	Black Coated Fin™	Black Coated Fin™	Black Coated Fin™
	Rows/Fins per Inch		2/17+3/17	2/17+3/17	2/17+3/17	2/17+3/17
Piping	Liquid Line	in	3/8 + 5/8	3/8 + 5/8	3/8 + 5/8	1/2 + 5/8
	L/P Vapor Line	in	7/8 + 1-1/8	7/8 + 1-1/8	7/8 + 1-1/8	1-1/8 + 1-1/8
	H/P Vapor Line[4]	in	3/4 + 7/8	3/4 + 1-1/8	3/4 + 1-1/8	3/4 + 1-1/8
Refrigerant	Type		R410A	R410A	R410A	R410A
	Charge	lbs	23.2+26.5	23.2+30.9	23.2+37.5	23.2+37.5
	Control		EEV	EEV	EEV	EEV
Maximum Number of Indoor Units[5]			42	45	52	55

1. Rated capacity is certified under AHRI Standard 1230. Ratings are subject to change without notice. Current certified ratings are available at www.ahridirectory.org.
2. Temperatures shown are for Simultaneous operation - primarily cooling. The simultaneous operation range (primarily heating) is 14°F to 61°F.
3. Sound pressure levels are tested in an anechoic chamber under ISO Standard 3745.
4. Used in Heat Recovery Systems only.
5. The System Combination Ratio must be between 50 and 130%.
6. Due to our commitment to continued innovation, some specifications may be changed without notification.

MULTI V™ 5 208-230V

LGRED°
Powerful Heat Technology
RELIABLE TO EXTREME DEGREES

ARUM***BTE5

Specifications		Unit	ARUM360BTE5	ARUM384BTE5	ARUM408BTE5
Frames			ARUM144BTE5 ARUM216BTE5	ARUM168BTE5 ARUM216BTE5	ARUM192BTE5 ARUM216BTE5
Tons			30	32	34
Nominal Capacity	Cooling	Btu/h	360,000	384,000	408,000
	Heating	Btu/h	405,000	432,000	459,000
Rated Capacity[1]	Cooling	Btu/h	344,000	366,000	390,000
	Heating	Btu/h	384,000	410,000	434,000
Power Voltage		V / Hz / ø	208-230/60/3	208-230/60/3	208-230/60/3
Power/Communication Wiring		No x AWG	2 x 18	2 x 18	2 x 18
Operating Range	Cooling	˚F	5-122	5-122	5-122
	Heating	˚F	-22 - 61	-22 - 61	-22 - 61
	Simultaneous Operation[2]	˚F	14 - 81	14 - 81	14 - 81
Dimensions (W×H×D)	Body	in	97-5/8 x 66-17/32 x 29-29/32	97-5/8 x 66-17/32 x 29-29/32	97-5/8 x 66-17/32 x 29-29/32
Weight	Net	lbs	639+666	639+666	659+666
	Shipping	lbs	666+694	666+694	688+694
Sound Pressure[3]		dB(A)	66.0	66.0	66.0
Fan (Propeller)		CFM	22,600	22,600	22,600
Compressor (DC Scroll)	Type		DC Scroll	DC Scroll	DC Scroll
	Oil Type		PVE/FVC68D	PVE/FVC68D	PVE/FVC68D
	Quantity		4	4	4
Heat Exhanger	Coating		Black Coated Fin™	Black Coated Fin™	Black Coated Fin™
	Rows/Fins per Inch		3/17 x 2	3/17 x 2	3/17 x 2
Piping	Liquid Line	in	1/2 + 5/8	5/8 + 5/8	5/8 + 5/8
	L/P Vapor Line	in	1-1/8 + 1-1/8	1-1/8 + 1-1/8	1-1/8 + 1-1/8
	H/P Vapor Line[4]	in	7/8 + 1-1/8	7/8 + 1-1/8	1-1/8 + 1-1/8
Refrigerant	Type		R410A	R410A	R410A
	Charge	lbs	26.5+37.5	26.5+37.5	30.9+37.5
	Control		EEV	EEV	EEV
Maximum Number of Indoor Units[5]			58	61	64

1. Rated capacity is certified under AHRI Standard 1230. Ratings are subject to change without notice. Current certified ratings are available at www.ahridirectory.org.
2. Temperatures shown are for Simultaneous operation - primarily cooling. The simultaneous operation range (primarily heating) is 14°F to 61°F.
3. Sound pressure levels are tested in an anechoic chamber under ISO Standard 3745.
4. Used in Heat Recovery Systems only.
5. The System Combination Ratio must be between 50 and 130%.
6. Due to our commitment to continued innovation, some specifications may be changed without notification.

MULTI V™ 5 208-230V

LGRED°
Powerful Heat Technology
RELIABLE TO EXTREME DEGREES

ARUM***BTE5

Specifications		Unit	ARUM432BTE5	ARUM456BTE5	ARUM480BTE5	ARUM504BTE5
Frames			ARUM121BTE5 ARUM121BTE5 ARUM192BTE5	ARUM121BTE5 ARUM121BTE5 ARUM216BTE5	ARUM121BTE5 ARUM144BTE5 ARUM216BTE5	ARUM121BTE5 ARUM168BTE5 ARUM216BTE5
Tons			36	38	40	42
Nominal Capacity	Cooling	Btu/h	430,500	455,700	476,700	504,000
	Heating	Btu/h	486,000	513,000	540,000	567,000
Rated Capacity[1]	Cooling	Btu/h	410,000	434,000	454,000	480,000
	Heating	Btu/h	460,000	484,000	510,000	534,000
Power Voltage		V / Hz / ø	208-230/60/3	208-230/60/3	208-230/60/3	208-230/60/3
Power/Communication Wiring		No x AWG	2 x 18	2 x 18	2 x 18	2 x 18
Operating Range	Cooling	°F	5-122	5-122	5-122	5-122
	Heating	°F	-22 - 61	-22 - 61	-22 - 61	-22 - 61
	Simultaneous Operation[2]	°F	14 - 81	14 - 81	14 - 81	14 - 81
Dimensions (W×H×D)	Body	in	146-7/16 x 66-17/32 x 29-29/32	146-7/16 x 66-17/32 x 29-29/32	146-7/16 x 66-17/32 x 29-29/32	146-7/16 x 66-17/32 x 29-29/32
Weight	Net	lbs	507+507+659	507+507+666	507+639+666	507+639+666
	Shipping	lbs	507+507+688	534+534+694	534+666+694	534+666+694
Sound Pressure[3]		dB(A)	66.0	66.0	67.0	67.0
Fan (Propeller)		CFM	33,900	33,900	33,900	33,900
Compressor (DC Scroll)	Type		DC Scroll	DC Scroll	DC Scroll	DC Scroll
	Oil Type		PVE/FVC68D	PVE/FVC68D	PVE/FVC68D	PVE/FVC68D
	Quantity		4	4	5	5
Heat Exhanger	Coating		Black Coated Fin™	Black Coated Fin™	Black Coated Fin™	Black Coated Fin™
	Rows/Fins per Inch		2/17 x 2 + 3/17	2/17 x 2 + 3/17	2/17 + 3/17 x 2	2/17 + 3/17 x 2
Piping	Liquid Line	in	1/2 + 1/2 + 5/8	1/2 + 1/2 + 5/8	1/2 + 1/2 + 5/8	1/2 + 1/2 + 5/8
	L/P Vapor Line	in	1-1/8 + 1-1/8+ 1-1/8	1-1/8 + 1-1/8+ 1-1/8	1-1/8 + 1-1/8+ 1-1/8	1-1/8 + 1-1/8+ 1-1/8
	H/P Vapor Line[4]	in	3/4 + 3/4 + 1-1/8	3/4 + 3/4 + 1-1/8	3/4 + 7/8 + 1-1/8	3/4 + 7/8 + 1-1/8
Refrigerant	Type		R410A	R410A	R410A	R410A
	Charge	lbs	23.2+23.2+30.9	23.2+23.2+37.5	23.2+26.5+37.5	23.2+26.5+37.5
	Control		EEV	EEV	EEV	EEV
Maximum Number of Indoor Units[5]			64	64	64	64

1. Rated capacity is certified under AHRI Standard 1230. Ratings are subject to change without notice. Current certified ratings are available at www.ahridirectory.org.
2. Temperatures shown are for Simultaneous operation - primarily cooling. The simultaneous operation range (primarily heating) is 14°F to 61°F.
3. Sound pressure levels are tested in an anechoic chamber under ISO Standard 3745.
4. Used in Heat Recovery Systems only.
5. The System Combination Ratio must be between 50 and 130%.
6. Due to our commitment to continued innovation, some specifications may be changed without notification.

MULTI V™ 5 460V

LGRED°
Powerful Heat Technology
RELIABLE TO EXTREME DEGREES

ARUM072DTE5

ARUM***DTE5

Specifications		Unit	ARUM072DTE5	ARUM096DTE5	ARUM121DTE5	ARUM144DTE5
Frames			ARUM072DTE5	ARUM096DTE5	ARUM121DTE5	ARUM144DTE5
Tons			6	8	10	12
Nominal Capacity	Cooling	Btu/h	72,000	96,000	119,700	144,000
	Heating	Btu/h	81,000	108,000	135,000	162,000
Rated Capacity[1]	Cooling	Btu/h	69,000	92,000	114,000	138,000
	Heating	Btu/h	77,000	103,000	129,000	152,000
Power Voltage		V / Hz / ø	460/60/3	460/60/3	460/60/3	460/60/3
Power/Communication Wiring		No x AWG	2 x 18	2 x 18	2 x 18	2 x 18
Operating Range	Cooling	°F	5-122	5-122	5-122	5-122
	Heating	°F	-22 - 61	-22 - 61	-22 - 61	-22 - 61
	Simultaneous Operation[2]	°F	14 - 81	14 - 81	14 - 81	14 - 81
Dimensions (W×H×D)	Body	in	36-5/8 x 66-17/32 x 29-29/32	48-13/16 x 66-17/32 x 29-29/32	48-13/16 x 66-17/32 x 29-29/32	48-13/16 x 66-17/32 x 29-29/32
Weight	Net	lbs	430	507	507	639
	Shipping	lbs	452	534	534	666
Sound Pressure[3]		dB(A)	58.0	58.0	59.0	60.0
Fan (Propeller)		CFM	8,470	11,300	11,300	11,300
Compressor (DC Scroll)	Type		DC Scroll	DC Scroll	DC Scroll	DC Scroll
	Oil Type		PVE/FVC68D	PVE/FVC68D	PVE/FVC68D	PVE/FVC68D
	Quantity		1	1	1	2
Heat Exhanger	Coating		Black Coated Fin™	Black Coated Fin™	Black Coated Fin™	Black Coated Fin™
	Rows/Fins per Inch		2/17	2/17	2/17	3/17
Piping	Liquid Line	in	3/8	3/8	1/2	1/2
	L/P Vapor Line	in	3/4	7/8	1-1/8	1-1/8
	H/P Vapor Line[4]	in	5/8	3/4	3/4	7/8
Refrigerant	Type		R410A	R410A	R410A	R410A
	Charge	lbs	14.3	23.2	23.2	26.5
	Control		EEV	EEV	EEV	EEV
Maximum Number of Indoor Units[5]			13	16	20	24

1. Rated capacity is certified under AHRI Standard 1230. Ratings are subject to change without notice. Current certified ratings are available at www.ahridirectory.org.
2. Temperatures shown are for Simultaneous operation - primarily cooling. The simultaneous operation range (primarily heating) is 14°F to 61°F.
3. Sound pressure levels are tested in an anechoic chamber under ISO Standard 3745.
4. Used in Heat Recovery Systems only.
5. The System Combination Ratio must be between 50 and 130%.
6. Due to our commitment to continued innovation, some specifications may be changed without notification.

MULTI V™ 5 460V

LGRED°
Powerful Heat Technology
RELIABLE TO EXTREME DEGREES

ARUM***DTE5

Specifications		Unit	ARUM168DTE5	ARUM192DTE5	ARUM216DTE5	ARUM241DTE5
Frames			ARUM168DTE5	ARUM192DTE5	ARUM216DTE5	ARUM241DTE5
Tons			14	16	18	20
Nominal Capacity	Cooling	Btu/h	168,000	192,000	216,000	233,100
	Heating	Btu/h	189,000	216,000	243,000	243,000
Rated Capacity[1]	Cooling	Btu/h	160,000	184,000	206,000	222,000
	Heating	Btu/h	180,000	206,000	230,000	230,000
Power Voltage		V / Hz / ø	460/60/3	460/60/3	460/60/3	460/60/3
Power/Communication Wiring		No x AWG	2 x 18	2 x 18	2 x 18	2 x 18
Operating Range	Cooling	°F	5-122	5-122	5-122	5-122
	Heating	°F	-22 - 61	-22 - 61	-22 - 61	-22 - 61
	Simultaneous Operation[2]	°F	14 - 81	14 - 81	14 - 81	14 - 81
Dimensions (W×H×D)	Body	in	48-13/16 x 66-17/32 x 29-29/32	48-13/16 x 66-17/32 x 29-29/32	48-13/16 x 66-17/32 x 29-29/32	48-13/16 x 66-17/32 x 29-29/32
Weight	Net	lbs	639	659	666	666
	Shipping	lbs	666	688	694	694
Sound Pressure[3]		dB(A)	61.0	62.0	64.0	65.0
Fan (Propeller)		CFM	11,300	11,300	11,300	11,300
Compressor (DC Scroll)	Type		DC Scroll	DC Scroll	DC Scroll	DC Scroll
	Oil Type		PVE/FVC68D	PVE/FVC68D	PVE/FVC68D	PVE/FVC68D
	Quantity		2	2	2	2
Heat Exhanger	Coating		Black Coated Fin™	Black Coated Fin™	Black Coated Fin™	Black Coated Fin™
	Rows/Fins per Inch		3/17	3/17	3/17	3/17
Piping	Liquid Line	in	5/8	5/8	5/8	5/8
	L/P Vapor Line	in	1-1/8	1-1/8	1-1/8	1-3/8
	H/P Vapor Line[4]	in	7/8	1-1/8	1-1/8	1-1/8
Refrigerant	Type		R410A	R410A	R410A	R410A
	Charge	lbs	26.5	30.9	37.5	37.5
	Control		EEV	EEV	EEV	EEV
Maximum Number of Indoor Units[5]			29	32	35	39

1. Rated capacity is certified under AHRI Standard 1230. Ratings are subject to change without notice. Current certified ratings are available at www.ahridirectory.org.
2. Temperatures shown are for Simultaneous operation - primarily cooling. The simultaneous operation range (primarily heating) is 14°F to 61°F.
3. Sound pressure levels are tested in an anechoic chamber under ISO Standard 3745.
4. Used in Heat Recovery Systems only.
5. The System Combination Ratio must be between 50 and 130%.
6. Due to our commitment to continued innovation, some specifications may be changed without notification.

MULTI V™ 5 460V

LGRED°
Powerful Heat Technology
RELIABLE TO EXTREME DEGREES

ARUM***DTE5

Specifications		Unit	ARUM264DTE5	ARUM288DTE5	ARUM312DTE5	ARUM336DTE5
Frames			ARUM096DTE5 ARUM168DTE5	ARUM096DTE5 ARUM192DTE5	ARUM096DTE5 ARUM216DTE5	ARUM121DTE5 ARUM216DTE5
Tons			22	24	26	28
Nominal Capacity	Cooling	Btu/h	264,000	288,000	312,000	336,000
	Heating	Btu/h	297,000	324,000	351,000	378,000
Rated Capacity[1]	Cooling	Btu/h	252,000	276,000	298,000	320,000
	Heating	Btu/h	282,000	308,000	332,000	358,000
Power Voltage		V / Hz / ø	460/60/3	460/60/3	460/60/3	460/60/3
Power/Communication Wiring		No x AWG	2 x 18	2 x 18	2 x 18	2 x 18
Operating Range	Cooling	°F	5-122	5-122	5-122	5-122
	Heating	°F	-22 - 61	-22 - 61	-22 - 61	-22 - 61
	Simultaneous Operation[2]	°F	14 - 81	14 - 81	14 - 81	14 - 81
Dimensions (W×H×D)	Body	in	97-5/8 x 66-17/32 x 29-29/32	97-5/8 x 66-17/32 x 29-29/32	97-5/8 x 66-17/32 x 29-29/32	97-5/8 x 66-17/32 x 29-29/32
Weight	Net	lbs	507+639	507+659	507+666	507+666
	Shipping	lbs	534+666	534+688	534+694	534+694
Sound Pressure[3]		dB(A)	63.0	63.0	65.0	65.0
Fan (Propeller)		CFM	22,600	22,600	22,600	22,600
Compressor (DC Scroll)	Type		DC Scroll	DC Scroll	DC Scroll	DC Scroll
	Oil Type		PVE/FVC68D	PVE/FVC68D	PVE/FVC68D	PVE/FVC68D
	Quantity		3	3	3	3
Heat Exhanger	Coating		Black Coated Fin™	Black Coated Fin™	Black Coated Fin™	Black Coated Fin™
	Rows/Fins per Inch		2/17+3/17	2/17+3/17	2/17+3/17	2/17+3/17
Piping	Liquid Line	in	3/8 + 5/8	3/8 + 5/8	3/8 + 5/8	1/2 + 5/8
	L/P Vapor Line	in	7/8 + 1-1/8	7/8 + 1-1/8	7/8 + 1-1/8	1-1/8 + 1-1/8
	H/P Vapor Line[4]	in	3/4 + 7/8	3/4 + 1-1/8	3/4 + 1-1/8	3/4 + 1-1/8
Refrigerant	Type		R410A	R410A	R410A	R410A
	Charge	lbs	23.2+26.5	23.2+30.9	23.2+37.5	23.2+37.5
	Control		EEV	EEV	EEV	EEV
Maximum Number of Indoor Units[5]			42	45	52	55

1. Rated capacity is certified under AHRI Standard 1230. Ratings are subject to change without notice. Current certified ratings are available at www.ahridirectory.org.
2. Temperatures shown are for Simultaneous operation - primarily cooling. The simultaneous operation range (primarily heating) is 14°F to 61°F.
3. Sound pressure levels are tested in an anechoic chamber under ISO Standard 3745.
4. Used in Heat Recovery Systems only.
5. The System Combination Ratio must be between 50 and 130%.
6. Due to our commitment to continued innovation, some specifications may be changed without notification.

MULTI V™ 5 460V

LGRED°
Powerful Heat Technology
RELIABLE TO EXTREME DEGREES

ARUM***DTE5

Specifications		Unit	ARUM360DTE5	ARUM384DTE5	ARUM408DTE5
Frames			ARUM144DTE5 ARUM216DTE5	ARUM168DTE5 ARUM216DTE5	ARUM192DTE5 ARUM216DTE5
Tons			30	32	34
Nominal Capacity	Cooling	Btu/h	360,000	384,000	408,000
	Heating	Btu/h	405,000	432,000	459,000
Rated Capacity[1]	Cooling	Btu/h	344,000	366,000	390,000
	Heating	Btu/h	384,000	410,000	434,000
Power Voltage		V / Hz / ø	460/60/3	460/60/3	460/60/3
Power/Communication Wiring		No x AWG	2 x 18	2 x 18	2 x 18
Operating Range	Cooling	°F	5-122	5-122	5-122
	Heating	°F	-22 - 61	-22 - 61	-22 - 61
	Simultaneous Operation[2]	°F	14 - 81	14 - 81	14 - 81
Dimensions (W×H×D)	Body	in	97-5/8 x 66-17/32 x 29-29/32	97-5/8 x 66-17/32 x 29-29/32	97-5/8 x 66-17/32 x 29-29/32
Weight	Net	lbs	639+666	639+666	659+666
	Shipping	lbs	666+694	666+694	688+694
Sound Pressure[3]		dB(A)	66.0	66.0	66.0
Fan (Propeller)		CFM	22,600	22,600	22,600
Compressor (DC Scroll)	Type		DC Scroll	DC Scroll	DC Scroll
	Oil Type		PVE/FVC68D	PVE/FVC68D	PVE/FVC68D
	Quantity		4	4	4
Heat Exhanger	Coating		Black Coated Fin™	Black Coated Fin™	Black Coated Fin™
	Rows/Fins per Inch		3/17 x 2	3/17 x 2	3/17 x 2
Piping	Liquid Line	in	1/2 + 5/8	5/8 + 5/8	5/8 + 5/8
	L/P Vapor Line	in	1-1/8 + 1-1/8	1-1/8 + 1-1/8	1-1/8 + 1-1/8
	H/P Vapor Line[4]	in	7/8 + 1-1/8	7/8 + 1-1/8	1-1/8 + 1-1/8
Refrigerant	Type		R410A	R410A	R410A
	Charge	lbs	26.5+37.5	26.5+37.5	30.9+37.5
	Control		EEV	EEV	EEV
Maximum Number of Indoor Units[5]			58	61	64

1. Rated capacity is certified under AHRI Standard 1230. Ratings are subject to change without notice. Current certified ratings are available at www.ahridirectory.org.
2. Temperatures shown are for Simultaneous operation - primarily cooling. The simultaneous operation range (primarily heating) is 14°F to 61°F.
3. Sound pressure levels are tested in an anechoic chamber under ISO Standard 3745.
4. Used in Heat Recovery Systems only.
5. The System Combination Ratio must be between 50 and 130%.
6. Due to our commitment to continued innovation, some specifications may be changed without notification.

MULTI V™ 5 460V

LGRED°
Powerful Heat Technology
RELIABLE TO EXTREME DEGREES

ARUM***DTE5

Specifications		Unit	ARUM432DTE5	ARUM456DTE5	ARUM480DTE5	ARUM504DTE5
Frames			ARUM121DTE5 ARUM121DTE5 ARUM192DTE5	ARUM121DTE5 ARUM121DTE5 ARUM216DTE5	ARUM121DTE5 ARUM144DTE5 ARUM216DTE5	ARUM121DTE5 ARUM168DTE5 ARUM216DTE5
Tons			36	38	40	42
Nominal Capacity	Cooling	Btu/h	430,500	455,700	476,700	504,000
	Heating	Btu/h	486,000	513,000	540,000	567,000
Rated Capacity[1]	Cooling	Btu/h	410,000	434,000	454,000	480,000
	Heating	Btu/h	460,000	484,000	510,000	534,000
Power Voltage		V / Hz / ø	460/60/3	460/60/3	460/60/3	460/60/3
Power/Communication Wiring		No x AWG	2 x 18	2 x 18	2 x 18	2 x 18
Operating Range	Cooling	°F	5-122	5-122	5-122	5-122
	Heating	°F	-22 - 61	-22 - 61	-22 - 61	-22 - 61
	Simultaneous Operation[2]	°F	14 - 81	14 - 81	14 - 81	14 - 81
Dimensions (W×H×D)	Body	in	146-7/16 x 66-17/32 x 29-29/32	146-7/16 x 66-17/32 x 29-29/32	146-7/16 x 66-17/32 x 29-29/32	146-7/16 x 66-17/32 x 29-29/32
Weight	Net	lbs	507+507+659	507+507+666	507+639+666	507+639+666
	Shipping	lbs	534+534+688	534+534+694	534+666+694	534+666+694
Sound Pressure[3]		dB(A)	66.0	66.0	67.0	67.0
Fan (Propeller)		CFM	33,900	33,900	33,900	33,900
Compressor (DC Scroll)	Type		DC Scroll	DC Scroll	DC Scroll	DC Scroll
	Oil Type		PVE/FVC68D	PVE/FVC68D	PVE/FVC68D	PVE/FVC68D
	Quantity		4	4	5	5
Heat Exhanger	Coating		Black Coated Fin™	Black Coated Fin™	Black Coated Fin™	Black Coated Fin™
	Rows/Fins per Inch		2/17 x 2 + 3/17	2/17 x 2 + 3/17	2/17 + 3/17 x 2	2/17 + 3/17 x 2
Piping	Liquid Line	in	1/2 + 1/2 + 5/8	1/2 + 1/2 + 5/8	1/2 + 1/2 + 5/8	1/2 + 1/2 + 5/8
	L/P Vapor Line	in	1-1/8 + 1-1/8+ 1-1/8	1-1/8 + 1-1/8+ 1-1/8	1-1/8 + 1-1/8+ 1-1/8	1-1/8 + 1-1/8+ 1-1/8
	H/P Vapor Line[4]	in	3/4 + 3/4 + 1-1/8	3/4 + 3/4 + 1-1/8	3/4 + 7/8 + 1-1/8	3/4 + 7/8 + 1-1/8
Refrigerant	Type		R410A	R410A	R410A	R410A
	Charge	lbs	23.2+23.2+30.9	23.2+23.2+37.5	23.2+26.5+37.5	23.2+26.5+37.5
	Control		EEV	EEV	EEV	EEV
Maximum Number of Indoor Units[5]			64	64	64	64

1. Rated capacity is certified under AHRI Standard 1230. Ratings are subject to change without notice. Current certified ratings are available at www.ahridirectory.org.
2. Cooling range with the Low Ambient Baffle Kit (sold separately) is -9.9°F to +122°F.
3. Sound pressure levels are tested in an anechoic chamber under ISO Standard 3745.
4. The System Combination Ratio must be between 50 and 130%.
5. Due to our commitment to continued innovation, some specifications may be changed without notification.

MULTI V™ S LGRED

MULTI V™ S
HEAT PUMP AND HEAT RECOVERY

LGRED°
Powerful Heat Technology
RELIABLE TO EXTREME DEGREES

ARUM***GSS5

Specifications		Unit	ARUM036GSS5	ARUM048GSS5
Tons			3	4
Nominal Capacity	Cooling	Btu/h	36,000	48,000
	Heating	Btu/h	42,000	54,000
Rated Capacity[1]	Cooling	Btu/h	36,000	48,000
	Heating	Btu/h	42,000	54,000
Power Voltage		V / Hz / ø	208-230 / 60 / 1	208-230 / 60 / 1
Power/Communication Wiring		No x AWG	2 x 18	2 x 18
Operating Range	Cooling[2]	°F	23 - 122	23 - 122
	Heating	°F	-13 - 61	-13 - 61
Dimensions (W×D×H)	Body	in	37-13/32 x 13 x 54-11/32	37-13/32 x 13 x 54-11/32
Weight	Net	lbs	263	263
	Shipping	lbs	294	294
Sound Pressure[3]		dB(A)	53	54
Fan (Axial Flow Fan)		CFM	4,238	4,238
Compressor	Type		HS Scroll	HS Scroll
	Oil Type		FVC68D	FVC68D
	Quantity		1	1
Heat Exhanger	Coating		Black Fin	Black Fin
	Rows/Fins per Inch		3 Rows / 14 FPI	3 Rows / 14 FPI
Piping	Liquid Line	in	3/8	3/8
	H/P Vapor Line	in	3/4	3/4
	L/P Vapor Line	in	5/8	5/8
Refrigerant	Type		R410a	R410a
	Charge	lbs	7.7	7.7
	Control		EEV / IDU	EEV / IDU
Maximum Number of Indoor Units[4]			6	8

1. Rated capacity is certified under AHRI Standard 1230. Ratings are subject to change without notice. Current certified ratings are available at www.ahridirectory.org.
2. Cooling range with the Low Ambient Baffle Kit (sold separately) is -9.9°F to +122°F.
3. Sound pressure levels are tested in an anechoic chamber under ISO Standard 3745.
4. The System Combination Ratio must be between 50 and 130%.
5. Due to our commitment to continued innovation, some specifications may be changed without notification.

MULTI V™ S HEAT PUMP

ARUN***GSS4

Specifications		Unit	ARUN024GSS4	ARUN038GSS4	ARUN048GSS4	ARUN060GSS4
Tons			2	3	4	5
Nominal Capacity	Cooling	Btu/h	24,000	39,500	50,000	60,000
	Heating	Btu/h	27,000	44,000	56,500	64,000
Rated Capacity[1]	Cooling	Btu/h	24,000	38,000	48,000	60,000
	Heating	Btu/h	27,000	42,000	54,500	64,000
Power Voltage		V / Hz / ø	208-230/60/1	208-230/60/1	208-230/60/1	208-230/60/1
Power/Communication Wiring		No x AWG	2 x 18	2 x 18	2 x 18	2 x 18
Operating Range	Cooling[2]	°F	23 - 122	23 - 122	23 - 122	23 - 122
	Heating	°F	-4 - 61	-4 - 61	-4 - 61	-13 - 61
Dimensions (W×H×D)	Body	in	37-13/32 x 32-27/32 x 13	37-13/32 x 54-11/32 x 13	37-13/32 x 54-11/32 x 13	37-13/32 x 54-11/32 x 13
Weight	Net	lbs	159	207	207	256
	Shipping	lbs	176	218	218	284
Sound Pressure[3]		dB(A)	50	50	51	57
Fan (Axial Flow Fan)		CFM	2,119	3,885	3,885	3,885
Compressor	Type		DC Inverter Twin Rotary	DC Inverter Twin Rotary	DC Inverter Twin Rotary	Scroll Inverter
	Oil Type		PVE/FVC68D	PVE/FVC68D	PVE/FVC68D	PVE/FVC68D
	Quantity		1	1	1	1
Heat Exhanger	Coating		Gold Fin / Hydrophillic	Gold Fin / Hydrophillic	Gold Fin / Hydrophillic	Gold Fin / Hydrophillic
	Rows/Fins per Inch		2/14	2/14	2/14	3/14
Piping	Liquid Line	in	3/8	3/8	3/8	3/8
	Vapor Line	in	5/8	5/8	5/8	3/4
Refrigerant	Type		R410A	R410A	R410A	R410A
	Charge	lbs	4.0	6.6	6.6	7.7
	Control		EEV	EEV	EEV	EEV
Maximum Number of Indoor Units[4]			4	6	8	12

1. Rated capacity is certified under AHRI Standard 1230. Ratings are subject to change without notice. Current certified ratings are available at www.ahridirectory.org.
2. Cooling range with the Low Ambient Baffle Kit (sold separately) is -9.9°F to +122°F.
3. Sound pressure levels are tested in an anechoic chamber under ISO Standard 3745.
4. The System Combination Ratio must be between 50 and 130%.
5. Due to our commitment to continued innovation, some specifications may be changed without notification.

MULTI V™ S HEAT RECOVERY

ARUB060GSS4

Specifications		Unit	ARUB060GSS4
Tons			5
Nominal Capacity	Cooling	Btu/h	60,000
	Heating	Btu/h	64,000
Rated Capacity[1]	Cooling	Btu/h	60,000
	Heating	Btu/h	64,000
Power Voltage		V / Hz / ø	208-230/60/1
Power/Communication Wiring		No x AWG	2 x 18
Operating Range	Cooling[2]	°F	23 - 122
	Heating	°F	-13 - 61
Dimensions (W×H×D)	Body	in	37-13/32 x 54-11/32 x 13
Weight	Net	lbs	256
	Shipping	lbs	284
Sound Pressure[3]		dB(A)	57
Fan (Axial Flow Fan)		CFM	3,885
Compressor	Type		Inverter Scroll
	Oil Type		PVE/FVC68D
	Quantity		1
Heat Exhanger	Coating		Gold Fin / Hydrophillic
	Rows/Fins per Inch		3/14
Piping	Liquid Line	in	3/8
	H/P Vapor Line	in	5/8
	L/P Vapor Line	in	3/4
Refrigerant	Type		R410A
	Charge	lbs	7.7
	Control		EEV
Maximum Number of Indoor Units[4]			12

1. Rated capacity is certified under AHRI Standard 1230. Ratings are subject to change without notice. Current certified ratings are available at www.ahridirectory.org.
2. Cooling range with the Low Ambient Baffle Kit (sold separately) is -9.9°F to +122°F.
3. Sound pressure levels are tested in an anechoic chamber under ISO Standard 3745.
4. The System Combination Ratio must be between 50 and 130%.
5. Due to our commitment to continued innovation, some specifications may be changed without notification.

WATER SOURCE SYSTEMS

LG Multi V Water IV installation at Decorah High School, Decorah, Iowa

MULTI V™ WATER 5

MULTI V WATER 5 575V

Heat Pump & Heat Recovery

6 to 48 Tons

MULTI V WATER IV

Heat Pump & Heat Recovery

6 to 48 Tons

MULTI V™ WATER 5 575V

ARWM***CAS5

Specifications		Unit	ARWM072CAS5	ARWM096CAS5	ARWM121CAS5	ARWM144CAS5	ARWM192CAS5
Frames			ARWM072CAS5	ARWM096CAS5	ARWM121CAS5	ARWM144CAS5	ARWM192CAS5
Tons			6	8	10	12	16
Nominal Capacity	Cooling	Btu/h	72,000	96,000	119,700	144,000	192,000
	Heating	Btu/h	81,000	108,000	135,000	162,000	216,000
Power Voltage		V / Hz / ø	575 / 60 / 3	575 / 60 / 3	575 / 60 / 3	575 / 60 / 3	575 / 60 / 3
Power/Communication Wiring		No x AWG	2 x 18	2 x 18	2 x 18 AWG	2 x 18 AWG	2 x 18 AWG
Dimensions (W×H×D)	Body	in	30-3/8 x 44-1/8 x 21-1/2	30-3/8 x 44-1/8 x 21-1/2	30-3/8 x 44-1/8 x 21-1/2	30-3/8 x 44-1/8 x 21-1/2	30-3/8 x 44-1/8 x 21-1/2
Weight	Net	lbs	348	348	348	348	348
	Shipping	lbs	370	370	370	370	370
Sound Pressure[2]		dB(A)	46	48	54	54	58
Water Temperature Range[3,4]	Cooling	°F	23 - 113	23 - 113	23 - 113	23 - 113	23 - 113
	Heating	°F	14 - 113	14 - 113	14 - 113	14 - 113	14 - 113
	Synchronous Operation		23 - 113	23 - 113	23 - 113	23 - 113	23 - 113
Compressor (DC Scroll)	Type		HSS DC Scroll	HSS DC Scroll	HSS DC Scroll	HSS DC Scroll	HSS DC Scroll
	Oil Type		PVE/FVC68D	PVE/FVC68D	PVE/FVC68D	PVE/FVC68D	PVE/FVC68D
	Quantity		1	1	1	1	1
Heat Exhanger	Type		Stainless Steel Plate	Stainless Steel Plate	Stainless Steel Plate	Stainless Steel Plate	Stainless Steel Plate
	Flow Rate Nominal	GPM	20.3	25.4	30.4	35.5	50.7
	Pressure Drop	ft wg	2.34	3.51	4.94	6.50	12.61
Piping	Liquid Line	in	3/8	3/8	1/2	1/2	5/8
	L/P Vapor Line	in	3/4	7/8	1-1/8	1-1/8	1-1/8
	H/P Vapor Line	in	5/8	3/4	3/4	7/8	1-1/8
Refrigerant	Type		R410a	R410a	R410a	R410a	R410a
	Charge	lbs	9.9	9.9	9.9	9.9	9.9
	Control		EEV / IDU	EEV / IDU	EEV / IDU	EEV / IDU	EEV / IDU
Maximum Number of Indoor Units[3]			13	16	20	23	32

1. Sound pressure levels are tested in an anechoic chamber under ISO Standard 3745.
2. The System Combination Ratio must be between 50 and 130%.
3. When entering water temperature in cooling mode is lower than 59°F, variable water flow control kit PWFCKN000 is required.
4. When entering water temperature is lower than 50°F, water solution must be minimum 45% antifreeze.
5. Due to our commitment to continued innovation, some specifications may be changed without notification.

MULTI V™ WATER 5 575V

ARWM***CAS5

Specifications		Unit	ARUM240CAS5	ARWM288CAS5	ARWM336CAS5
Frames			ARWM096CAS5 ARWM144CAS5	ARWM144CAS5 ARWM144CAS5	ARWM144CAS5 ARWM192CAS5
Tons			20.0 Ton	24.0 Ton	28.0 Ton
Nominal Capacity	Cooling	Btu/h	239,400	287,700	336,000
	Heating	Btu/h	269,000	324,000	378,000
Power Voltage		V / Hz / ø	575 / 60 / 3	575 / 60 / 3	575 / 60 / 3
Power/Communication Wiring		No x AWG	2 x 18	2 x 18	2 x 18
Dimensions (W×H×D)	Body	in	30-3/8 x 44-1/8 x 21-1/2 (x2)	30-3/8 x 44-1/8 x 21-1/2 (x2)	30-3/8 x 44-1/8 x 21-1/2 (x2)
Weight	Net	lbs	348 x 2	348 x 2	348 x 2
	Shipping	lbs	370 x 2	370 x 2	370 x 2
Sound Pressure[2]		dB(A)	55	57	59
Water Temperature Range[3,4]	Cooling	˚F	23 - 113	23 - 113	23 - 113
	Heating	˚F	14 - 113	14 - 113	14 - 113
	Synchronous Operation		23 - 113	23 - 113	23 - 113
Compressor (DC Scroll)	Type		HSS DC Scroll	HSS DC Scroll	HSS DC Scroll
	Oil Type		PVE/FVC68D	PVE/FVC68D	PVE/FVC68D
	Quantity		2	2	2
Heat Exhanger	Type		Stainless Steel Plate	Stainless Steel Plate	Stainless Steel Plate
	Flow Rate Nominal	GPM	25.4 + 35.5	35.5 + 35.5	35.5 + 50.7
	Pressure Drop	ft wg	3.51 + 6.50	6.50 + 6.50	6.50 + 12.61
Piping	Liquid Line	in	3/8 + 1/2	1/2 + 1/2	1/2 + 5/8
	L/P Vapor Line	in	7/8 + 1-1/8	1-1/8 + 1-1/8	1-1/8 + 1-1/8
	H/P Vapor Line	in	3/4 + 7/8	7/8 + 7/8	7/8 + 1-1/8
Refrigerant	Type		R410a	R410a	R410a
	Charge	lbs	9.9 + 9.9	9.9 + 9.9	9.9 + 9.9
	Control		EEV / IDU	EEV / IDU	EEV / IDU
Maximum Number of Indoor Units[3]			39	45	55

1. Sound pressure levels are tested in an anechoic chamber under ISO Standard 3745.
2. The System Combination Ratio must be between 50 and 130%.
3. When entering water temperature in cooling mode is lower than 59°F, variable water flow control kit PWFCKN000 is required.
4. When entering water temperature is lower than 50°F, water solution must be minimum 45% antifreeze.
5. Due to our commitment to continued innovation, some specifications may be changed without notification.

MULTI V™ WATER 5 575V

ARWM***CAS5

Specifications		Unit	ARWM432CAS5	ARWM288CAS5	ARWM576CAS5
Frames			ARWM144CAS5 ARWM144CAS5 ARWM144CAS5	ARWM144CAS5 ARWM144CAS5 ARWM192CAS5	ARWM192CAS5 ARWM192CAS5 ARWM192CAS5
Tons			36.0 Ton	40.0 Ton	48.0 Ton
Nominal Capacity	Cooling	Btu/h	430,500	472,500	571,200
	Heating	Btu/h	486,000	536,000	642,000
Power Voltage		V / Hz / ø	575 / 60 / 3	575 / 60 / 3	575 / 60 / 3
Power/Communication Wiring		No x AWG	2 x 18	2 x 18	2 x 18
Dimensions (W×H×D)	Body	in	30-3/8 x 44-1/8 x 21-1/2 (x3)	30-3/8 x 44-1/8 x 21-1/2 (x3)	30-3/8 x 44-1/8 x 21-1/2 (x2)
Weight	Net	lbs	348 x 3	348 x 3	348 x 3
	Shipping	lbs	370 x 3	370 x 3	370 x 3
Sound Pressure[2]		dB(A)	59	61	63
Water Temperature Range[3,4]	Cooling	°F	23 - 113	23 - 113	23 - 113
	Heating	°F	14 - 113	14 - 113	14 - 113
	Synchronous Operation		23 - 113	23 - 113	23 - 113
Compressor (DC Scroll)	Type		HSS DC Scroll	HSS DC Scroll	HSS DC Scroll
	Oil Type		PVE/FVC68D	PVE/FVC68D	PVE/FVC68D
	Quantity		3	3	3
Heat Exhanger	Type		Stainless Steel Plate	Stainless Steel Plate	Stainless Steel Plate
	Flow Rate Nominal	GPM	35.5 + 35.5 + 35.5	35.5 + 35.5 + 50.7	50.7 + 50.7 + 50.7
	Pressure Drop	ft wg	6.50 + 6.50 + 6.50	6.50 + 6.50 + 12.61	12.61 + 12.61 + 12.61
Piping	Liquid Line	in	1/2 + 1/2 + 1/2	1/2 + 1/2 + 5/8	5/8 + 5/8 + 5/8
	L/P Vapor Line	in	1-1/8 + 1-1/8 + 1-1/8	1-1/8 + 1-1/8 + 1-1/8	1-1/8 + 1-1/8 + 1-1/8
	H/P Vapor Line	in	7/8 + 7/8 + 7/8	7/8 + 7/8 + 1-1/8	1-1/8 + 1-1/8 + 1-1/8
Refrigerant	Type		R410a	R410a	R410a
	Charge	lbs	9.9 + 9.9 + 9.9	9.9 + 9.9 + 9.9	9.9 + 9.9 + 9.9
	Control		EEV / IDU	EEV / IDU	EEV / IDU
Maximum Number of Indoor Units[3]			64	64	64

1. Sound pressure levels are tested in an anechoic chamber under ISO Standard 3745.
2. The System Combination Ratio must be between 50 and 130%.
3. When entering water temperature in cooling mode is lower than 59°F, variable water flow control kit PWFCKN000 is required.
4. When entering water temperature is lower than 50°F, water solution must be minimum 45% antifreeze.
5. Due to our commitment to continued innovation, some specifications may be changed without notification.

MULTI V™ WATER IV HEAT PUMP (208-230V)

ARWN***BAS4

Specifications		Unit	ARWN072BAS4	ARWN096BAS4	ARWN121BAS4	ARWN144BAS4
Frames			ARWN072BAS4	ARWN096BAS4	ARWN121BAS4	ARWN144BAS4
Tons			6	8	10	12
Nominal Capacity	Cooling	Btu/h	72,000	96,000	119,700	144,000
	Heating	Btu/h	81,000	108,000	135,000	162,000
Rated Capacity[1]	Cooling	Btu/h	69,000	92,000	114,000	138,000
	Heating	Btu/h	77,000	103,000	129,000	154,000
Power Voltage		V / Hz / ø	208-230/60/3	208-230/60/3	208-230/60/3	208-230/60/3
Power/Communication Wiring		No x AWG	2 x 18	2 x 18	2 x 18	2 x 18
Dimensions (W×H×D)	Body	in	29-3/4x39-1/4x19-3/4	29-3/4x39-1/4x19-3/4	29-3/4x39-1/4x19-3/4	29-3/4x39-1/4x19-3/4
Weight	Net	lbs	280	280	280	280
	Shipping	lbs	302	302	302	302
Sound Pressure[2]		dB(A)	47/51	50/53	56/56	58/57
Water Temperature Range	Cooling	°F	23 - 113	23 - 113	23 - 113	23 - 113
	Heating	°F	14 - 113	14 - 113	14 - 113	14 - 113
Compressor (DC Scroll)	Type		DC Scroll	DC Scroll	DC Scroll	DC Scroll
	Oil Type		PVE/FVC68D	PVE/FVC68D	PVE/FVC68D	PVE/FVC68D
	Quantity		1	1	1	1
Heat Exhanger	Type		Stainless Steel Plate	Stainless Steel Plate	Stainless Steel Plate	Stainless Steel Plate
	Flow Rate Nominal	GPM	20.3	25.4	30.4	35.5
	Pressure Drop	ft wg	3.7	4.7	6.9	9.2
Piping	Liquid Line	in	3/8	3/8	1/2	1/2
	Vapor Line	in	7/8	7/8	1-1/8	1-1/8
Refrigerant	Type		R410A	R410A	R410A	R410A
	Charge	lbs	12.8	12.8	12.8	12.8
	Control		EEV	EEV	EEV	EEV
Maximum Number of Indoor Units[3]			13	16	20	23

1. Rated capacity is certified under AHRI Standard 1230. Ratings are subject to change without notice. Current certified ratings are available at www.ahridirectory.org.
2. Sound pressure levels are tested in an anechoic chamber under ISO Standard 3745.
3. The System Combination Ratio must be between 50 and 130%.
4. Due to our commitment to continued innovation, some specifications may be changed without notification.

MULTI V™ WATER IV HEAT PUMP (208-230V)

ARWN***BAS4

Specifications		Unit	ARWN192BAS4	ARWN240BAS4	ARWN288BAS4
Frames			ARWN072BAS4 ARWN121BAS4	ARWN121BAS4 ARWN121BAS4	ARWN144BAS4 ARWN144BAS4
Tons			16	20	24
Nominal Capacity	Cooling	Btu/h	192,000	239,400	287,700
	Heating	Btu/h	216,000	270,000	324,000
Rated Capacity[1]	Cooling	Btu/h	184,000	228,000	274,000
	Heating	Btu/h	206,000	256,000	308,000
Power Voltage		V / Hz / ø	208-230/60/3	208-230/60/3	208-230/60/3
Power/Communication Wiring		No x AWG	2 x 18	2 x 18	2 x 18
Dimensions (W×H×D)	Body	in	63-1/2x39-1/4x19-3/4	63-1/2x39-1/4x19-3/4	63-1/2x39-1/4x19-3/4
Weight	Net	lbs	280 x 2	280 x 2	280 x 2
	Shipping	lbs	302 x 2	302 x 2	302 x 2
Sound Pressure[2]		dB(A)	54/60	59/59	59/58
Water Temperature Range	Cooling	°F	23 - 113	23 - 113	23 - 113
	Heating	°F	14 - 113	14 - 113	14 - 113
Compressor	Type		DC Scroll	DC Scroll	DC Scroll
	Oil Type		PVE/FVC68D	PVE/FVC68D	PVE/FVC68D
	Quantity		2	2	2
Heat Exhanger	Type		Stainless Steel Plate	Stainless Steel Plate	Stainless Steel Plate
	Flow Rate Nominal	GPM	20.3 + 30.4	30.4 + 30.4	35.5 + 35.5
	Pressure Drop	ft wg	3.7 + 6.9	6.9 + 6.9	9.2 + 9.2
Piping	Liquid Line	in	3/8 + 1/2	1/2 + 1/2	1/2 + 1/2
	Vapor Line	in	7/8 + 1-1/8	1-1/8 + 1-1/8	1-1/8 + 1-1/8
Refrigerant	Type		R410A	R410A	R410A
	Charge	lbs	12.8 + 12.8	12.8 + 12.8	12.8 + 12.8
	Control		EEV	EEV	EEV
Maximum Number of Indoor Units[3]			32	39	45

1. Rated capacity is certified under AHRI Standard 1230. Ratings are subject to change without notice. Current certified ratings are available at www.ahridirectory.org.
2. Sound pressure levels are tested in an anechoic chamber under ISO Standard 3745.
3. The System Combination Ratio must be between 50 and 130%.
4. Due to our commitment to continued innovation, some specifications may be changed without notification.

MULTI V™ WATER IV HEAT PUMP (208-230V)

ARWN***BAS4

Specifications		Unit	ARWN336BAS4	ARWN432BAS4
Frames			ARWN121BAS4 ARWN121BAS4 ARWN096BAS4	ARWN144BAS4 ARWN144BAS4 ARWN144BAS4
Tons			28	36
Nominal Capacity	Cooling	Btu/h	336,000	430,500
	Heating	Btu/h	378,000	486,000
Rated Capacity[1]	Cooling	Btu/h	320,000	410,000
	Heating	Btu/h	360,000	460,000
Power Voltage		V / Hz / ø	208-230/60/3	208-230/60/3
Power/Communication Wiring		No x AWG	2 x 18	2 x 18
Dimensions (W×H×D)	Body	in	97-1/4x39-1/4x19-3/4	97-1/4x39-1/4x19-3/4
Weight	Net	lbs	280 x 3	280 x 3
	Shipping	lbs	302 x 3	302 x 3
Sound Pressure[2]		dB(A)	60/64	58/62
Water Temperature Range	Cooling	°F	23 - 113	23 - 113
	Heating	°F	14 - 113	14 - 113
Compressor	Type		DC Scroll	DC Scroll
	Oil Type		PVE/FVC68D	PVE/FVC68D
	Quantity		3	3
Heat Exhanger	Type		Stainless Steel Plate	Stainless Steel Plate
	Flow Rate Nominal	GPM	30.4 + 30.4 + 25.4	35.5 + 35.5 + 35.5
	Pressure Drop	ft wg	6.9 + 6.9 + 4.7	9.2 + 9.2 + 9.2
Piping	Liquid Line	in	1/2 + 1/2 + 3/8	1/2 + 1/2 + 1/2
	Vapor Line	in	1-1/8 + 1-1/8 + 7/8	1-1/8 +1-1/8 + 1-1/8
Refrigerant	Type		R410A	R410A
	Charge	lbs	12.8 + 12.8 + 12.8	12.8 + 12.8 + 12.8
	Control		EEV	EEV
Maximum Number of Indoor Units[3]			55	64

1. Rated capacity is certified under AHRI Standard 1230. Ratings are subject to change without notice. Current certified ratings are available at www.ahridirectory.org.
2. Sound pressure levels are tested in an anechoic chamber under ISO Standard 3745.
3. The System Combination Ratio must be between 50 and 130%.
4. Due to our commitment to continued innovation, some specifications may be changed without notification.

MULTI V™ WATER IV HEAT PUMP (460V)

ARWN***DAS4

Specifications		Unit	ARWN072DAS4	ARWN096DAS4	ARWN121DAS4	ARWN144DAS4	ARWN192DAS4
Frames			ARWN072DAS4	ARWN096DAS4	ARWN121DAS4	ARWN144DAS4	ARWN192DAS4
Tons			6	8	10	12	16
Nominal Capacity	Cooling	Btu/h	72,000	96,000	119,700	144,000	192,000
	Heating	Btu/h	81,000	108,000	135,000	162,000	216,000
Rated Capacity[1]	Cooling	Btu/h	69,000	92,000	114,000	138,000	184,000
	Heating	Btu/h	77,000	103,000	129,000	154,000	206,000
Power Voltage		V / Hz / ø	460/60/3	460/60/3	460/60/3	460/60/3	460/60/3
Power/Communication Wiring		No x AWG	2 x 18	2 x 18	2 x 18	2 x 18	2 x 18
Dimensions (W×H×D)	Body	in	29-3/4x39-1/4x19-3/4	29-3/4x39-1/4x19-3/4	29-3/4x39-1/4x19-3/4	29-3/4x39-1/4x19-3/4	29-3/4x39-1/4x19-3/4
Weight	Net	lbs	280	280	280	309	309
	Shipping	lbs	302	302	302	331	331
Sound Pressure[2]		dB(A)	47/51	50/53	56/56	58/57	54/60
Water Temperature Range	Cooling	°F	23 - 113	23 - 113	23 - 113	23 - 113	23 - 113
	Heating	°F	14 - 113	14 - 113	14 - 113	14 - 113	14 - 113
Compressor	Type		DC Scroll	DC Scroll	DC Scroll	DC Scroll	DC Scroll
	Oil Type		PVE/FVC68D	PVE/FVC68D	PVE/FVC68D	PVE/FVC68D	PVE/FVC68D
	Quantity		1	1	1	1	1
Heat Exhanger	Type		Stainless Steel Plate	Stainless Steel Plate	Stainless Steel Plate	Stainless Steel Plate	Stainless Steel Plate
	Flow Rate Nominal	GPM	20.3	25.4	30.4	35.5	50.7
	Pressure Drop	ft wg	3.7	4.7	6.9	4.7	9.2
Piping	Liquid Line	in	3/8	3/8	1/2	1/2	1/2
	Vapor Line	in	7/8	7/8	1-1/8	1-1/8	1-1/8
Refrigerant	Type		R410A	R410A	R410A	R410A	R410A
	Charge	lbs	12.8	12.8	12.8	6.6	6.6
	Control		EEV	EEV	EEV	EEV	EEV
Maximum Number of Indoor Units[3]			13	16	20	23	32

1. Rated capacity is certified under AHRI Standard 1230. Ratings are subject to change without notice. Current certified ratings are available at www.ahridirectory.org.
2. Sound pressure levels are tested in an anechoic chamber under ISO Standard 3745.
3. The System Combination Ratio must be between 50 and 130%.
4. Due to our commitment to continued innovation, some specifications may be changed without notification.

MULTI V™ WATER IV HEAT PUMP (460V)

ARWN***DAS4

Specifications		Unit	ARWN240DAS4	ARWN288DAS4	ARWN336DAS4
Frames			ARWN096DAS4 ARWN144DAS4	ARWN144DAS4 ARWN144DAS4	ARWN192DAS4 ARNB144DAS4
Tons			20	24	28
Nominal Capacity	Cooling	Btu/h	239,400	287,700	336,000
	Heating	Btu/h	270,000	324,000	378,000
Rated Capacity[1]	Cooling	Btu/h	228,000	274,000	320,000
	Heating	Btu/h	256,000	308,000	360,000
Power Voltage		V / Hz / ø	460/60/3	460/60/3	460/60/3
Power/Communication Wiring		No x AWG	2 x 18	2 x 18	2 x 18
Dimensions (W×H×D)	Body	in	63-1/2x39-1/4x19-3/4	63-1/2x39-1/4x19-3/4	63-1/2x39-1/4x19-3/4
Weight	Net	lbs	280 + 309	309 + 309	309 + 309
	Shipping	lbs	302 + 331	331 + 331	331 + 331
Sound Pressure[2]		dB(A)	57/57	58/57	59/62
Water Temperature Range	Cooling	°F	23 - 113	23 - 113	23 - 113
	Heating	°F	14 - 113	14 - 113	14 - 113
Compressor	Type		DC Scroll	DC Scroll	DC Scroll
	Oil Type		PVE/FVC68D	PVE/FVC68D	PVE/FVC68D
	Quantity		2	2	2
Heat Exhanger	Type		Stainless Steel Plate	Stainless Steel Plate	Stainless Steel Plate
	Flow Rate Nominal	GPM	25.4 + 35.5	35.5 + 35.5	50.7 + 35.5
	Pressure Drop	ft wg	4.7 + 4.7	4.7 + 4.7	9.7 + 4.7
Piping	Liquid Line	in	3/8 + 1/2	1/2 + 1/2	1/2 + 1/2
	Vapor Line	in	7/8 + 1-1/8	1-1/8 + 1-1/8	1-1/8 + 1-1/8
Refrigerant	Type		R410A	R410A	R410A
	Charge	lbs	12.8 + 6.6	6.6 + 6.6	6.6 + 6.6
	Control		EEV	EEV	EEV
Maximum Number of Indoor Units[3]			39	45	55

1. Rated capacity is certified under AHRI Standard 1230. Ratings are subject to change without notice. Current certified ratings are available at www.ahridirectory.org.
2. Sound pressure levels are tested in an anechoic chamber under ISO Standard 3745.
3. The System Combination Ratio must be between 50 and 130%.
4. Due to our commitment to continued innovation, some specifications may be changed without notification.

MULTI V™ WATER IV HEAT PUMP (460V)

ARWN***DAS4

Specifications		Unit	ARWN432DAS4	ARWN480DAS4	ARWN576DAS4
Frames			ARWN144DAS4 ARWN144DAS4 ARWN144DAS4	ARWN144DAS4 ARWN144DAS4 ARWN192DAS4	ARWN192DAS4 ARWN192DAS4 ARWN192DAS4
Tons			36	40	48
Nominal Capacity	Cooling	Btu/h	430,500	472,500	571,200
	Heating	Btu/h	486,000	540,000	648,000
Rated Capacity[1]	Cooling	Btu/h	410,000	450,000	544,000
	Heating	Btu/h	460,000	510,000	610,000
Power Voltage		V / Hz / ø	460/60/3	460/60/3	460/60/3
Power/Communication Wiring		No x AWG	2 x 18	2 x 18	2 x 18
Dimensions (W×H×D)	Body	in	97-1/4x39-1/4x19-3/4	97-1/4x39-1/4x19-3/4	97-1/4x39-1/4x19-3/4
Weight	Net	lbs	309 x 3	309 x 3	309 x 3
	Shipping	lbs	331 x 3	331 x 3	331 x 3
Sound Pressure[2]		dB(A)	62/63	60/62	60/62
Water Temperature Range	Cooling	°F	23 - 113	23 - 113	23 - 113
	Heating	°F	14 - 113	14 - 113	14 - 113
Compressor	Type		DC Scroll	DC Scroll	DC Scroll
	Oil Type		PVE/FVC68D	PVE/FVC68D	PVE/FVC68D
	Quantity		3	3	3
Heat Exhanger	Type		Stainless Steel Plate	Stainless Steel Plate	Stainless Steel Plate
	Flow Rate Nominal	GPM	35.5 + 35.5 + 35.5	35.5 + 35.5 + 50.7	50.7 + 50.7 + 50.7
	Pressure Drop	ft wg	4.7 + 4.7 + 4.7	4.7 + 4.7 + 9.2	9.2 + 9.2 + 9.2
Piping	Liquid Line	in	1/2 + 1/2 + 1/2	1/2 + 1/2 + 1/2	1/2 + 1/2 + 1/2
	Vapor Line	in	1-1/8 + 1-1/8 + 1-1/8	1-1/8 + 1-1/8 + 1-1/8	1-1/8 + 1-1/8 + 1-1/8
Refrigerant	Type		R410A	R410A	R410A
	Charge	lbs	6.6 + 6.6 + 6.6	6.6 + 6.6 + 6.6	6.6 + 6.6 + 6.6
	Control		EEV	EEV	EEV
Maximum Number of Indoor Units[3]			64	64	64

1. Rated capacity is certified under AHRI Standard 1230. Ratings are subject to change without notice. Current certified ratings are available at www.ahridirectory.org.
2. Sound pressure levels are tested in an anechoic chamber under ISO Standard 3745.
3. The System Combination Ratio must be between 50 and 130%.
4. Due to our commitment to continued innovation, some specifications may be changed without notification.

MULTI V™ WATER IV HEAT RECOVERY (208-230V)

ARWB***BAS4

Specifications		Unit	ARWB072BAS4	ARWB096BAS4	ARWB121BAS4	ARWB144BAS4
Frames			ARWB072BAS4	ARWB096BAS4	ARWB121BAS4	ARWB144BAS4
Tons			6	8	10	12
Nominal Capacity	Cooling	Btu/h	72,000	96,000	119,700	144,000
	Heating	Btu/h	81,000	108,000	135,000	162,000
Rated Capacity[1]	Cooling	Btu/h	69,000	92,000	114,000	138,000
	Heating	Btu/h	77,000	103,000	129,000	154,000
Power Voltage		V / Hz / ø	208-230/60/3	208-230/60/3	208-230/60/3	208-230/60/3
Power/Communication Wiring		No x AWG	2 x 18	2 x 18	2 x 18	2 x 18
Dimensions (W×H×D)	Body	in	29-3/4x39-1/4x19-3/4	29-3/4x39-1/4x19-3/4	29-3/4x39-1/4x19-3/4	29-3/4x39-1/4x19-3/4
Weight	Net	lbs	280	280	280	280
	Shipping	lbs	302	302	302	302
Sound Pressure[2]		dB(A)	47/51	50/53	56/56	58/57
Water Temperature Range	Cooling	°F	23 - 113	23 - 113	23 - 113	23 - 113
	Heating	°F	14 - 113	14 - 113	14 - 113	14 - 113
	Synchronous Operation	°F	23 - 113	23 - 113	23 - 113	23 - 113
Compressor	Type		DC Scroll	DC Scroll	DC Scroll	DC Scroll
	Oil Type		PVE/FVC68D	PVE/FVC68D	PVE/FVC68D	PVE/FVC68D
	Quantity		1	1	1	1
Heat Exhanger	Type		Stainless Steel Plate	Stainless Steel Plate	Stainless Steel Plate	Stainless Steel Plate
	Flow Rate Nominal	GPM	20.3	25.4	30.4	35.5
	Pressure Drop	ft wg	3.7	4.7	6.9	9.2
Piping	Liquid Line	in	3/8	3/8	1/2	1/2
	L/P Vapor Line	in	7/8	7/8	1-1/8	1-1/8
	H/P Vapor Line	in	3/4	3/4	3/4	3/4
Refrigerant	Type		R410A	R410A	R410A	R410A
	Charge	lbs	12.8	12.8	12.8	12.8
	Control		EEV	EEV	EEV	EEV
Maximum Number of Indoor Units[3]			13	16	20	23

1.Rated capacity is certified under AHRI Standard 1230. Ratings are subject to change without notice. Current certified ratings are available at www.ahridirectory.org.
2. Sound pressure levels are tested in an anechoic chamber under ISO Standard 3745.
3. The System Combination Ratio must be between 50 and 130%.
4. Due to our commitment to continued innovation, some specifications may be changed without notification.

MULTI V™ WATER IV HEAT RECOVERY (208-230V)

ARWB***BAS4

Specifications		Unit	ARWN192BAS4	ARWB216BAS4	ARWB240BAS4	ARWB288BAS4
Frames			ARWN072BAS4 ARWN121BAS4	ARWB072BAS4 ARWB144BAS4	ARWB121BAS4 ARWB121BAS4	ARWB144BAS4 ARWB144BAS4
Tons			16	18	20	24
Nominal Capacity	Cooling	Btu/h	192,000	216,000	239,400	287,700
	Heating	Btu/h	216,000	243,000	270,000	324,000
Rated Capacity[1]	Cooling	Btu/h	184,000	206,000	228,000	274,000
	Heating	Btu/h	206,000	232,000	256,000	308,000
Power Voltage		V / Hz / ø	208-230/60/3	208-230/60/3	208-230/60/3	208-230/60/3
Power/Communication Wiring		No x AWG	2 x 18	2 x 18	2 x 18	2 x 18
Dimensions (W×H×D)	Body	in	63-1/2x39-1/4x19-3/4	63-1/2x39-1/4x19-3/4	63-1/2x39-1/4x19-3/4	63-1/2x39-1/4x19-3/4
Weight	Net	lbs	280 x 2	280 x 2	280 x 2	280 x 2
	Shipping	lbs	302 x 2	302 x 2	302 x 2	302 x 2
Sound Pressure[2]		dB(A)	54/60	57/57	59/59	59/58
Water Temperature Range	Cooling	°F	23 - 113	23 - 113	23 - 113	23 - 113
	Heating	°F	14 - 113	14 - 113	14 - 113	14 - 113
	Synchronous Operation	°F	23 - 113	23 - 113	23 - 113	23 - 113
Compressor	Type		DC Scroll	DC Scroll	DC Scroll	DC Scroll
	Oil Type		PVE/FVC68D	PVE/FVC68D	PVE/FVC68D	PVE/FVC68D
	Quantity		2	2	2	2
Heat Exhanger	Type		Stainless Steel Plate	Stainless Steel Plate	Stainless Steel Plate	Stainless Steel Plate
	Flow Rate Nominal	GPM	20.3 + 30.4	20.3 + 35.5	30.4 + 30.4	35.5 + 35.5
	Pressure Drop	ft wg	3.7 + 6.9	3.7 + 9.2	6.9 + 6.9	9.2 + 9.2
Piping	Liquid Line	in	3/8 + 1/2	3/8 + 1/2	1/2 + 1/2	1/2 + 1/2
	L/P Vapor Line	in	7/8 + 1-1/8	7/8 + 1-1/8	1-1/8 + 1-1/8	1-1/8 + 1-1/8
	H/P Vapor Line	in	3/4 + 3/4	3/4 + 3/4	3/4 + 3/4	3/4 + 3/4
Refrigerant	Type		R410A	R410A	R410A	R410A
	Charge	lbs	12.8 + 12.8	12.8 + 12.8	12.8 + 12.8	12.8 + 12.8
	Control		EEV	EEV	EEV	EEV
Maximum Number of Indoor Units[3]			32	35	39	45

1.Rated capacity is certified under AHRI Standard 1230. Ratings are subject to change without notice. Current certified ratings are available at www.ahridirectory.org.
2. Sound pressure levels are tested in an anechoic chamber under ISO Standard 3745.
3. The System Combination Ratio must be between 50 and 130%.
4. Due to our commitment to continued innovation, some specifications may be changed without notification.

MULTI V™ WATER IV HEAT RECOVERY (208-230V)

ARWB***BAS4

Specifications		Unit	ARWB336BAS4	ARWB432BAS4
Frames			ARWB121BAS4 ARWB121BAS4 ARWB096BAS4	ARWB144BAS4 ARWB144BAS4 ARWB144BAS4
Tons			28	36
Nominal Capacity	Cooling	Btu/h	336,000	430,500
	Heating	Btu/h	378,000	486,000
Rated Capacity[1]	Cooling	Btu/h	320,000	410,000
	Heating	Btu/h	360,000	460,000
Power Voltage		V / Hz / ø	208-230/60/3	208-230/60/3
Power/Communication Wiring		No x AWG	2 x 18	2 x 18
Dimensions (W×H×D)	Body	in	97-1/4x39-1/4x19-3/4	97-1/4x39-1/4x19-3/4
Weight	Net	lbs	280 x 3	280 x 3
	Shipping	lbs	302 x 3	302 x 3
Sound Pressure[2]		dB(A)	60/64	58/62
Water Temperature Range	Cooling	°F	23 - 113	23 - 113
	Heating	°F	14 - 113	14 - 113
	Synchronous Operation	°F	23 - 113	23 - 113
Compressor	Type		DC Scroll	DC Scroll
	Oil Type		PVE/FVC68D	PVE/FVC68D
	Quantity		3	3
Heat Exhanger	Type		Stainless Steel Plate	Stainless Steel Plate
	Flow Rate Nominal	GPM	30.4 + 30.4 + 25.4	35.5 + 35.5 + 35.5
	Pressure Drop	ft wg	6.9 + 6.9 + 4.7	9.2 + 9.2 + 9.2
Piping	Liquid Line	in	1/2+1/2 + 3/8	1/2+1/2+1/2
	L/P Vapor Line	in	1-1/8 + 1-1/8 + 7/8	1-1/8 +1-1/8 + 1-1/8
	H/P Vapor Line	in	3/4 + 3/4 + 3/4	3/4 + 3/4 + 3/4
Refrigerant	Type		R410A	R410A
	Charge	lbs	12.8 + 12.8 + 12.8	12.8 + 12.8 + 12.8
	Control		EEV	EEV
Maximum Number of Indoor Units[3]			55	64

1. Rated capacity is certified under AHRI Standard 1230. Ratings are subject to change without notice. Current certified ratings are available at www.ahridirectory.org.
2. Sound pressure levels are tested in an anechoic chamber under ISO Standard 3745.
3. The System Combination Ratio must be between 50 and 130%.
4. Due to our commitment to continued innovation, some specifications may be changed without notification.

MULTI V™ WATER IV HEAT RECOVERY (460V)

ARWB***DAS4

Specifications		Unit	ARWB072DAS4	ARWB096DAS4	ARWB121DAS4	ARWB144DAS4	ARWB192DAS4
Frames			ARWB072DAS4	ARWB096DAS4	ARWB121DAS4	ARWB144DAS4	ARWB192DAS4
Tons			6	8	10	12	16
Nominal Capacity	Cooling	Btu/h	72,000	96,000	119,700	144,000	192,000
	Heating	Btu/h	81,000	108,000	135,000	162,000	216,000
Rated Capacity[1]	Cooling	Btu/h	69,000	92,000	114,000	138,000	184,000
	Heating	Btu/h	77,000	103,000	129,000	154,000	206,000
Power Voltage		V / Hz / ø	460/60/3	460/60/3	460/60/3	460/60/3	460/60/3
Power/Communication Wiring		No x AWG	2 x 18	2 x 18	2 x 18	2 x 18	2 x 18
Dimensions (W×H×D)	Body	in	29-3/4x39-1/4x19-3/4	29-3/4x39-1/4x19-3/4	29-3/4x39-1/4x19-3/4	29-3/4x39-1/4x19-3/4	29-3/4x39-1/4x19-3/4
Weight	Net	lbs	280	280	280	309	309
	Shipping	lbs	302	302	302	331	331
Sound Pressure[2]		dB(A)	47/51	50/53	56/56	58/57	54/60
Water Temperature Range	Cooling	°F	23 - 113	23 - 113	23 - 113	23 - 113	23 - 113
	Heating	°F	14 - 113	14 - 113	14 - 113	14 - 113	14 - 113
	Synchronous Operation	°F	23 - 113	23 - 113	23 - 113	23 - 113	23 - 113
Compressor	Type		DC Scroll	DC Scroll	DC Scroll	DC Scroll	DC Scroll
	Oil Type		PVE/FVC68D	PVE/FVC68D	PVE/FVC68D	PVE/FVC68D	PVE/FVC68D
	Quantity		1	1	1	1	1
Heat Exhanger	Type		Stainless Steel Plate	Stainless Steel Plate	Stainless Steel Plate	Stainless Steel Plate	Stainless Steel Plate
	Flow Rate Nominal	GPM	20.3	25.4	30.4	35.5	50.7
	Pressure Drop	ft wg	3.7	4.7	6.9	4.7	9.2
Piping	Liquid Line	in	3/8	3/8	1/2	1/2	1/2
	L/P Vapor Line	in	7/8	7/8	7/8	1-1/8	1-1/8
	H/P Vapor Line	in	3/4	3/4	3/4	3/4	3/4
Refrigerant	Type		R410A	R410A	R410A	R410A	R410A
	Charge	lbs	12.8	12.8	12.8	6.6	6.6
	Control		EEV	EEV	EEV	EEV	EEV
Maximum Number of Indoor Units[3]			13	16	20	23	32

1. Rated capacity is certified under AHRI Standard 1230. Ratings are subject to change without notice. Current certified ratings are available at www.ahridirectory.org.
2. Sound pressure levels are tested in an anechoic chamber under ISO Standard 3745.
3. The System Combination Ratio must be between 50 and 130%.
4. Due to our commitment to continued innovation, some specifications may be changed without notification.

MULTI V™ WATER IV HEAT RECOVERY (460V)

ARWB***DAS4

Specifications		Unit	ARWB240DAS4	ARWB289DAS4	ARWB337DAS4
Frames			ARWB096DAS4 ARWB144DAS4	ARWB144DAS4 ARWB144DAS4	ARWB192DAS4 ARWB144DAS4
Tons			20	24	28
Nominal Capacity	Cooling	Btu/h	239,400	287,700	336,000
	Heating	Btu/h	270,000	324,000	378,000
Rated Capacity[1]	Cooling	Btu/h	228,000	274,000	320,000
	Heating	Btu/h	256,000	308,000	360,000
Power Voltage		V / Hz / ø	460/60/3	460/60/3	460/60/3
Power/Communication Wiring		No x AWG	2 x 18	2 x 18	2 x 18
Dimensions (W×H×D)	Body	in	63-1/2x39-1/4x19-3/4	63-1/2x39-1/4x19-3/4	63-1/2x39-1/4x19-3/4
Weight	Net	lbs	280 + 309	309 + 309	309 + 309
	Shipping	lbs	302 + 331	331 + 331	331 + 331
Sound Pressure[2]		dB(A)	57/57	58/57	59/62
Water Temperature Range	Cooling	°F	23 - 113	23 - 113	23 - 113
	Heating	°F	14 - 113	14 - 113	14 - 113
	Synchronous Operation	°F	23 - 113	23 - 113	23 - 113
Compressor	Type		DC Scroll	DC Scroll	DC Scroll
	Oil Type		PVE/FVC68D	PVE/FVC68D	PVE/FVC68D
	Quantity		2	2	2
Heat Exhanger	Type		Stainless Steel Plate	Stainless Steel Plate	Stainless Steel Plate
	Flow Rate Nominal	GPM	25.4 + 35.5	35.5 + 35.5	50.7 + 35.5
	Pressure Drop	ft wg	4.7 + 4.7	4.7 + 4.7	9.2 + 4.7
Piping	Liquid Line	in	3/8 + 1/2	1/2 + 1/2	1/2 + 1/2
	L/P Vapor Line	in	7/8 + 1-1/8	1-1/8 + 1-1/8	1-1/8 + 1-1/8
	H/P Vapor Line	in	3/4 + 3/4	3/4 + 3/4	3/4 + 3/4
Refrigerant	Type		R410A	R410A	R410A
	Charge	lbs	12.8 + 6.6	6.6 + 6.6	6.6 + 6.6
	Control		EEV	EEV	EEV
Maximum Number of Indoor Units[3]			39	45	55

1. Rated capacity is certified under AHRI Standard 1230. Ratings are subject to change without notice. Current certified ratings are available at www.ahridirectory.org.
2. Sound pressure levels are tested in an anechoic chamber under ISO Standard 3745.
3. The System Combination Ratio must be between 50 and 130%.
4. Due to our commitment to continued innovation, some specifications may be changed without notification.

MULTI V™ WATER IV HEAT RECOVERY (460V)

ARWB***DAS4

Specifications		Unit	ARWB432DAS4	ARWB480DAS4	ARWB576DAS4
Frames			ARWB144DAS4 ARWB144DAS4 ARWB144DAS4	ARWB144DAS4 ARWB144DAS4 ARWB192DAS4	ARWB192DAS4 ARWB192DAS4 ARWB192DAS4
Tons			36	40	48
Nominal Capacity	Cooling	Btu/h	430,500	472,500	571,200
	Heating	Btu/h	486,000	540,000	648,000
Rated Capacity[1]	Cooling	Btu/h	410,000	450,000	544,000
	Heating	Btu/h	460,000	510,000	610,000
Power Voltage		V / Hz / ø	460/60/3	460/60/3	460/60/3
Power/Communication Wiring		No x AWG	2 x 18	2 x 18	2 x 18
Dimensions (W×H×D)	Body	in	97-1/4x39-1/4x19-3/4	97-1/4x39-1/4x19-3/4	97-1/4x39-1/4x19-3/4
Weight	Net	lbs	309 x 3	309 x 3	309 x3
	Shipping	lbs	331 x 3	331 x 3	331 x 3
Sound Pressure[2]		dB(A)	62/63	60/62	60/62
Water Temperature Range	Cooling	°F	23 - 113	23 - 113	23 - 113
	Heating	°F	14 - 113	14 - 113	14 - 113
	Synchronous Operation	°F	23 - 113	23 - 113	23 - 113
Compressor	Type		DC Scroll	DC Scroll	DC Scroll
	Oil Type		PVE/FVC68D	PVE/FVC68D	PVE/FVC68D
	Quantity		3	3	3
Heat Exhanger	Type		Stainless Steel Plate	Stainless Steel Plate	Stainless Steel Plate
	Flow Rate Nominal	GPM	35.5 + 35.5 + 35.5	35.5 + 35.5 + 50.7	50.7 + 50.7 + 50.7
	Pressure Drop	ft wg	4.7 + 4.7 + 4.7	4.7 + 4.7 + 9.2	9.2 + 9.2 + 9.2
Piping	Liquid Line	in	1/2 + 1/2 + 1/2	1/2 + 1/2 + 1/2	1/2 + 1/2 + 1/2
	L/P Vapor Line	in	1-1/8 + 1-1/8 + 1-1/8	1-1/8 + 1-1/8 + 1-1/8	1-1/8 + 1-1/8 + 1-1/8
	H/P Vapor Line	in	3/4 + 3/4 + 3/4	3/4 + 3/4 + 3/4	3/4 + 3/4 + 3/4
Refrigerant	Type		R410A	R410A	R410A
	Charge	lbs	6.6 + 6.6 + 6.6	6.6 + 6.6 + 6.6	6.6 + 6.6 + 6.6
	Control		EEV	EEV	EEV
Maximum Number of Indoor Units[3]			64	64	64

1. Rated capacity is certified under AHRI Standard 1230. Ratings are subject to change without notice. Current certified ratings are available at www.ahridirectory.org.
2. Sound pressure levels are tested in an anechoic chamber under ISO Standard 3745.
3. The System Combination Ratio must be between 50 and 130%.
4. Due to our commitment to continued innovation, some specifications may be changed without notification.

AIR TECHNOLOGIES

ENERGY RECOVERY VENTILATOR (ERV)
48

OUTSIDE AIR UNIT (OAU)
49

AIR HANDLING UNIT (AHU) MODULES
50

HEAT RECOVERY UNITS
52

ERV (ENERGY RECOVERY VENTILATOR)



ARVU*****A2

The LG ERV system allows users to exchange indoor air with outdoor air in order to improve the air quality by reducing the temperature and humidity of incoming fresh air. Easy to maintain while providing superior energy savings and performance, LG ERV is an ideal solution for hotels, dormitories, restaurants, hospitals, retail establishments, theaters, schools and office buildings.

	Specifications	Unit	053ZE	063ZE	093ZF	123ZF
Performance	Capacity	CFM	470	590	880	1,180
	Power Input (SH1)	Watts	360	470	720	930
Operation Range		°F DB	14-113	14-113	14-113	14-113
Heat Exchanger Data	Air-to-Air Heat Exchanger		Cross-Flow Fixed Core	Cross-Flow Fixed Core	Cross-Flow Fixed Core	Cross-Flow Fixed Core
	Quantity		1	1	1	1
Temperature Exchanger Efficiency	Cooling (Fan Speed SH)	%	62	59	62	59
	Heating (Fan Speed SH)	%	61	58	61	58
Enthalpy Exchange Efficiency	Cooling (Fan Speed SH)	%	37	34	37	34
	Heating (Fan Speed SH)	%	52	49	52	49
Unit Data	Sound Pressure	dB(A)	40/37/31	41/39/33	44/41/35	45/41/35
	Net Unit Weight	lbs	148	148	331	331
	Shipping Weight	lbs	177	177	397	397
	Dimensions (W×H×D)	in	44-7/8 x 41-13/16 x 14-3/8	44-7/8 x 41-13/16 x 14-3/8	44-7/8 x 41-13/16 x 29-1/16	44-7/8 x 41-13/16 x 29-1/16
Electrical Data	Rated Amps	A	2.8	3.44	5.62	6.82
	Power Supply	V / Hz / ø	208-230/60/1	208-230/60/1	208-230/60/1	208-230/60/1
	Power Input (Cooling)	Watts	360/270/165	470/385/210	720/540/340	930/770/420
	Power Input (Heating)	Watts	360/270/165	470/385/210	720/540/340	930/770/420
Fan	Type		Cross Flow	Cross Flow	Cross Flow	Cross Flow
	Quantity		2	2	4	4
	Motor/Drive		BLDC	BLDC	BLDC	BLDC
	Airflow Rate (SH/H/L)	CFM	471/471/388	589/589/471	883/883/706	1177/1177/942
	External Static Pressure (SH/H/L)	in wg	0.80/0.44/0.24	0.64/0.36/0.20	0.80/0.44/0.24	0.64/0.36/0.20
Filters	Quantity		2	2	4	4
	Size	in	41-9/16" x 8-3/8" x 13/32"	41-9/16" x 8-3/8" x 13/32"	41-9/16" x 8-3/8" x 13/32"	41-9/16" x 8-3/8" x 13/32"

Accessories

Description	Model
PI-485	PFNFP14A0

1. SH - Super-high condensate drain not required. ERV temperature and enthalpy exchange efficiencies are in accordance with AHRI 1060 test conditions, 100% airflow, and 0" external static pressure.
Cooling: Outdoor 95°F DB, 78°F WB; Exhaust 75°F DB, 63°F WB
Heating: Outdoor 35°F DB, 33°F WB; Exhaust 70°F DB, 58°F WB

Due to our commitment to continued innovation, some specifications may be changed without notification.

OAU (OUTSIDE AIR UNIT)

ARNU483B8Z4
ARNU763B8Z4
ARNU963B8Z4

	Specifications	Unit	ARNU483B8Z4	ARNU763B8Z4	ARNU963B8Z4
Cooling Mode Performance	Capacity	Btu/h	48,100	76,400	95,900
	Power Input[1]	W	180	230	360
Heating Mode Performance	Capacity	Btu/h	46,115	73,080	91,360
	Power Input[1]	W	180	230	360
Entering Air	Cooling Max	°F WB	90	90	90
	Heating Min	°F DB	23	23	23
Unit Data	Refrigerant Type[2]		R410A	R410A	R410A
	Refrigerant Control		EEV	EEV	EEV
	Sound Power[3]	dB(A)	54	56	57
	Dimensions (W×H×D)	in	61-1/2 x 18-1/8 x 27-1/8	61-1/2 x 18-1/8 x 27-1/8	61-1/2 x 18-1/8 x 27-1/8
	Net Unit Weight	lbs	161	161	161
	Shipping Weight	lbs	191	191	191
	Communication Cable[4]	No. x AWG	2 x 18	2 x 18	2 x 18
Fan	Type		Sirocco	Sirocco	Sirocco
	Motor		1	1	1
	Motor/Drive		Brushless Digitally Controlled / Direct	Brushless Digitally Controlled / Direct	Brushless Digitally Controlled / Direct
	Airflow Rate (H/M/L)	CFM	708/477/477	837 / 446 / 446	1,261 / 837 / 837
	External Static Pressure	in wg	0.7	0.87	0.87
Piping (Main Coil)	Liquid Line (OD)	in	3/8 Flare	3/8 Flare	3/8 Flare
	Vapor Line (OD)	in	5/8 Brazed	3/4 Brazed	7/8 Brazed
Condensate	Condensate Line (OD)	in	1	1	1
Electrical Data	MCA	A	2.7	2.7	2.7
	MOP	A	15	15	15
	Power Supply	V / Hz / ø	208-230/60/1	208-230/60/1	208-230/60/1

Accessories

Description	Model
High-Capacity Filter Box for B8 HSD Chassis	ZFBXB801A

1. The power input is rated at high speed.
2. Take appropriate actions at the end of HVAC equipment life to recover, recycle, reclaim or destroy R410A refrigerant according to applicable regulations (40 CFR Part 82, Subpart F) under section 608 of CAA.
3. Sound pressure levels are tested in an anechoic chamber under ISO Standard 3745.
4. All communication cables to be minimum 18 AWG, four-conductor, stranded, and shielded, and must comply with applicable local and national codes.

Due to our commitment to continued innovation, some specifications may be changed without notification.

AIR HANDLING UNIT (AHU) CONVERSION KIT

Solution to extend LG VRF technology to third-party Air Handling Units.

Communication Kit

PAHCMR000 PAHCMS000

Specifications

Type	Model Name	Combination				Description	Dimensions (in)			
		Outdoor unit	EEV Kit	Expansion Kit	Central controller		W	H	D	Weight
Communication Kit	PAHCMR000	MULTI V, Single Split	●	●	●	Return/room air by remote controller or dry contact control	11-13/16	11-13/16	6-1/8	13.7 lb
	PAHCMS000	MULTI V,	●	●	●	Discharge air or supply air (capacity) control by DDC	14-3/4	11-13/16	6-1/8	16.4 lb

NOTE: Available functions/features may differ based on the connected system. Due to our commitment to continued innovation, some specifications may be changed without notification.

Function list for Communication Kit

	List	Description	Specification			
			PAHCMR000	PAHCMS000		
			Min	Type	Min	Max
Controlling	Outdoor Unit Operation	On/Off	By wired controller*	Digital input** (Non-voltage)	-	-
	Mode	Cooling/Heating only		Digital input (Non-voltage)	-	-
	Fan Step	High/mid/low (three steps)	Applied	Digital input (Non-voltage)	Not Applied	
	Room Temperature Control	Cooling 64 ~ 86°F, Heating 60 ~ 86°F	By wired controller*	Analog input	0 V	10 V
	Supply Air Temperature (by outdoor capacity control)	Compressor Off, Compressor Off & Fan Off, 40 ~ 100% capacity control	-	Analog input	0 V	10 V
Monitoring	Outdoor Unit Operation	On/Off	-	Digital input** (Non-voltage)	Max : AC 250 V, DC 30 V, 1A	
	AHU Communication Kit Operation	On/Off	-	Digital input (Non-voltage)	Max : AC 250 V, DC 30 V, 1A	
	Outdoor Mode	Fan/defrost/cooling/heating	-	Digital input (Non-voltage)	Max : AC 250 V, DC 30 V, 1A	
	Fan Mode	High/mid/low (three steps)		Digital input (Non-voltage)	Max : AC 250 V, DC 30 V, 1A	
	Error Status	No error/error occurred		Digital input (Non-voltage)	Max : AC 250 V, DC 30 V, 1A	

* Optional accessory, recommended model : PREMTB10U
** Binary input and output (Open and short), DO is normal open

AIR HANDLING UNIT (AHU) CONVERSION KIT

Solution to extend LG VRF technology to third-party Air Handling Units.

EEV Kit

PRLK048A0
PRLK096A0
PRLK396A0
PRLK594A0

Specifications

Type	Model Name	Capacity Range	Dimensions (in)		
			W	H	D
EEV Kit	PRLK048A0	8 tons maximum	8-5/8	15-15/16	3-5/16
	PRLK096A0	16 tons maximum	8-5/8	15-15/16	3-5/16
	PRLK396A0	32 tons maximum	8-1/2	13-1/2	7-1/8
	PRLK594A0*	48 tons maximum	11	13-1/2	7-1/8

Can be used in combination with or without indoor units. Several EEV kits can be connected to a single outdoor unit.
* In order for the PRLK594A0 to work with the PAHCMS000 the EV Control Module is required - PAEEVA020. This module will come in the box with the PRLK594A0.

System Architecture

• MULTI V™ Application (in Combination with third-party AHU)

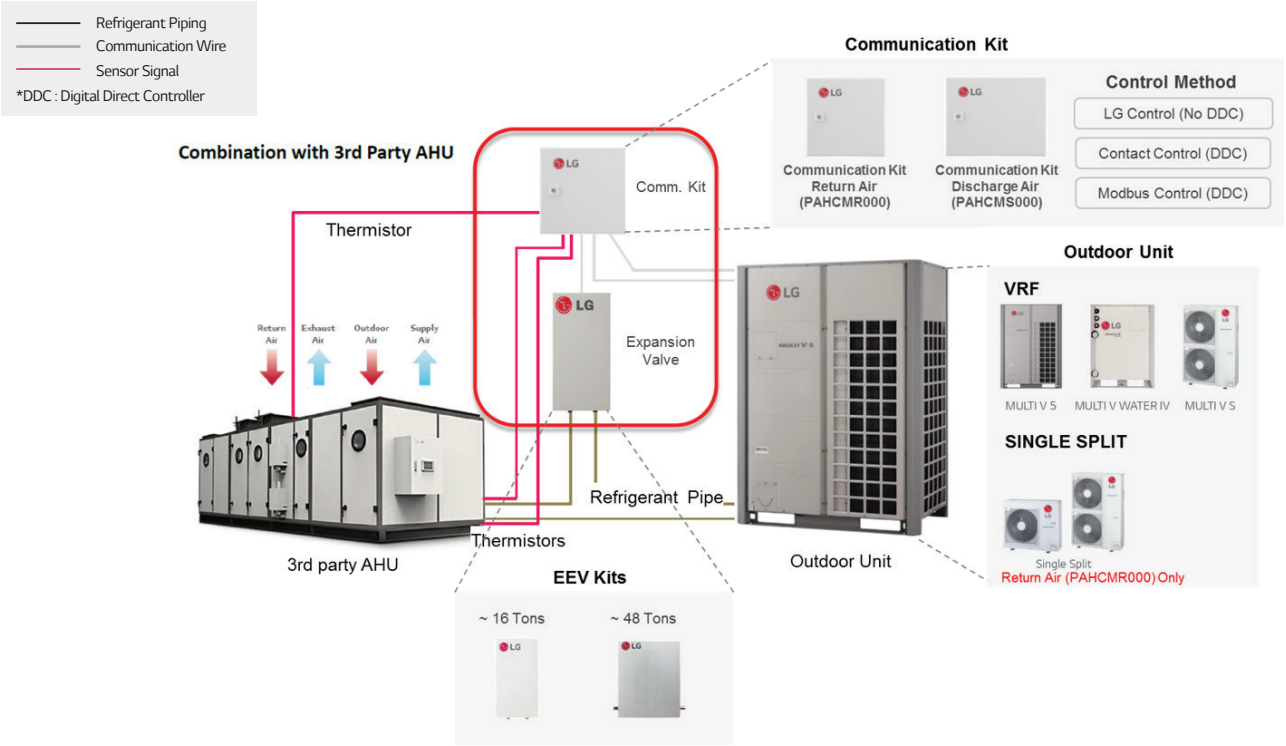

HEAT RECOVERY UNIT

PRHR023A
PRHR033A
PRHR043A
PRHR063A
PRHR083A



PRHR023A
(2-branch Unit)



PRHR033A
(3-branch Unit)

PRHR043A
(4-branch Unit)

PRHR063A
(6-branch Unit)

PRHR083A
(8-branch Unit)

Features

- Max. 64 indoor units can be connected (Max. eight indoor units per branch)
- Easy installation with auto pipe detect
- Delivers maximum efficiency using the subcooling cycle within the HR Unit

Models Applied

- MULTI V™ 5 Heat Recovery
- MULTI V™ Water 5 575V
- MULTI V™ WATER IV Heat Recovery
- Multi V™ S Heat Recovery

Specifications

Specification		Unit	PRHR023A	PRHR033A	PRHR043A	PRHR063A	PRHR083A
Number of Indoor Unit Ports[2]			2	3	4	6	8
Power Input (Cooling / Heating)		Watts	39.8 / 37.2	39.8 / 37.2	39.8 / 37.2	75.9 / 72.1	75.9 / 72.1
Max Port Capacity	Each Port	Btu/h	60,000	60,000	60,000	60,000	60,000
	Sum of Ports	Btu/h	120,000	180,000	230,000	230,000	230,000
Electrical	Power Supply	V/Hz/Ø	208-230/60/1	208-230/60/1	208-230/60/1	208-230/60/1	208-230/60/1
	Rated Amps	A	0.06	0.06	0.06	0.09	0.09
Piping	Port Liquid Line	in	3/8	3/8	3/8	3/8	3/8
	Port Vapor Line	in	5/8	5/8	5/8	5/8	5/8
	System Liquid Line	in	3/8	1/2	5/8	5/8	5/8
	System Vapor Line High	in	3/4	7/8	7/8	7/8	7/8
	System Vapor Line Low	in	7/8	1 1/8	1 1/8	1 1/8	1 1/8
Sound Pressure Data	Cooling Mode	dB(A)	31	31	31	31	31
	Heating Mode	dB(A)	31	31	31	31	31
	Simultaneous	dB(A)	38	38	38	38	38
Weight	Net Unit Weight	lbs	33	37	40	60	68
	Shipping Weight	lbs	46	50	53	75	82
Dimensions	W × D × H	in	30-15/16 x 25-7/8 x 8-9/16	30-15/16 x 25-7/8 x 8-9/16	30-15/16 x 25-7/8 x 8-9/16	43-13/16 x 25-7/8 x 8-9/16	43-13/16 x 25-7/8 x 8-9/16

1. All refrigerant pipes require insulation.
2. Each port can allow up to eight indoor units with a maximum capacity of 60k Btu/h per port.
3. All communication cable to be minimum 18 AWG, 2-conductor, twisted, stranded, shielded and must comply with applicable local and national code.
4. Kit components must be kept dry and free of debris before installation.
5. Must follow installation instructions in the applicable LG installation manual.
6. Power wiring cable size must comply with the applicable local and national code.
7. This unit comes with a dry nitrogen charge.
8. Due to our commitment to continued innovation, some specifications may be changed without notification.

ACCESSORIES

Outdoor Accessories

Air Guide

ZAGDKA51A

Air Guide

ZAGDKA52A

Hail Guard

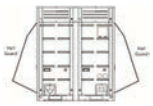

ZHGDKA51A
ZHGDKA52A

Low Ambient Baffle Kit

ZLABKA51A
ZLABKA52A

Wind Baffle

PAG-HS
(for use with Multi V S)

Variable Water Flow Control Kit

PWFCKN000

Low Ambient Kit

PRVC2

Cool/Heat Selector

PRDSBM

Outdoor Unit I/O Module

PVDSMN000

Type	Model	Description	Used with
Air Guide	ZAGDKA51A	Air Guide	Multi V 5 (6 Ton Chassis)
	ZAGDKA52A	Air Guide	Multi V 5 (8 to 20 Ton Chassis) Multi V 5 575V (6 to 20 Ton Chassis)
Hail Guard	ZHGDKA51A	Hail Guards Kit	Multi V 5 (6 Ton Chassis)
	ZHGDKA52A	Hail Guards Kit	Multi V 5 (8 to 20 Ton Chassis) Multi V 5 575V (6 to 20 Ton Chassis)
Low Ambient Baffle Kit	ZLABKA51A	Low Ambient Baffle Kit (requires PRVC2)	Multi V 5 (6 Ton Chassis)
	ZLABKA52A	Low Ambient Baffle Kit (requires PRVC2)	Multi V 5 (8 to 20 Ton Chassis) Multi V 5 575V (6 to 20 Ton Chassis)
Wind Baffle	PAG-HS6 / PAG-HS7	Low Ambient Baffle Kit	Multi V S (2 Ton)
	PAG-HS4 / PAG-HS5	Low Ambient Baffle Kit	Multi V S (3 to 5 Tons)
Variable Water Flow Control Kit	PWFCKN000	Variable Water Flow Control Kit for Multi V Water IV	Multi V Water IV Multi V Water 5
Low Ambient Control Kit	PRVC2	Low Ambient Control Kit (supports cooling down to -9°F)	Multi V 5
Cool/Heat Selector	PRDSBM	Cool/Heat Mode selector for Multi V systems	Multi V 5, Multi V S, Multi V Water 5/IV
I/O Module	PVDSMN000	Outdoor Unit I/O Module	Multi V 5/IV, Multi V Water 5/IV, Multi V S

Type	Model	Description	Used with
Base Pan Heater	ZPLT1A51A	Base Pan Heater (208/230V)	Multi V 5 (6 Ton Chassis)
	ZPLT1A52A	Base Pan Heater (208/230V)	Multi V 5 (8 to 20 Ton Chassis)
	ZPLT2A51A	Base Pan Heater (460V)	Multi V 5 (6 Ton Chassis)
	ZPLT2A52A	Base Pan Heater (460V)	Multi V 5 (8 to 20 Ton Chassis)

UNIT NOMENCLATURE

Outdoor Units and Heat Recovery Units

Outdoor Units (ODU)

ARU	M	072	C	T	E	5
Family	Type	Capacity	Electrical Ratings	Airflow Configuration	Efficiency	Generation

Family	**ARU**	Multi V™ Air Source Outdoor Unit
Type	**N**	Heat Pump
	B	Heat Recovery

Capacity (cooling capacity in Mbh)

072	72	**241**	240	**408**	408
096	96	**264**	264	**432**	432
121	121	**288**	288	**456**	456
144	144	**312**	312	**480**	480
168	168	**336**	336	**504**	504
192	192	**360**	360		
216	216	**384**	384		

Electrical Ratings	**B**	208–230V/60Hz/3Ph
	C	575V/60Hz/3Ph
	D	460V/60Hz/3Ph
Airflow Configuration	**S**	Side Discharge
	A	Not Applicable
Efficiency	**S**	Standard Efficiency
Generation	**4**	Fourth

Heat Recovery Units (HRU)

PRHR	02	3A
Family	Number of Ports	Series Number

Family	**PRHR**	Multi V™ Heat Recovery (HR) unit (Refrigerant R410A)

Number of Ports

02	Two Ports	**06**	Six Ports
03	Three Ports	**08**	Eight Ports
04	Four Ports		

Series Number	**3A**	Series Number

Due to our commitment to continued innovation, some specifications may be changed without notification.

© LG Electronics U.S.A., Inc., Englewood Cliffs, NJ. All rights reserved. "LG" is a registered trademark of LG Corp.

LG
Life's Good

AHRI CERTIFIED®
www.ahridirectory.org
Variable Refrigerant Flow (VRF) Multi-Split AC and HP
AHRI Standard 1230

Inverter

U.S. GREEN BUILDING COUNCIL MEMBER

ETL LISTED C US
Intertek

CSA® C US

ANAB ACCREDITED

LG Electronics Canada, Inc.
Air Conditioning Technologies
20 Norelco Drive, North York, Ontario. M9L 2X6

www.lgvrf.ca www.lg.ca

Distributed by

©2021 LG Electronics. All rights reserved.

Document Number : PC_VRF_Systems_Canada_12_20