



Essential Commercial TV with Multiple Use

LT340C

LG Commercial Lite TVs are specially designed for hospitality and business. Your guests and customers will welcome the LT340C's user-friendly interfaces and superb image and video quality.



* Actual product appearance may differ from the above simulated scene.

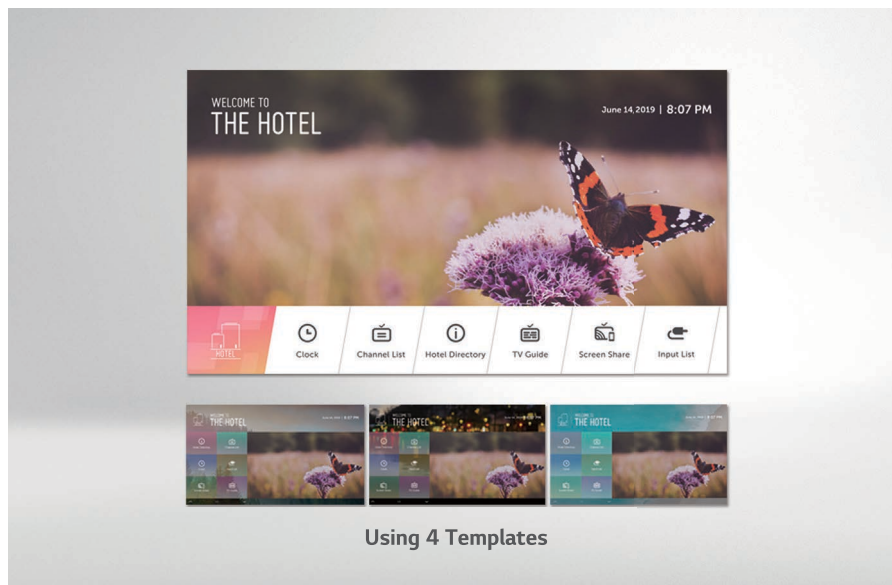
Essential Commercial TV with Multiple Use

LT340C

VALUE-ADDED SOFTWARE SOLUTION

Quick Menu

Enjoy LG's easy solution of menu home. Now LG provides the new Quick Menu (Ver 3.0), making it more easy and user friendly than ever. The solution has been upgraded in a big way; Hotel Promotional Video Creation Tool is added and Quick Manager is ready to use, which allows easy information distribution throughout the same network without a server or USB Cloning function, turning the solution into a perfect solution for Stand Alone Usage Scene.



SIMPLE CONTENT MANAGEMENT

USB Data Cloning

USB data cloning makes managing multiple displays more efficient for optimal operation, since users don't have to set up each display one by one. Once users copy data to a USB in one display, it will be easily distributed to others through a USB plug-in.



Essential Commercial TV with Multiple Use

LT340C

EASIER MAINTENANCE

Real-Time Remote Monitoring

In case of malfunctions or errors, real-time remote care is available. When an error occurs, a notification can be sent through the SNMP(Simple Network Management Protocol) protocol.

Power & Network in One Line

WOL(Wake-on-LAN) enables users to send a message through network to turn on displays. This greatly simplifies the installation and maintenance processes as only a single wire is required for power and network connection.



Essential Commercial TV with Multiple Use

LT340C

BETTER USABILITY

Compatibility with AV Control Systems

This LG TV has Crestron Connected® Certification, a function that is dedicated to meeting room and that meets the growing need in corporate meeting space market.



VALUE ADDED FEATURES

Time Scheduler

Create your own time scheduler of your Commercial TV. Once you set opening / closing hours and holidays, the TV will turn on/off according to work schedule.



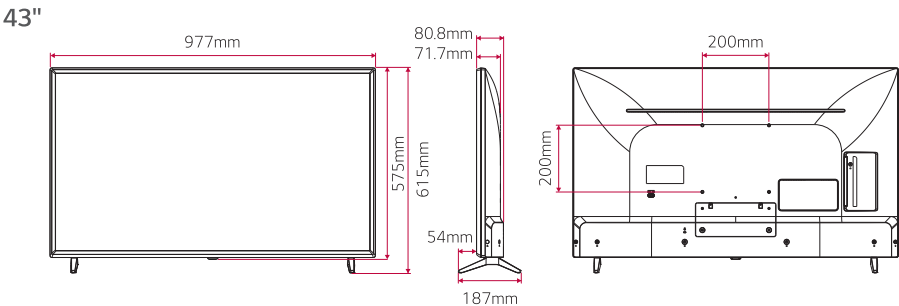
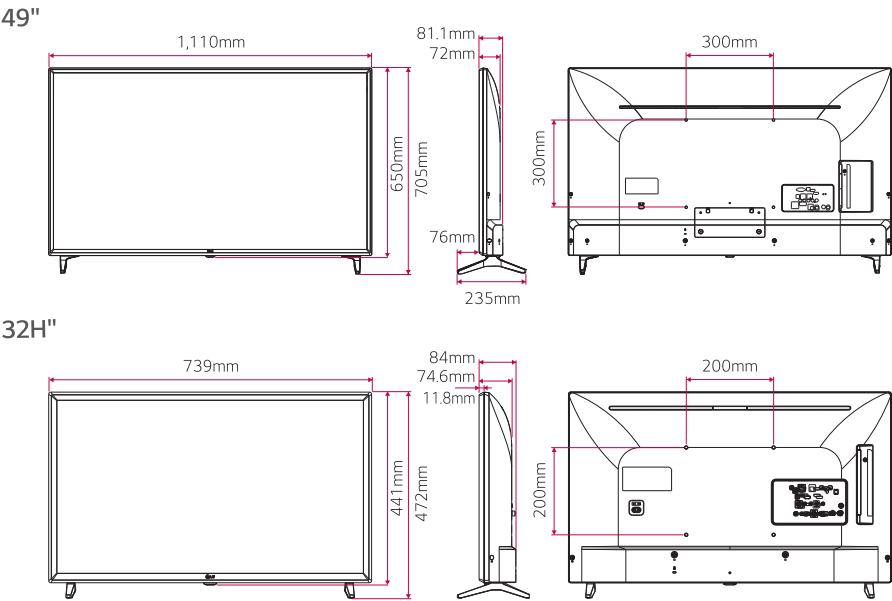
External Speaker Out

Enhance the entertainment experience by adding an additional speaker. Guests listen to and control the TV audio from anywhere in the business areas, including restrooms.



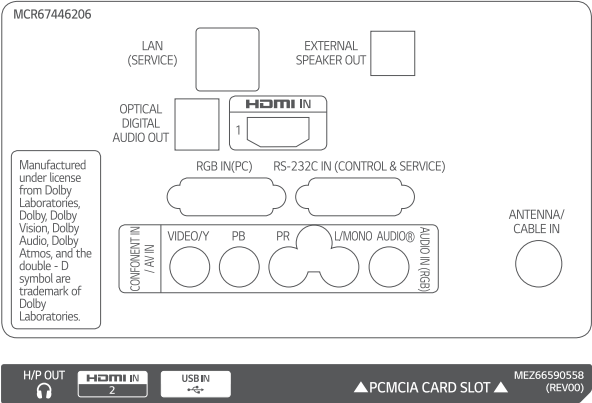
* It is a network based control system.
Available AV control systems may differ by regions.

DIMENSION

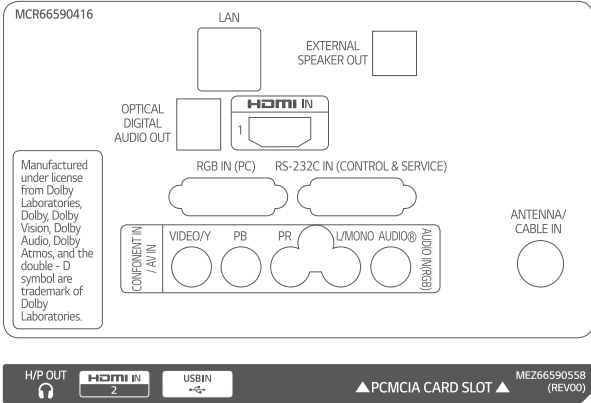


CONNECTIVITY

49" / 43"



32H"



* Dimensions & Jack Panels (Read/Side) may differ from the above image, so please contact LG salesteam to verify before ordering.

SPECIFICATIONS

		49LT340C	43LT340C	32LT340C
DESIGN	Stand Type	2 Pole	2 Pole	2 Pole
	Front Color	Ceramic BK	Ceramic BK	Ceramic BK
DISPLAY	Inch	49"	43"	32H"
	Resolution	1,920 x 2,080 (FHD)	1,920 x 2,080 (FHD)	1,366 x 768 (HD)
	Backlight Unit Type	Direct	Direct	Direct
	Operational Hours	16x7	16x7	16x7
BROADCASTING SYSTEM	Digital	• (DVB-T2 / C)	• (DVB-T2 / C)	• (DVB-T2 / C)
VIDEO	HDR / HDR Dolby Vision	- / -	- / -	- / -
AUDIO	Audio Output	10W + 10W	10W + 10W	5W + 5W
	Speaker System	2.0 ch	2.0 ch	2.0 ch
HOSPITALITY FEATURES		Quick Menu (3.0), USB Cloning, Wake On LAN, SNMP, Self Diagnostics (USB), HTNG-CEC (1.4), Simlink (HDMI-CEC, 1.4), IR Out, Multi IR Code, Hotel Mode / Installer Menu, Insert Image, Lock mode (Limited), Welcome Video / Screen, One Channel Map, External Speaker Out, RJP Compatibility, USB Auto playback / USB Auto playback+, Auto Off / Sleep Timer, Smart Energy Saving, Crestron Connected® (Network Based Control), Time Scheduler, Cromecast anti cover (optional), Anti-theft System (Kensington Lock, Credenza / Security Screw Hole, Lock Down Plate)		
JACK INTERFACE	Set Side	Headphone Out, HDMI In (2.0), USB (2.0), CI Slot		
	Set Rear	HDMI In (2.0), USB, RF In, AV In (Phone Jack Type), Digital Audio Out (Phone Jack Type), RGB In, RS-232C (Control & Service), RJ45 (SNMP & MHEG), External Speaker Out (Spk-out 1, 4W (Stereo, R: 2.0W, L: 2.0W, 8Ω))		
DIMENSION (UNIT : mm / kg)	Vesa	300 x 300	200 x 200	200 x 200
	W x H x D / Weight (with stand)	1,110 x 705 x 235 / 11.4	977 x 615 x 187 / 8.1	739 x 472 x 168 / 4.9
	W x H x D / Weight (without stand)	1,110 x 650 x 72 (81.1) / 11.3	977 x 575 x 71.7 (80.8) / 8.0	739 x 441 x 74.6 (84) / 4.85
	W x H x D / Weight (Shipping)	1,193 x 770 x 158 / 13.4	1,060 x 660 x 152 / 10.5	812 x 510 x 142 / 6.1
POWER (UNIT : WATTS)	Voltage, Hz	100 ~ 240, 50 / 60	100 ~ 240, 50 / 60	100 ~ 240, 50 / 60
	Typical	71.0	60.5	33.9
	Stand-by	0.5	0.5	0.5

* Specifications are subject to change without notice, so please contact LG salesteam to verify before ordering.

As a continuing policy of product development at LG Electronics, the design and specifications are subject to change. They may vary from model to model. Colour/shades may vary due to printing restrictions. E&OE.



B2B CUSTOMER CARE

1800-180-9898
(Toll Free)

5757554
(Send SMS)

www.lg.com/in/support

MOBILE APP

LG Service India Mobile App Available at
 Google Play

www.facebook.com/lgindiapage/

www.twitter.com/LGIndia

To know more about LG, visit www.lg.com/in
 For B2B Solutions/Product enquiries, please write to b2b.solutions@lge.com
 For B2B Service, please write to b2bsupport.india@lge.com



Regd. Office: LG Electronics India Pvt. Ltd., A Wing (3rd Floor), D-3, District Center, Saket, New Delhi-110017

CIN No. U32107DL1997PTC220109