



\* All images in this datasheet are for illustrative purposes only.

## Interactive Digital Board TR3ER Series

# Inspire, Communicate, and Create Change with Seamless Technology, **LG CreateBoard**



Genuine Touch & Writing Experience



Security & Compatibility



Easy Connection & Sharing



Remote-control Services



Google EDLA



User Friendly Experience


### TR3ER

Display	Inch	86" / 75" / 65"
	Native Resolution	3,840 × 2,160 (UHD)
	Brightness	350 nits (Typ.)
Touch	Multi-Touch Point	Max. 50 Points
Software	OS Ver.	Android 16 (EDLA)
Connectivity	Input	HDMI (3), Audio, RS-232C, RJ45 (LAN), USB 3.0 Type-A (3), USB 2.0 Type-A, USB Type-C
	Output	HDMI, Audio, Touch USB (2)



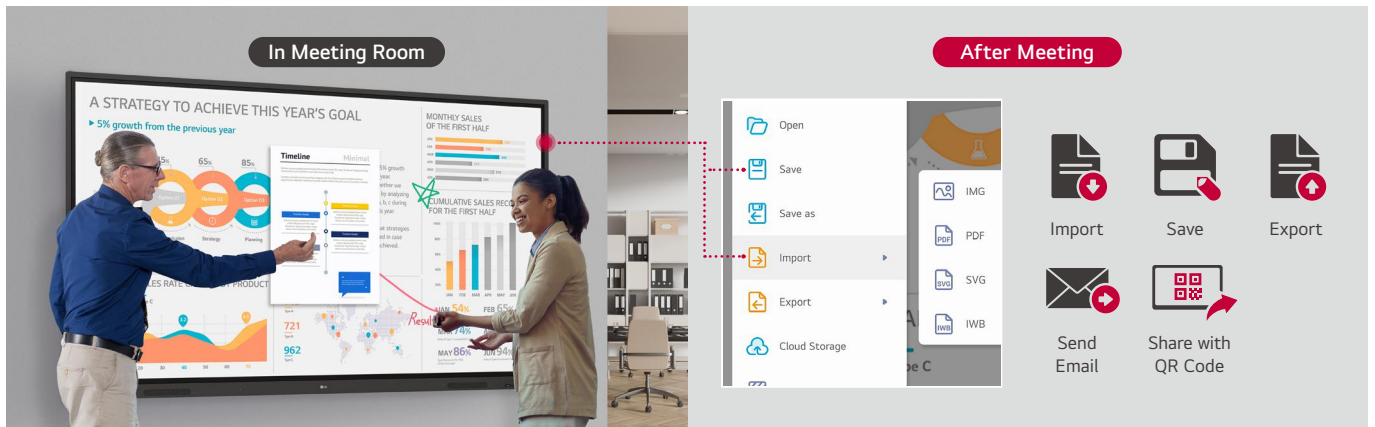
## Creative Whiteboard Solution

LG CreateBoard offers a lifelike touch experience, allowing users to interact with content directly on the board. You can write, draw, zoom, and rotate using just your fingers, making it an effective tool for creative projects or presentations. Additionally, LG CreateBoard enables screen and content sharing, making it an excellent tool for seamless collaboration even with remote team members.



## Various Teaching Templates

LG CreateBoard offers a variety of educational templates and tools such as a ruler, table, and sticky note, fostering active student participation and facilitating intuitive lessons.



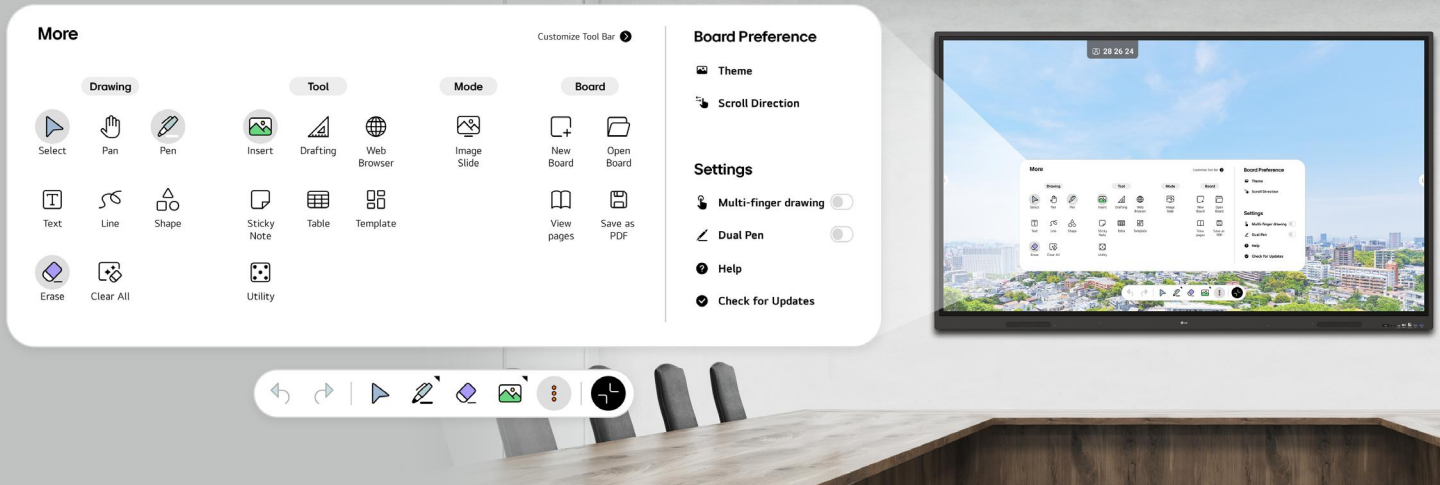
## Easy to Save / Import / Export

LG CreateBoard incorporates straightforward import and export features. Resources can be saved and directly imported to and from Google Drive or OneDrive. After meetings, you can directly send emails to share materials, or scan a QR code to transfer them to your personal device.

\* All images in this datasheet are for illustrative purposes only.

# LG CreateBoard Lab

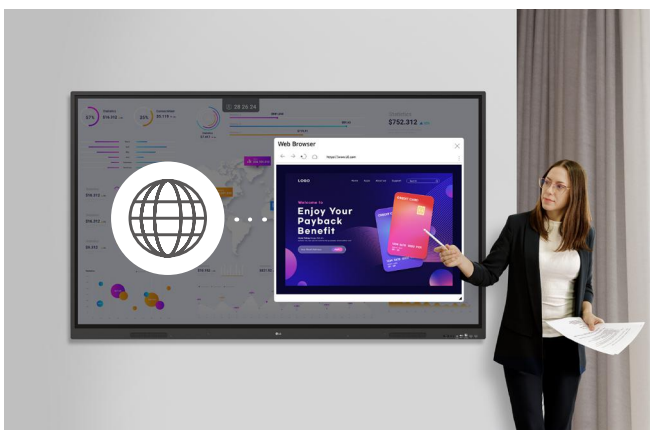

LG's proprietary whiteboarding software



## Tools for Fluid Discussion

A variety of tools such as a calculator, clock, and sticky note are available to facilitate smooth discussions and ensure seamless idea sharing and communication. Also, users can personalize the menu bar with their most frequently used tools, thereby improving their work efficiency.

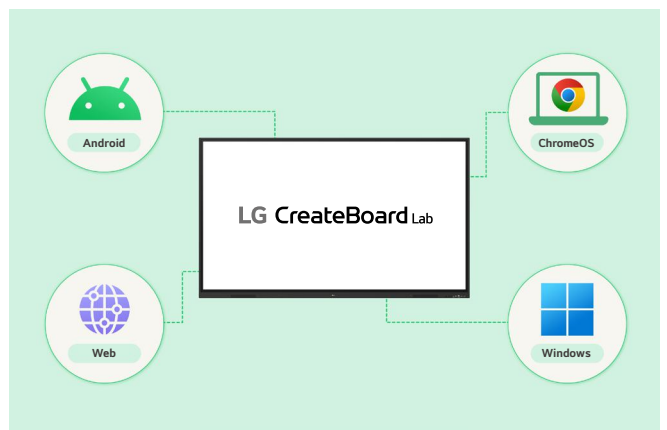
The following features are included:



## Web Browser

When you need a reference during a discussion, you can access various online information in real time with the simple click of a web browser. The necessary information found on the internet can be easily dragged and dropped into the material you're creating, enhancing the productivity of your meetings.

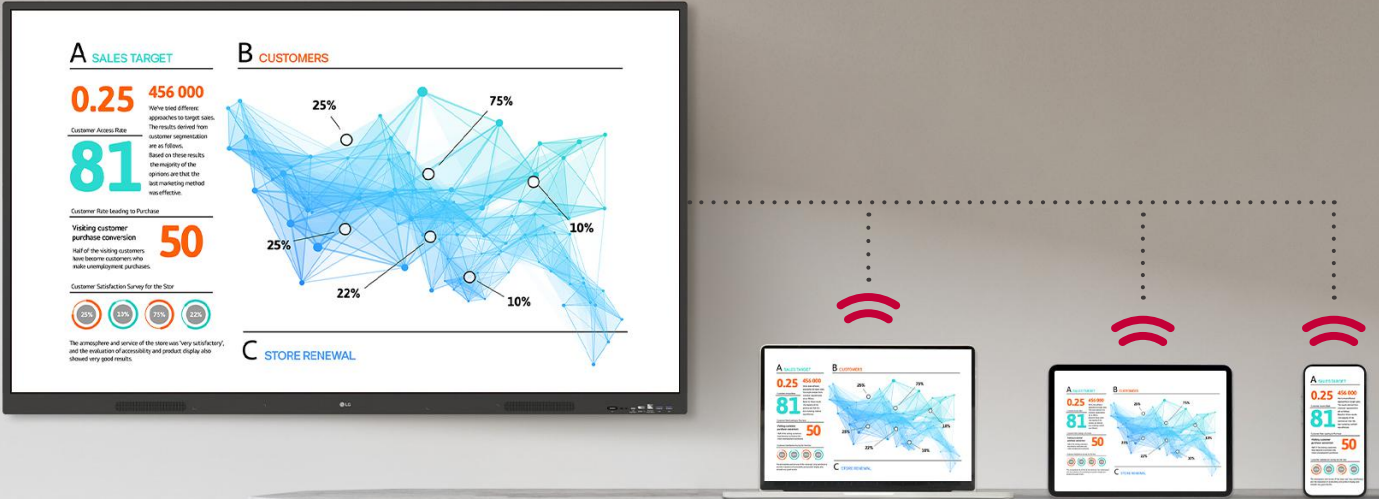
\* Users can drag and drop text, images, links, etc.



## Multi-OS Support

LG CreateBoard Lab offers multi-OS support, allowing users to utilize it not only with LG CreateBoard but also with other devices. This enables users to maintain a seamless experience on tablets, laptops, and various other devices, even outside the classroom.


\* Certain features may not be supported depending on the operating system.  
 \* LG CreateBoard Lab is compatible with Android, Windows, Chrome, and the Web.



## LG CreateBoard Share

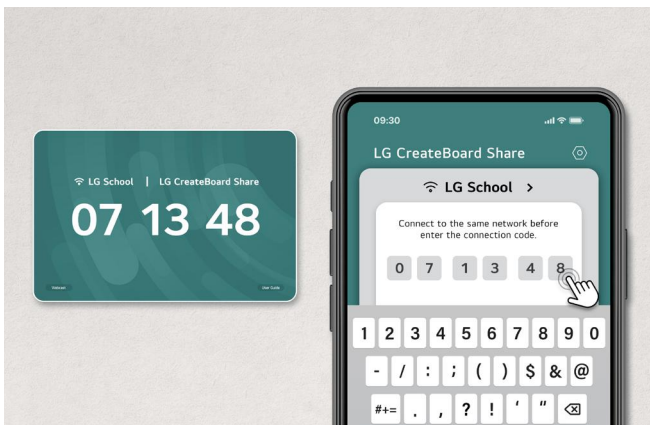
LG CreateBoard Share offers a wireless screen sharing feature, providing users with a flexible discussion environment. Users can share their screen from their own PC, tablet, or smartphone, simplifying the process of sharing and collaborating on team projects or presentation materials.

- \* LG CreateBoard also supports app-less sharing for PC, tablet, or smartphone (via website) within the same network.
- \* For a more stable connection, we recommend the installation of a dedicated app (LG CreateBoard Share).
- \* LG CreateBoard Share app is compatible with Android 5.1 and higher, iOS 12.0 and higher, and MacOS 11.0 and higher.



## Wireless ScreenShare Feature for Seamless Meeting Environment

LG CreateBoard Share establishes a seamless and stable meeting room without the need for extra cables or connections. Presenters can now share their screens without the need to inconveniently move around and unplug and plug cables each time the presenter changes. With the capability to share up to 4 screens in real-time, it's possible to display multiple people's materials simultaneously when needed, thereby enhancing the efficiency of collaboration.




## Simple Connection to LG CreateBoard Share

Users can easily utilize the wireless screen sharing feature via LG CreateBoard Share app, and even without the app, they can still conveniently access this feature through the website. A quick connection to LG CreateBoard Share can be established by entering a 6-digit code.



### Presentation Convenience and Flexibility in Meeting Room

Wireless screen sharing empowers presenters to navigate freely within a meeting room, unencumbered by cables. This feature enables them to seamlessly control their presentations directly from their own devices. In addition, they can conveniently send photos and videos stored on their personal devices, enhancing the fluidity and richness of their presentations.



### Presentation Convenience and Flexibility in Classroom

In the classroom, the lecturer or presenter doesn't need to conduct the lesson near the LG CreateBoard, but can flexibly conduct the lesson from anywhere in the classroom. This promotes a more flexible classroom environment and can help keep students more focused.



### Secure Mode

LG CreateBoard Share supports Secure Mode, which allows users to grant permissions for sharing. Secure Mode prevents unauthorized users from sharing their screen.

\* All images in this datasheet are for illustrative purposes only.



Scheduling



Video



Image



Audio



Live Streaming








## LG ConnectedCare

LG ConnectedCare is a cloud solution for remotely monitoring, controlling, and managing the status of LG CreateBoard and LG signage displays. This feature enables IT managers to operate and manage important resources on operating devices without physically visiting sites.

\* 'LG ConnectedCare' needs to be purchased separately.

\* The availability of the 'LG ConnectedCare' service differs by region, so please contact the LG sales representative in your region for more details.


**The following features are included**

-   
 Summary of connection status and device issues
-   
 List of apps frequently used
-   
 No response status, filtered by date (webOS, Android)
-   
 Recent issue type
-   
 Scheduling history for the previous 7 days

### Dashboard

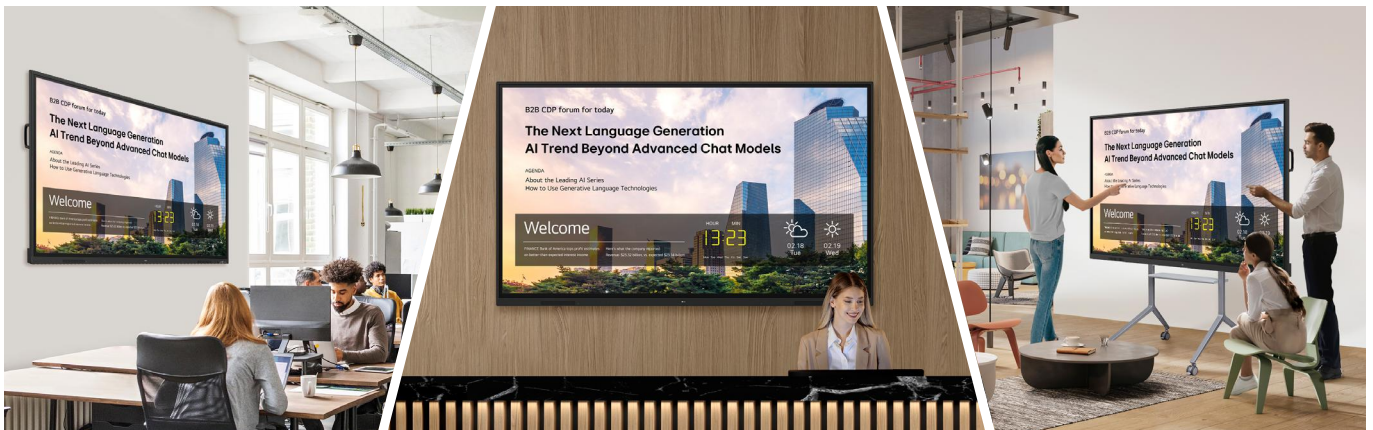
The LG ConnectedCare dashboard allows you to view and monitor multiple devices at the same time, thereby saving time and boosting efficiency.

\* All images in this datasheet are for illustrative purposes only.




## Remote-control

The LG ConnectedCare enables centralized and simple control of digital signage connected to the system. Frequently used functions such as power on/off, scheduling and screen brightness adjustment can be applied remotely.



## Broadcasting

Messages and a range of other content can be sent from the main system to individual devices connected to LG ConnectedCare. Company events or announcements can be broadcasted remotely from the central system at once.



## Alert Message

In case of urgent occasions such as a fire or a natural disaster, alert messages can be distributed manually across the system, which help teachers and students to swiftly perceive the situation and promptly take safety action.


## Google Certification



### Google Certification

LG CreateBoard has received Google certification, enabling users to seamlessly integrate with the Google ecosystem by connecting their Google accounts.

- \* Exceptions apply in countries without Google services.
- \* A Google account is required to access the Google ecosystem.
- \* The TR3ER is equipped with Android 16.

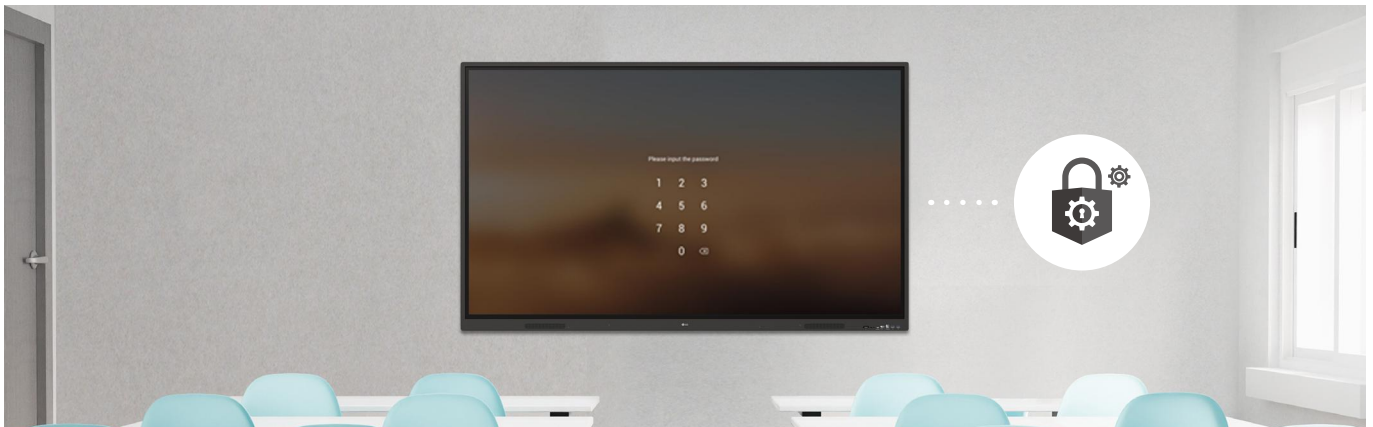


### Google Play Store

Users have access to the Google Play Store, where they can download a wide range of applications, including education-related games, tools, and more for an expanded experience.


- \* Exceptions apply in countries without Google services.
- \* A Google account is required to access the Google Play Store.

## Secure Functions



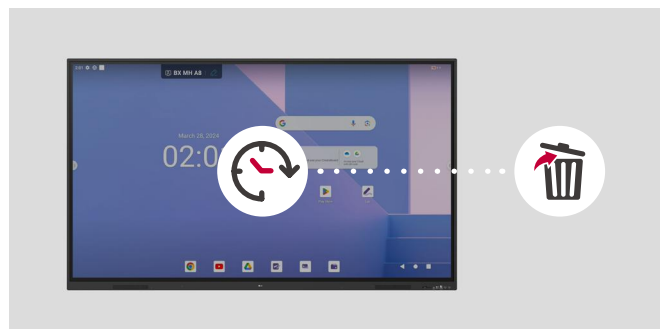
### Screen Lock

Users can lock the screen using the Screen Lock function, and unlock it by entering a password. This protective measure can be set up in the Settings menu, safeguarding the device from unauthorized access.



### USB Lock Mode

USB Lock Mode is a security measure that helps prevent data from being copied to unauthorized devices, which is essential when being used in spaces where security is critical.



### Auto-remove Files

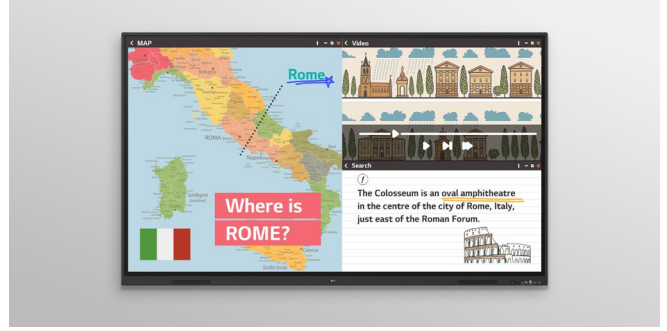
Users can set LG CreateBoard to delete files regularly for enhanced security.

# Other Features



## Multi-touch

LG CreateBoard boasts a multi-touch functionality that can concurrently detect up to 50 touch points. This feature facilitates simultaneous touch and gesture inputs from multiple users, fostering easy collaboration and idea sharing among team members. This enables efficient interaction in group activities or meetings.



## Multi-screen Mode

LG CreateBoard supports a multi-screen mode, allowing users to utilize multiple screens simultaneously. Users can take notes, play videos, and browse the web at the same time, thereby enhancing work efficiency.


\* Multi window mode may not work for some apps.



## C-type Connection

USB-C connectivity simplifies connections which enables charging and sending data simultaneously over just one single cable.


\* USB Type-C cables are sold separately.



## Front Connectivity Design

LG CreateBoard is designed with front display ports, making it easy for users to connect or disconnect cables.

\* The power connector is located on the side and back of the unit.



## Built-in OPS Slot

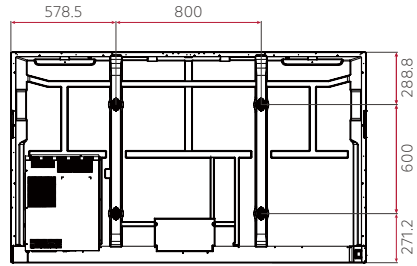
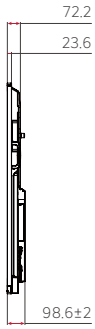
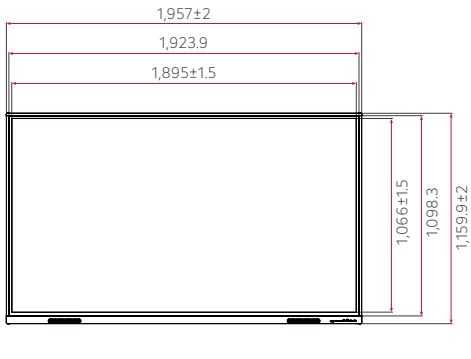
LG CreateBoard supports OPS slots, allowing users to conveniently mount OPS Module at the back of the screen without the hassle of connecting to an external desktop. This enables various PC functions and Windows software.

\* OPS : Open Pluggable Specification  
 \* OPS slot is sold separately.

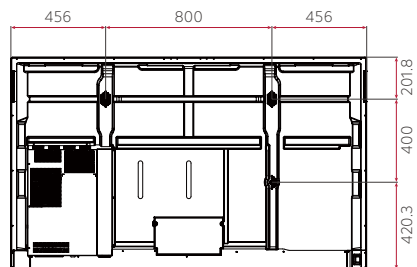
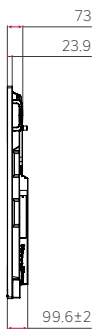
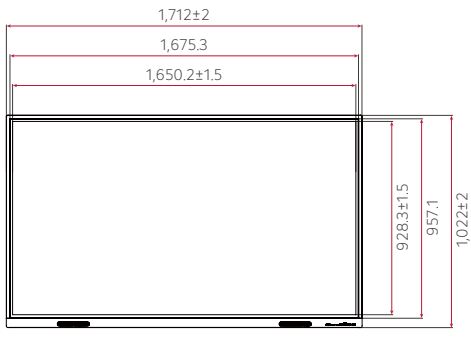
\* All images in this datasheet are for illustrative purposes only.

# Dimension (unit: mm)

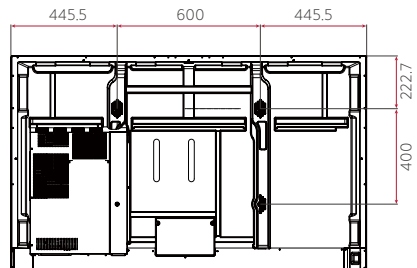
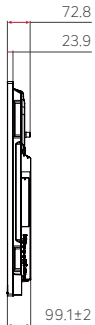
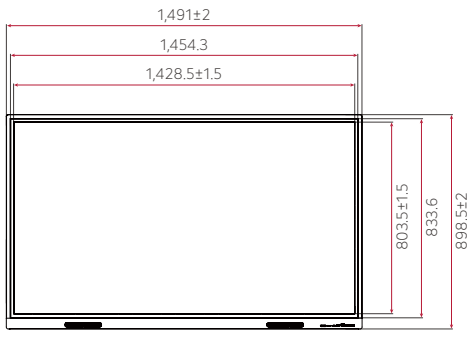
86"



75"

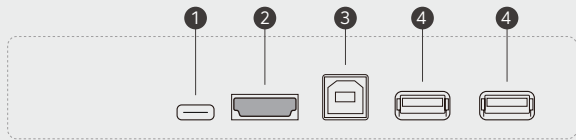


65"

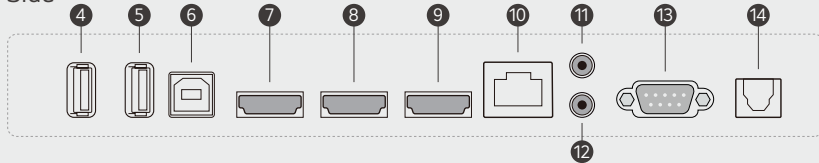


# Connectivity

Bottom



Side



- 1 USB Type-C
- 2 HDMI™ 3
- 3 TOUCH 2
- 4 USB 3.0
- 5 USB 2.0
- 6 TOUCH 1
- 7 HDMI™ OUT
- 8 HDMI™ 1
- 9 HDMI™ 2
- 10 LAN
- 11 AUDIO OUT
- 12 AUDIO IN
- 13 RS-232C
- 14 SPDIF



Download  
LG Digital Connect  
Mobile App  
Google Play

- [www.lg.com/global/business/information-display](http://www.lg.com/global/business/information-display)
- [www.youtube.com/c/LGCommercialDisplay](https://www.youtube.com/c/LGCommercialDisplay)
- [www.facebook.com/LGInformationDisplay](https://www.facebook.com/LGInformationDisplay)
- [www.linkedin.com/company/lginformationdisplay](https://www.linkedin.com/company/lginformationdisplay)

LG may make changes to specifications and product descriptions without notice. Copyright © 2026 LG Electronics Inc. All rights reserved. "LG Life's Good" is a registered trademark of LG Corp. The names of products and brands mentioned here may be the trademarks of their respective owners.

