

Eco- Friendly & Economical

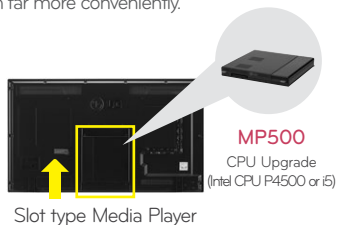
# LED WIDESCREEN FULL HD DISPLAY WS50B



WS50B 42" 47" 55"

## EASY INSTALLATION / MAINTENANCE

Light MP500 Built-In Media Player makes your signage look even slimmer and helps you maintain the system far more conveniently.




## LED HIGH PICTURE QUALITY

Brightness



## NARROW & EVEN BEZEL

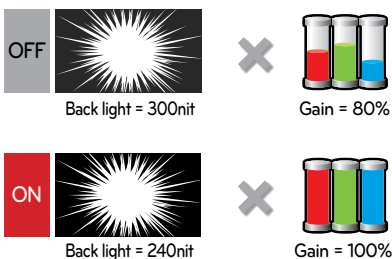
WS50B has Narrow bezel so this can save space efficiently. Also, it designed even size bezel that can make video wall image look natural.



## WS SERIES

### Smart Energy Saving

Reduction energy consumption by approximately 30%

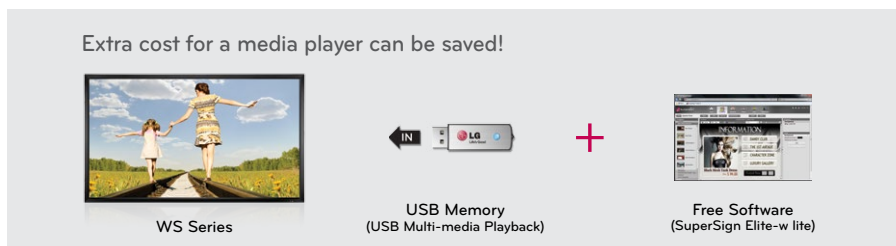


### Media Player Integrated Solution

The solution integrated with media player foregoes the need for additional media players and allows you to cut down expenses.

### Easy & Fast Delivery of Contents

- USB multi-media playback
- User friendly interface by using web-based management S/W SuperSign Elite-w lite



LED WIDESCREEN FULL HD DISPLAY

**WS50B** 42F", 47F", 55F"



**FEATURES**

- 1,920 x 1,080 (FHD)
- Brightness : 450nit
- Narrow & Even Bezel
- Tile Mode (Up to 15 x 15)
- PC Built-in Ready (Compatibility with MP500)
- 42F" : 115W(Typical) , 75W(Smart Energy Saving on)
- 47F" , 55F" : 120W(Typical), 85W(Smart Energy Saving on)


**SPECIFICATIONS**

		WS50B	
PANEL	Screen Size	42F", 47F", 55F"	
	Panel Technology	IPS (LED BLU)	
	Aspect Ratio	16 : 9	
	Native Resolution	1,920 x 1,080 (FHD)	
	Brightness	450nit	
	Contrast Ratio	1,300 : 1	
	Dynamic CR	500,000 : 1	
	Viewing Angle (H x V)	178 x 178	
	Response Time	12ms (G to G)	
	CONNECTIVITY	Input (Rear)	
Digital		HDMI(1), DVI-D(1), Display Port(1) with HDCP for all input	
Analog		Component(1), Composite(1), RGB(1) (Shared with D-Sub)	
Audio		RGB/DVI-D/AV/Component(3.5Φ 1)	
External Control		RS232C(1), RJ45(1), IR(1)	
USB		Yes(1)	
Output (Rear)			
Digital		DVI-D(1)	
Analog		Component(1), Composite(1), RGB(1) (Shared with D-Sub)	
Audio		External Speaker	
External Control		RS232C(1), IR(1)	
Audio			
Auto Volume		No	
Balance		Yes	
Audio Power		20W (10W x 2)	
Speaker On/off		Yes	
Clear Voice II		Yes	
Sound mode		Standard, Music, Cinema, Sport, Game	
PHYSICAL SPECIFICATION		Bezel Width	42" : 11.5mm, 47" : 11.2mm
		Monitor Dimension (W x H x D)	42" : 96.16cm x 55.45cm x 3.19cm 47" : 107.18cm x 61.6cm x 3.1cm 55" : 124.2cm x 71.3cm x 3.3cm
	Weight (Head)	42" : 13.7kg, 47" : 15.7kg, 55" : 23.5kg	
	Carton Dimensions (W x H x D)	42" : 108.5cm x 74.0cm x 12.5cm 47" : 119.7cm x 77.0cm x 14.0cm 55" : 132.4cm x 85.8 cm x 15.9cm	
	Packed Weight	42" : 17.2kg, 47" : 19.4kg, 55" : 28.5kg	
	VESA™ Standard Mount Interface	400mm x 400mm	

SPECIAL FEATURES	Additional	Smart Energy Saving, Multi-media Playback, PIP/PBP, Temp Sensor, Tile Mode (Up to 15 x 15), ISM Method, Key Lock
ENVIRONMENT CONDITIONS	Operation Temperature	0 °C to 40 °C
	Operation Humidity	10 % to 80 %
POWER	Power Supply	100-240V-, 50/60Hz
	Power Consumption	
	Typical / Smart Energy Saving	42" : 115W(Typ), 75W(Smart Energy Saving on) 47", 55" : 120W(Typ), 85W(Smart Energy Saving on)
	DPMS	47", 55" : 1W(Set Only), 2W(With External Device)
	Power Off	0.5W
STANDARD(CERTIFICATION)	Safety	UL, cUL, CB scheme, TUV
	EMC	FCC Class "A", VCCI, C-trick, CE, KCC
	ErP / Energy Star	Yes / Yes (Energy Star 5.1)
MEDIA PLAYER COMPATIBILITY	Slot PC Compatible (optional)	Yes
	External Media Player Attachable	No
SOFTWARE COMPATIBILITY	SuperSign Elite-w lite	Yes (Editing, Scheduling, Distribution & Play, Control)
ACCESSORY	Included	Remote Controller, Power Cable, RGB Cable, Manual, ESG, IR Receiver
	Optional	AP-WX60 / AP-WX70 (Wall Mount), SP-2000 (Speaker), ST-200T (Stand), MP500 (Media Player)

※ Image may differ slightly from actual product. Specifications are subject to change without prior notice.

**INTERFACE**  
(42F", 47F", 55F")



**DIMENSION (unit : mm)**

