146 - 275
COMMERCIAL

SINGLE SPLIT



H-INVERTER (R32) STANDARD INVERTER (R32)

H-INVERTER (R32)									STANDARD INVERTER (R32)								
kBtu/h	Type / kW	Ceiling Mounted Cassette	Ceiling Concealed Duct Mid Static	Ceiling Concealed Duct Low Static	Ceiling Suspended	ODU 1Ø	ODU 3Ø		Ceiling Mounted Cassette	Round Cassette	Ceiling Concealed Duct Mid Static	Ceiling Concealed Duct Low Static	Ceiling Suspended	Wall Mounted	Console	ODU 1Ø	ODU 3Ø
9	2.5	UT09RH N00				UUA1 U10			CT09F N00			CL09F N00		MU09PC N00	UQ09F N00	UUA1 U10	
12	3.4	UT12RH N00	UM12RH N10	UL12RH N30					CT12F N00			CL12F N30		MU12PC N00	UQ12F N00		
18	5.0	UT18RH N00	UM18RH N10	UL18RH N30	UV18RH N10	UU81 U20			CT18F N00		CM18F N10	CL18F N60	UV18F N10	MU18PC N00	UQ18F N00	UU81 U20	
24	6.8	UT24RH N00	UM24RH N20		UV24RH N20	UUC1 U40			CT24F N30		CM24F N10	CL24F N30	UV24F N10	MU24PC N00		UUC1 U40	
30	8.0	UT30RH N00	UM30RH N20		UV30RH N20				UT30F N00		UM30F N10		UV30F N10	US30F N00			
36	9.5	UT36RH N00	UM36RH N30		UV36RH N20				UT36F N00	UT36F N10	UM36F N20		UV36F N20	UK36F N00			
42	12.0	UT42RH N00	UM42RH N30		UV42RH N20	UUC1 U80	UUC3 U30		UT42F N00		UM42F N20		UV42F N20			UUC1 U80	UUC3 U30
48	13.4	UT48RH N00	UM48RH N30						UT48F N00	UT48F N10	UM48F N20		UV48F N20				
60	14.6	UT60RH N00							UT60F N00		UM60F N20		UV60F N20				
70	20.0																
85	25.0																

COMPACT INVERTER (R32) STANDARD INVERTER (R410A)

COMPACT INVERTER (R32)									STANDARD INVERTER (R410A)			
kBtu/h	Type / kW	Ceiling Mounted Cassette	Ceiling Concealed Duct Mid Static	Ceiling Concealed Duct Low Static	Ceiling Suspended	Wall Mounted	ODU 1Ø		Ceiling Concealed Duct (High Static)	Floor Standing	ODU 1Ø	ODU 3Ø
9	2.5											
12	3.4											
18	5.0	CT18F N00	CM18F N10	CL18F N60	UV18F N10		UUA1 U10					
24	6.8	CT24F N00	CM24F N10	CL24F N30	UV24F N10		UU81 U20					
30	8.0	UT30F N00	UM30F N10		UV30F N10	US30F N00						
36	9.5	UT36F N00	UM36F N30		UV36F N20	US36F N00	UUC1 U40					
42	12.0											
48	13.4									UF48 MT2	UU48W U32	UU48W U32
60	14.6											
70	20.0								UST0 N94			UU70W U34
85	25.0								US85 N94			UU85W U74

SINGLE SPLIT

FEATURE OVERVIEW

CATEGORY		H-INVERTER (R32)								
kBtu/h		9	12	18	24	30	36	42	48	60
kW		2.5	3.4	5.0	6.8	8.0	9.5	12.0	13.4	14.6
Supreme Energy Efficiency	BLDC Comp & Fan Motor	•	•	•	•	•	•	•	•	•
	Eximious Coils	•	•	•	•	•	•	•	•	•
	High Level SEER / SCOP	•	•	•	•	•	•	•	•	•
	Variable Voltage Control	•	•	•	•	•	•	•	•	•
	Wide Louver Fin	•	•	•	•	•	•	•	•	•
	Optimized Heat Exchanger Path			•	•	•	•	•	•	•
	Power Saving Start up	•	•	•	•	•	•	•	•	•
	Peak Current Control			•	•	•	•	•	•	•
	Mode Lock	•*	•*	•	•	•	•	•	•	•
	Standby Mode	•	•	•	•	•	•	•	•	•
Comfort Environment	Comfort Cooling with Humidity sensor**			•	•	•	•	•	•	•
	Night Silent Operation			•	•	•	•	•	•	•
	Continuous Cooling Operation	•	•	•	•	•	•	•	•	•
High Performance & Reliability	Quick & Reliable Operation	•	•	•	•	•	•	•	•	•
	R1 Compressor						•	•	•	•
	Corrosion resistance Black Fin	•	•	•	•	•	•	•	•	•
	Long Pipe Installation	•	•	•	•	•	•	•	•	•
Convenient Control System	LG ThinQ***	•	•	•	•	•	•	•	•	•
	Easy Control (RS-485 Connection)	•	•	•	•	•	•	•	•	•
	1 Point External Input****	•	•	•	•	•	•	•	•	•
	Forced Cooling Operation			•	•	•	•	•	•	•
	Mobile LG MV	•	•	•	•	•	•	•	•	•
	Weekly Program*****	•	•	•	•	•	•	•	•	•
Enhanced Application	Synchro Function									
	Connection with AHU			•	•	•	•	•	•	•

* With controller PREMTB001 / PREMTB01 / PREMTB100 / PREMTB010
** Available only for Ceiling Mounted cassette (840 x 840), Ceiling Suspended, Console models.
*** Available with LG Wi-Fi modem(PWFMDB200) and it should be connected to the indoor unit.
**** Available except for Wall Mounted Unit.
***** Weekly program is available with wired remote controller

FEATURE OVERVIEW

CATEGORY		STANDARD INVERTER (R32)									COMPACT INVERTER (R32)			
kBtu/h		9	12	18	24	30	36	42	48	60	18	24	30	36
kW		2.5	3.4	5.0	6.8	8.0	9.5	12.0	13.4	14.6	5.0	6.8	8.0	9.5
Supreme Energy Efficiency	BLDC Comp & Fan Motor	•	•	•	•	•	•	•	•	•	•	•	•	•
	Eximious Coils	•	•	•	•	•	•	•	•	•	•	•	•	•
	High Level SEER / SCOP	•	•	•	•	•	•	•	•	•	•	•	•	•
	Variable Voltage Control	•	•	•	•	•	•	•	•	•	•	•	•	•
	Wide Louver Fin	•	•	•	•	•	•	•	•	•	•	•	•	•
	Optimized Heat Exchanger Path			•	•	•	•	•	•	•		•	•	•
	Power Saving Start up	•	•	•	•	•	•	•	•	•	•	•	•	•
	Peak Current Control			•	•	•	•	•	•	•		•	•	•
	Mode Lock	•*	•*	•	•	•	•	•	•	•	•*	•	•	•
	Standby Mode	•	•	•	•	•	•	•	•	•	•	•	•	•
Comfort Environment	Comfort Cooling with Humidity sensor**	•	•	•	•	•	•	•	•	•	•	•	•	•
	Night Silent Operation			•	•	•	•	•	•	•		•	•	•
	Continuous Cooling Operation	•	•	•	•	•	•	•	•	•				
High Performance & Reliability	Quick & Reliable Operation	•	•	•	•	•	•	•	•	•	•	•	•	•
	R1 Compressor						•	•	•	•				
	Corrosion Resistance Black Fin	•	•	•	•	•	•	•	•	•	•	•	•	•
	Long Pipe Installation	•	•	•	•	•	•	•	•	•	•	•	•	•
Convenient Control System	LG ThinQ***	•	•	•	•	•	•	•	•	•	•	•	•	•
	Easy Control (RS-485 Connection)	•	•	•	•	•	•	•	•	•	•	•	•	•
	1 Point External Input****	•	•	•	•	•	•	•	•	•	•	•	•	•
	Forced Cooling Operation			•	•	•	•	•	•	•		•	•	•
	Mobile LG MV	•	•	•	•	•	•	•	•	•	•	•	•	•
	Weekly Program*****	•	•	•	•	•	•	•	•	•	•	•	•	•
Enhanced Application	Synchro Function						•	•	•	•				
	Connection with AHU			•	•	•	•	•	•	•		•	•	•

* With controller PREMTB001 / PREMTB01 / PREMTB100 / PREMTB010
** Available only for Ceiling Mounted cassette (840 x 840), Ceiling Suspended, Console models.
*** Available with LG Wi-Fi modem(PWFMDB200) and it should be connected to the indoor unit.
**** Available except for Wall Mounted Unit.
***** Weekly program is available with wired remote controller

Triple Line-up for On-site Customization

Customer has various options to select suitable model as desired condition.

Line-up	Description	9k (2.5kW)	12k (3.4kW)	19k (5.0kW)	24k (6.8kW)	30k (8.0kW)	36k (9.5kW)	42k (12.0kW)	48k (13.4kW)	60k (16.8kW)
H-INVERTER (R32) SEER	High Performance - Suitable for high quality functions - Maximum pipe length up to 85m* - Floor Detection Sensor (Default) - Wide Cooling operation range (-20°C ~ 52°C) & 100% Capacity at 48°C * - Wide Heating operation range (-25°C ~ 18°C) & 100% Capacity at -15°C *	UU91	UU91	UUC1	UU01/3					
STANDARD INVERTER (R32) SEER	Wide Commercial Applications - Suitable for wide commercial applications - Maximum pipe length up to 85m* Synchro Function over 26k Model (Max. 4 IDUs) - Wi-Fi Modem and Floor Detection Sensor (Option) - Wide Cooling operation range (-20°C ~ 52°C)* - Wide Heating operation range (-25°C ~ 18°C)*	UU91	UU91	UUC1	UU01/3					
COMPACT INVERTER (R32) SEER	Compact & Cost Effective - Suitable for busy environments and small shops - Very compact and easy to install - Maximum pipe length up to 50m* - Wi-Fi Modem and Floor Detection Sensor (Option) - Cooling operation range (-20°C ~ 50°C)* - Heating operation range (-15°C ~ 18°C)*		UU91	UU91	UUC1					

* This specification can be different as per each model or combination.

H-Inverter : High Performance with lower energy consumption

Energy Saving
SEER class : A+++ ~ A++

High heating capacity at low ambient condition
17% higher than standard

High cooling capacity at overload condition
7% higher than standard

* This specification can be different as per each model or combination.

Standard : Wide Application with diverse design range

Flexible Installation
Max. pipe length up to 85m*

Wide Operation Range
Cooling (DB) : 20 ~ 52 °C*
Heating (WB) : -25 ~ 18 °C*

Energy Saving
SEER class : A+++ ~ A++

* This specification can be different as per each model or combination.

Compact : Maximize Space Utilization with Compact Size

Compact Size
Smaller Outdoor Unit

Energy Saving
SEER class : A+++ ~ A++

Flexible Installation
Max. pipe length up to 50m*

* This specification can be different as per each model or combination.

Free Combination

Enables to increase LG SingleSplit Line-up from 45 sets to 101 sets with only 5 outdoor units.

Capacity (Btu/h)

Line-up	9k	12k	18k	24k	30k	36k	42k	48k	60k
H-Inverter	UU*1		UU*1	UU*1		UU*1			
Standard						UU*2			
Compact			UU*1	UU*1		UU*1			

Differentiated Specification

LG Single split provide differentiated features (Performance / Installation / Convenience) by each product line.

Item		H-INVERTER	STANDARD	COMPACT	19K Standard (Ref.)
		High Performance	Indecommercial applications	Compact & cost effective	
Performance	SEER Class	A+++ – A+	A++ – A+	A++ – A	A++ – A+
	Cooling Capacity* @48°C	112%	105%	89%	100%
	Heating Capacity* @-15°C	124%	107%	98%	100%
	Operation Range* (Cooling, DB)	-20 – 50 °C		-10 – 48 °C	-15 – 48 °C
	Operation Range* (Heating, WB)	-20 – 18 °C		-15 – 18 °C	-18 – 18 °C
Installation	Max. Pipe Length*	50 m		25 m	50 m
	Cooling Capacity* @50m	113%	109%	-	100%
	Drain Pump (Cassette)	●	●	●	●
	Drain Pump (Mid-static Duct)	●	Accessory	Accessory	Accessory
Convenience	Humidity Control (Cassette, Suspended, Console)	●	●	●	●
	Wi-Fi (cassette)	Accessory	Accessory	Accessory	Accessory
	Floor Detection (cassette)	Accessory	Accessory	Accessory	N/A
	Air purifying (cassette)	Accessory	Accessory	Accessory	N/A
	Human detection (cassette)	Accessory	Accessory	Accessory	Accessory
Others	Synchro Application	N/A	24k 1	N/A	24k 1
	AHU Comm. Kit Application	18k 1	18k 1	24k 1	18k 1

* Based on Internal test data for 5.0kW model. (compared to 19K standard model)
※ This specification can be different as per each model or combination.

Expanded Product Type

LG Single split expands from double to triple line-up including various types of indoor units.

kW	Type	2.5	3.4	5	6.8	8	9.5	12	14.4	16.5
kBtu/h	Type	9	12	18	24	30	36	42	48	60
Outdoor Units		●	UU*1	UU*1	UU*1		UU*1 UU*2			
		●		UU*1	UU*1	UU*1				
Single Split – Ceiling Mounted Cassette		●	●	●	●	●	●	●	●	●	●
		●	●	●	●	●	●	●	●	●	●
		●			●	●	●	●			
Round Cassette		●					●		●	
Ceiling Concealed Duct – Mid Static		●		●	●	●	●	●	●	●	
		●			●	●	●	●	●	●	●
		●			●	●	●	●			
Ceiling Concealed Duct – Low Static		●		●	●						
		●	●	●	●	●					
		●			●	●					
Ceiling Suspended		●			●	●	●	●	●		
		●			●	●	●	●	●	●	●
		●			●	●	●	●			
Console		●	●	●	●						
Wall Mounted		●	●	●	●	●	●	●			
		●					●	●			

● H-Inverter / ● Standard / ● Compact

Premium Solution for Retail Ceiling Cassette

Maximizing Business, Minimizing Cost

Premium Design & Customer Oriented Functions

- Premium interior with brighter (white) panel suit your shop
- Customer oriented functions with intelligent functions (Direct/Indirect Mode)
- Uniform space cooling & heating by power cooling & heating mode

Energy Savings

- Low operation cost by High SEER products
- Adjust evaporating temperature by dual sensing (Humidity + Temperature)
- Various energy saving solutions (scheduling, energy monitoring and interlocking)
- Real-time energy monitoring

Ease of Operation and Maintenance

- Convenient control via smartphone
- Intuitive wired remote controller

Comfort Solution for Residential Ceiling Concealed Duct

Creating a Comfortable Home with Low Cost

Simple & low cost Installation for Entire House

- Cooling or heating for several rooms with one set of Ceiling Concealed Duct
- Easy control of air volume for each rooms by zone controller accessory
- Flexible installation by ESP* control

Energy Savings

- Low operation cost with High SEER product
- Various energy saving solutions (scheduling, energy monitoring and interlocking)

Ease of Operation

- Anytime, anywhere control via smartphone
- Intuitive wired remote controller

Customized Solution for Office Ceiling Cassette

Supporting Efficiency with Fresh and Comfort Air

Comfortable Office Environment

- Human oriented air flow (Direct/Indirect/Refresh mode)
- Foot thermal comfort by floor temperature detection
- Powerful performance by power cooling & heating mode
- High ceiling operation such as lobbies and reception areas (Max. 5m)

Energy Savings

- Adjust evaporating temperature by dual sensing
- Low operation cost with High SEER products
- Auto on/off operation by human detection
- LG's smart central controller provides a variety of energy saving solutions (scheduling, interlocking, peak control and energy navigation)

Ease of Operation and Maintenance

- Convenient control via smartphone
- Easy maintenance by elevation grille
- Convenient diagnosis by black box function

Optimized Solution for Technical Wall Mounted

Reliable and Efficient Technical Cooling

Reliability

- Continuous cooling operation at -20 ~ 52℃*
- Quick & Reliable operation with temperature & pressure control
- Round-the-clock cooling (24h, 365 days)
- Power cooling mode for peak time
- Duty operation via server room controller

Energy Savings

- Low operation cost by High SEER product
- Real-time energy monitoring

Ease of Operation and Maintenance

- Convenient control via remote controller or centralized control
- Immediate diagnosis via mobile LGMV
- Accurate diagnosis via black box function

WHERE DO YOU USE IT

SEER / SCOP

LG's advanced technologies achieve world-class energy efficiency.

SEER / SCOP class

kW	2.5	3.4	5.0	6.8	8.0	9.5	Average
SEER	7.0	6.8	7.6	8.5	7.8	7.6	7.6
	A++	A++	A++	A+++	A++	A++	A++
SCOP	4.0	4.0	4.4	4.8	4.8	4.5	4.4
	A+	A+	A+	A++	A++	A+	A+

※ These values are based in the H Inverter Ceiling Cassette model and can change based on the applied combination.

European Energy Labeling

	SEER	SCOP
A+++	SEER ≥ 8.5	SCOP 5.1
A++	6.1 ≤ SEER < 8.5	4.6 ≤ SCOP < 5.1
A+	5.6 ≤ SEER < 6.1	4.0 ≤ SCOP < 4.6
A	5.1 ≤ SEER < 5.6	3.4 ≤ SCOP < 4.0
B	4.6 ≤ SEER < 5.1	3.1 ≤ SCOP < 3.4
C	4.1 ≤ SEER < 4.6	2.8 ≤ SCOP < 3.1
D	3.6 ≤ SEER < 4.1	2.5 ≤ SCOP 2.8

※ Based on Ceiling Cassette (6.8 kW)

SUPREME ENERGY EFFICIENCY

Energy Savings

LG commercial air conditioners will automatically alter the temperature of discharge air by controlling their refrigerant temperature based on the difference between the indoor temperature and the target indoor temperature. During cooling operation, evaporating temperature will increase if the temperature difference reduces. This allows for enhanced comfort and reduced energy consumption.

Comfortable Indoor Air

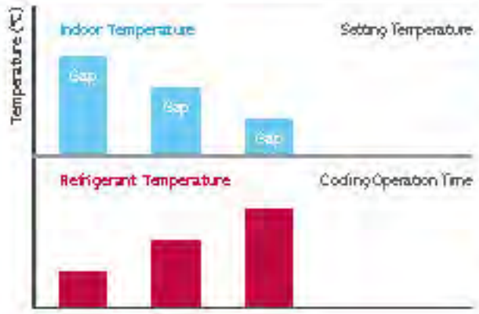

Energy Saving

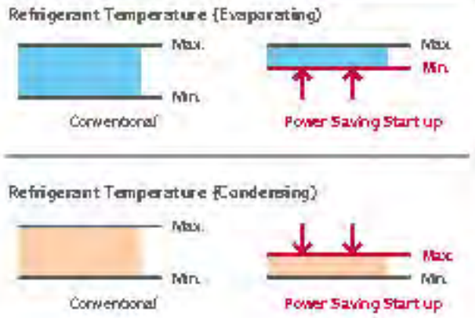

Peak Current Control

The peak current control function prevents the air conditioner from running at the maximum level while maintaining current system settings, in order to reduce energy consumption. This function helps minimize energy costs during the peak periods of energy use when the energy billing is much higher.

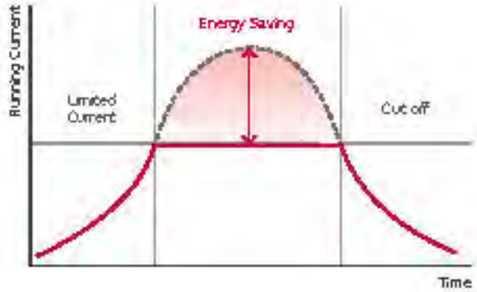

Mode Lock

Set the operation mode to either cooling-only or heating-only, either by adjusting the wired remote controller or setting the DIP switch to avoid combined use of cooling and heating. (Some models need wired remote controller for mode lock function according to feature overview table)

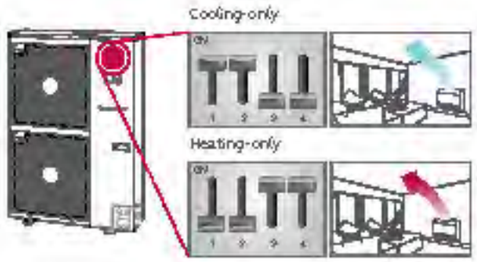

Comfort with Temperature & Humidity Sensors

With Dual Sensing Control, air conditioners can rapidly achieve a comfortable indoor environment for customers.

DUAL SENSING CONTROL

By sensing both temperature and humidity, this feature helps avoid over-cooling and dehumidification, maximizing comfort.

Humidity + Temperature

※ Comfort cooling apply to Ceiling Cassette, Ceiling Suspended, Console
It does not apply to small capacity cassette models (UT09FH, UT12FH, CT09F, CT12F, CT18F)

Dry Summer

During a dry summer season, the system senses the low humidity levels and decreases the operating ratio to increase humidity for a more comfortable environment and energy efficient operation.

- Uncomfortable Environment
  Excessive latent heat elimination regardless of humidity
- Waste Energy
  Eliminate latent heat unnecessarily

※ Humidity Condition : Low (< 30%), Standard (30~70%)
1) Indoor Condition 2) Evaporation Temperature

- Comfortable Environment
  By making the room less dry
- Increased Energy Efficiency
  Provide optimized cooling and save energy considering humidity

Wet Summer

During a wet summer season, the system senses the high humidity levels and increases the operating ratio to rapidly decrease humidity for a more comfortable indoor environment.



- Uncomfortable Environment
  General latent heat elimination regardless of humidity

1) Indoor Condition 2) Evaporation Temperature

- Comfortable Environment
  Quick latent heat elimination with humidity sensors

Night Silent Operation

Night Silent Operation can reduce noise levels at night time by simply setting the dip switch on the PCB of the outdoor unit.

※ Refer to the install manual for details
(Setting method, operation time)

Continuous Cooling Operation

LG Single Split is able to perform continuous cooling at low ambient temperature. (as low as -15℃)

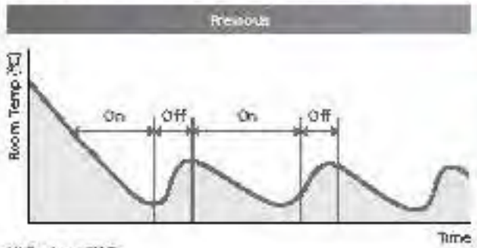

※ Outdoor 15℃

※ Outdoor 20℃

※ Based on a stand 36k model (before 2019)

※ Based on a stand 36k model (after 2019)

Quick & Reliable Operation

Through pressure and temperature sensing, the desired indoor temperature can be reached more rapidly.

- Quick response due to sensing with ready for operation.
- Target performance point is reached while avoiding compressor damage from liquid compression or oil shortage.

Temperature Sensor Only	Smart Sensor
Temperature Sensor	Temperature Sensor + Pressure Sensor
Sensing ▶ Estimating Pressure	Directly Sensing refrigerant pressure ▶ Operate Compressor
It takes more time / Lack of reliable	Quick and reliable operation

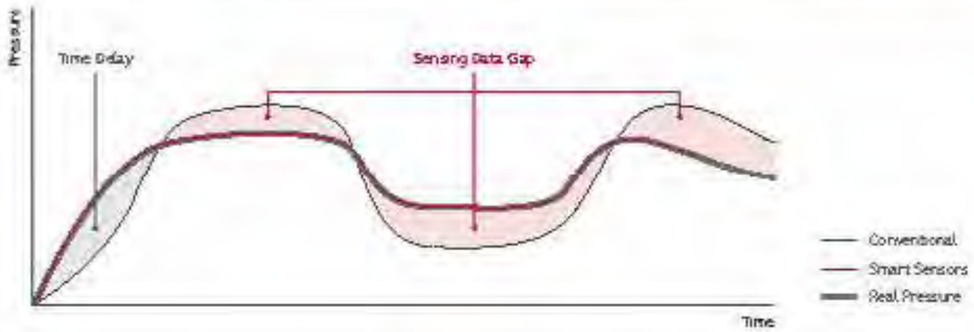

- With pressure sensing, the desired temperature is achieved in 30% less time in cooling and 44% in heating.

Cooling

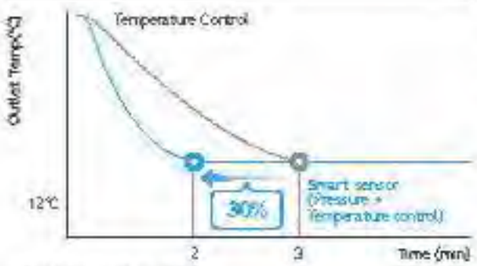

※ Based on internal test data.

Heating

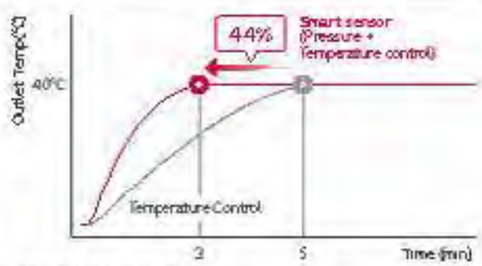

※ Based on internal test data.

R1 Compressor™

R1 Compressor is one that combines high-efficiency, low sound characteristics of the scroll and the simple compressing structure of the rotary compressor. This technology enables a highly efficient compact model.

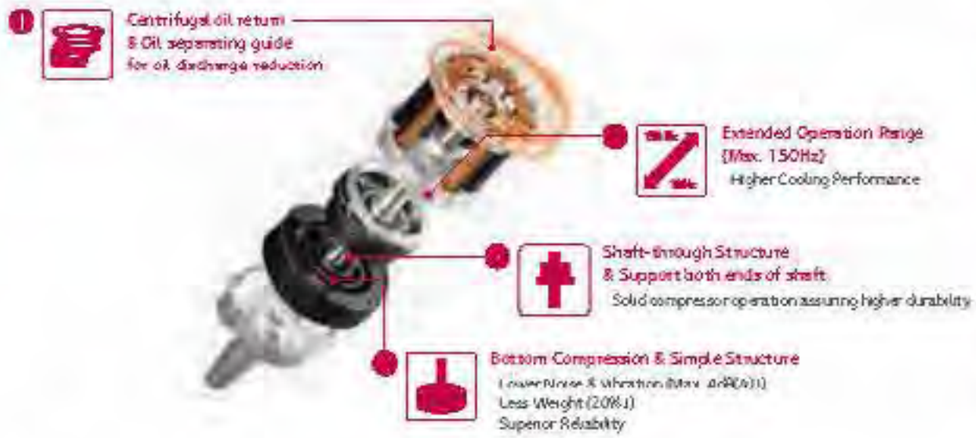

Conventional Compressor

Scroll
High efficiency / Low sound (Continuous compression, but complex structure)

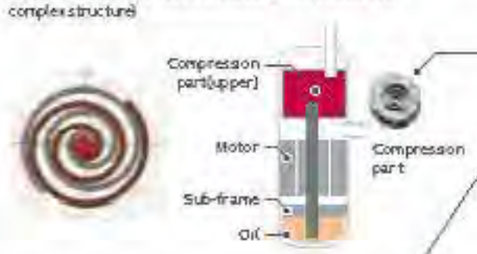

Rotary, Simple structure (Compression per 1 rotation)

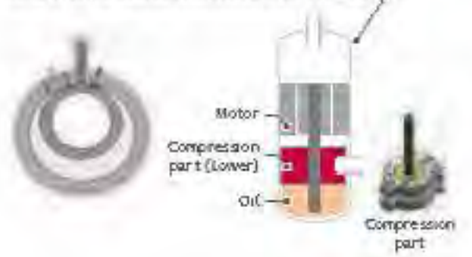

R1 Compressor™

Revolutionary Scroll
High efficiency / Stable & Simple Structure

Corrosion Resistance Black Fin

The black coating with enhanced epoxy resin is applied for strong protection from various corrosive external conditions such as salt contamination and air pollution including furnes from factories.

Longer Lifespan, Lower Maintenance Costs

※ Product is not fully treated for anti-corrosion.
To install near the sea, additional treatment must be required.

SST (Salt Spray Test)

Test Process

Test process is conducted according to ISO 9227.
1) Salty water concentration : NaCl aqueous solution (5%)

Test Result (5% Area of defects compared to initial)



CCT (Cyclic Corrosion Test)

Test Process



Test process is conducted according to ISO 14993.
1) Salty water concentration : NaCl aqueous solution (5%)
※ Dry condition changed : 60°C, 4hr → 70°C, 2hr
2) Deionized water

Test Result (5% Area of defects compared to initial)

Long Pipe Installation

Maximum pipe length up to 85m and elevation length up to 30m provides flexibility for various conditions and easy installation.

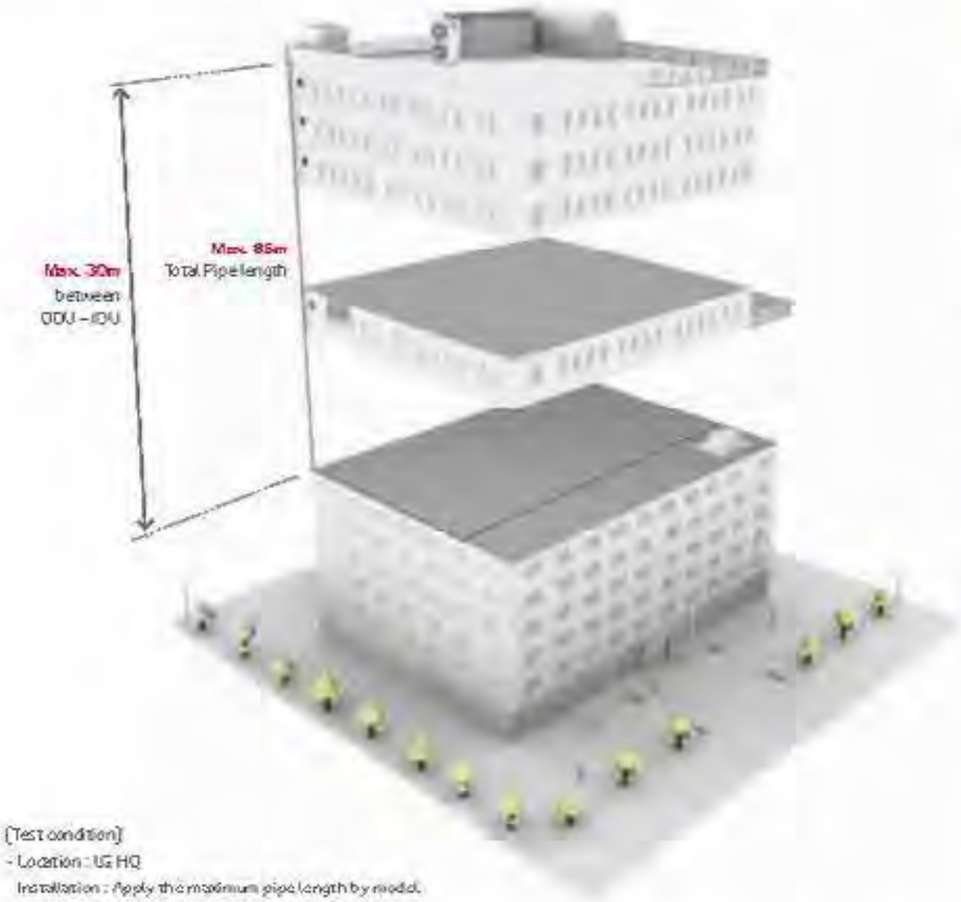

[Test condition]
- Location : US HQ
  Installation : Apply the maximum pipe length by model.
- Period : 3 month (Checking oil level in real time)
- No use U-Trap

Model name	MA/A1	MA/B1	MA/C1	UU01 / UU03
Maximum pipe length	30 m	30 / 35* m	50 m	85 m
Maximum Height Difference (ODU-IDU)	15 m	30 m	30 m	30 m

* Compact 6.8 / 9.0kW

HIGH PERFORMANCE & RELIABILITY

LG ThinQ™

Users can control air conditioners using Android or iOS-enabled smartphones and voice commands via Google assistant and Amazon's Alexa.

※ Search "LG ThinQ" on Google or Apple store then download the app
※ Wi-Fi modem (PWFMDD200) is required by option.

Access your air conditioner anytime and from anywhere

Simple operation for various functions

- Air Purify*
- On / Off*
- Mode Selection*
- Current temperature*
- Set temperature*
- Set fan speed*
- Vane Control

* This functions are used by google assistant.
※ In some countries, the use of the google assistant system may be restricted.
Launched country : Germany, UK, Ireland, Austria, Switzerland, France, Spain, Italy, Russia, Norway, Netherlands, Portugal, Turkey, Sweden, Denmark

Easy Control (Central Controller)

PI-485 is a gateway device that provides communication between LG Outdoor Units and LG central controllers such as ACP, AC Smart.

1 Point External Input (On / Off Control)

Indoor unit can be controlled by external devices without dry contact, so customers can save cost of installation.
Connection between an indoor unit and external devices directly

※ In case of needing more functions beside on / off control, a dry contact is required to be installed.

Forced Cooling Operation

This function allows the refrigerant to be recharged or pumped down, regardless of the indoor temperature. Note that this function can be used when indoor units are being moved or repaired.

Recharging

Pump Down

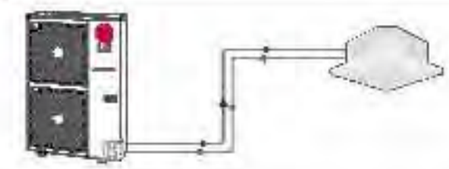

Mobile LGMV

LGMV(Monitoring View) helps engineers to inspect and monitor air conditioning unit easily.

Error Indicator

	Contents
01	Air temperature sensor of indoor unit
02	Inlet pipe temperature sensor of indoor unit
03	Communication error Wired Remote Controller ↔ Indoor Unit
⋮	

A technician not only can check the cycle information with diagrams & graph, but also check easily the error status (Troubleshooting guide) and take action immediately.

※ Search "Mobile LGMV" on Google or Apple store then download the app
※ Wi-Fi modem (PWFMDD200) is required by option.

Synchro function

Maximum 4 indoor units can be combined by using a branch kit and setting dip switch for one outdoor unit. It can be easily applied to various sites.

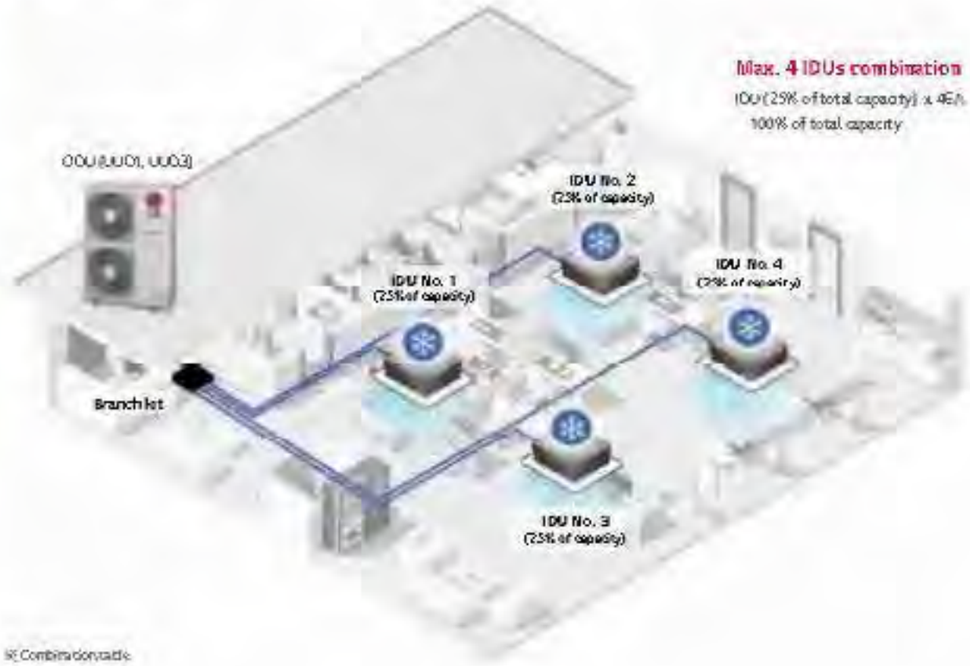

※ Combination ratio

2 PMUB111A	3 PMUB1111A	4 PMUB11111A

Model	Duo		Trio		Quartet	
	Cassette	Duct	Cassette	Duct	Cassette	duct
UU01, UU03	CT18F x 2EA CT24F x 3EA UC30F x 2EA	CM18F x 2EA CM24F x 2EA UM30F x 2EA	CT12F x 3EA CT18F x 3EA -	CL12F x 3EA CM18F x 3EA -	CT12F x 4EA - -	CL12F x 4EA - -
Branch kit	PMUB111A		PMUB1111A		PMUB11111A	
Dip switch						

Note
1. Possible indoor units : Single CAC indoor unit series
- Dry contact & Zone control & Auto changeover is not available which is connected with synchro.
- When using synchro operation
  Do not use wired remote controller.
  Use only one wired remote controller in the indoor units.
  Some Central controllers and some functions of central controller can not be available with synchro operation.
2. Branch kits are required for operating Synchro models.

Connection with AHU

Single split can be connected to AHU using communication kit.

COMPLICATED | SIMPLE

Simple and space saving
Easy installation
Low maintenance cost

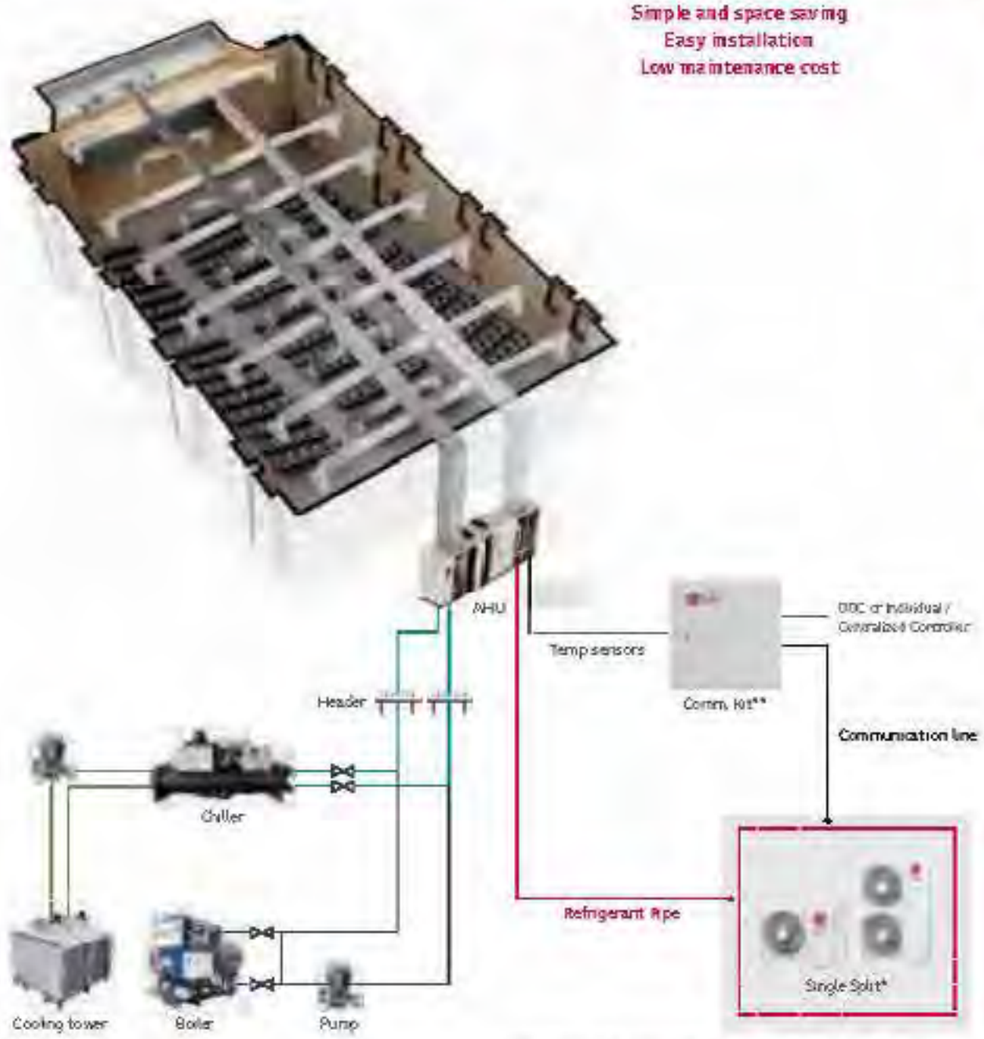

* The single model can be applied only to UU01, UU03.
** Model name of communication kit
SR air temperature control : PMHCMR000
SR air temperature control : PMHCMS000

Complicated piping work

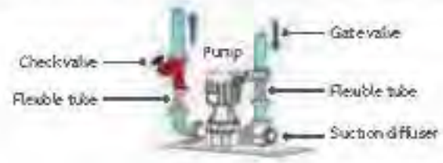

CEILING MOUNTED CASSETTE

4 Way air flow with new dual vane design

Innovative dual vane designs each of the best airflow over various spaces.

New types of wind solutions

Indirect Wind

Normal



Dual Vane

Direct Wind

Normal

Dual Vane

6 Air flow modes

Power Mode
Fast and Quick

Up / Down Swing
Fresh and Natural

Smart Mode
Auto Vane Control

Indirect Wind
Indirect cooling & Heating

Direct Wind
Suitable for High Ceiling

Refresh Mode
Provide high concentration

Brighter Color

Color enhancement allows cassette to blend in to most interior ceiling spaces.

Wide Design

Bigger inlet and outlet make faster cooling / heating airflow



Full 3D Turbo Fan

Full 3D Turbo fan decreases air resistance, so it creates high efficiency and reduces noise level.

Turbo fan	Full 3D Turbo fan
	Power consumption 13W ↓ Noise 3dB(A) ↓

High Efficiency Heat Exchanger (HEX)

Highly integrated heat exchanger is applied to increase cooling and heating efficiency.

Normal HEX	High Efficient & S HEX

	Normal HEX	High Efficient & S HEX
Tube Column	12 Column	19 Column
Fin per Inch	21	22

※ This specification can be different as per each model.

Sensor reads temperature from ceiling to floor for heating

IDU provides the human oriented room temperature with sensing floor And calculating by floor and ceiling temperature by thermopile sensor.

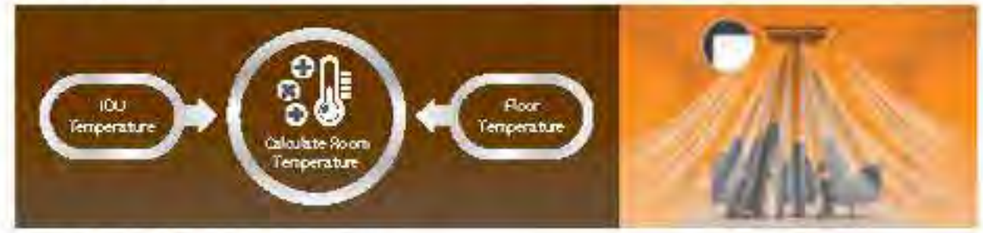

※ Available only for products with floor temperature sensor.

Human detecting Direct / Indirect airflow

Human sensing function finds users to provide their favorite airflow.

Comfort Indirect

Prevent airflow to heading to user by sensing.

Follow user Direct

Prefer air flow to heading to user by sensing.

Direct Wind

Warm wind can reach up to 5m with plenty air volume. (@ 0.5m/s)

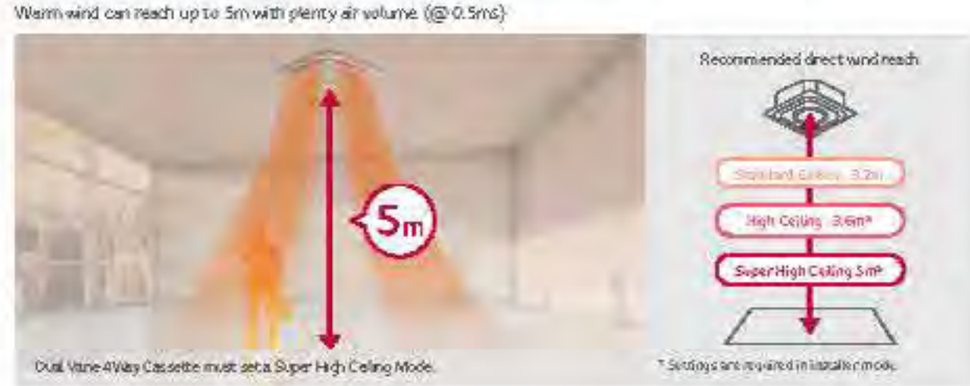

Human detecting On / Off Learning operation system

IDU senses people to switch On / Off for Max 54% power saving.

※ Sample: Dual Wind Indoor Unit '19 Line up
※ Data: Based on actual test of LG single product 3 hours measurement result (Cooling 28 °C strong wind)

Various Display of Air Purification

Installed Wi-Fi leads unlimited boundary to control IDU and display Air Purification status

Smart indicator

Shows quality of indoor air in real time

Remote controller

Display Air status and
Live Dust Concentration

Mobile

Whenever & Wherever
Check and Control Air status

Pairing LG ThinQ

Anywhere! Anytime! Can connect to IDU with LG ThinQ

① Monitoring Air status : Easy to check indoor air status
- Microfine dust / Ultra fine dust / Fine dust
- Day / Week / Month / Yearly

② Mobile Remote Control : Remote control by using mobile phone
- Control Mode / Temperature / Air flow etc

③ Display Power Consumption : Check power consumption of A/C
- Check energy display
- Set target energy consumption level

Convenient and Powerful Air purification

Easy to manage air purifying system with one-touch air cleaning filter

1) Electrical diffusion makes dust electrification

CAC certification?

The Korea Air Cleaning Association strictly tests the air cleaning function of air conditioner products and provide certification to the product that give credibility to consumers.

The Korea Air Cleaning Association

Air Purification Technology

5-Steps air cleaning process removes invisible, ultra fine dust, odor and germs to ensure a clean and healthy living environment.

CEILING MOUNTED CASSETTE

H INVERTER (R32)

UT09FH / UT12FH / UT18FH

UUA1 UL0 UUB1 U20

LG participates in the SCP programme for EUROVENT AC program.
Check on-going validity of certification
: www.eurovent-certification.com

COMBINATION				9	12	18
Capacity	Cooling	Min / Rated / Max.	kW	1.6 / 2.5 / 4.0	1.6 / 3.4 / 4.8	2.0 / 5.0 / 6.0
	Heating	Min / Rated / Max.	kW	1.7 / 3.2 / 4.5	1.7 / 4.1 / 5.8	2.3 / 5.8 / 7.0
Power Input(Sol)	Cooling	Min / Rated / Max.	kW	0.22 / 0.61 / 0.85	0.32 / 0.97 / 1.35	0.20 / 1.25 / 1.65
	Heating	Min / Rated / Max.	kW	0.32 / 0.75 / 1.06	0.32 / 1.03 / 1.37	0.30 / 1.47 / 1.98
Running Current	Cooling	Rated	A	2.7	4.3	7.2
	Heating	Rated	A	3.3	4.6	7.7
SEER / SCOP			kWh/kWh	4.10 / 4.30	3.50 / 4.00	4.00 / 3.95
SEER / SCOP			kWh/kWh	7.0 / 4.0	6.8 / 4.0	7.6 / 4.4
Pdesign	Cooling @35°C		kW	2.5	3.4	5.0
	Heating @ -10°C		kW	2.8	3.8	4.1
Seasonal Energy Label	Cooling / Heating			A++ / A+	A++ / A+	A++ / A+
Annual Energy Consumption	Cooling / Heating		kWh	125 / 980	175 / 980	230 / 1,305
Dehumidification Rate			l/h	0.1	0.8	1.9
ODU Sound Pressure Level	Cooling / Heating	Rated	dB(A)	49 / 52	49 / 52	47 / 52
ODU Sound Power Level	Cooling	Rated	dB(A)	65	65	65
Piping Connections	Liquid		mm (inch)	Ø6.35 (1/4)	Ø6.35 (1/4)	Ø6.35 (1/4)
	Gas		mm (inch)	Ø9.52 (3/8)	Ø9.52 (3/8)	Ø12.7 (1/2)
	Connections Method			Flared	Flared	Flared
Operation Range (Outdoor)	Cooling	Min. / Max.	°C	15 / 50	15 / 50	15 / 50
	Heating	Min. / Max.	°C	-20 / 18	-20 / 18	-20 / 18
INDOOR				**UT09FH.NX0**	**UT12FH.NX0**	**UT18FH.NX0**
Power Supply			Ø / V / Hz	1 / 220~240 / 50	1 / 220~240 / 50	1 / 220~240 / 50
Power Input(IDU)		H / M / L	W	30 / 26 / 22	30 / 26 / 22	33 / 26 / 22
Air Flow Rate		H / M / L	m³/min	11.0 / 10.0 / 9.3	11.0 / 10.0 / 9.3	17.0 / 15.5 / 14.0
Dimensions	Body	W x H x D	mm	570 x 256 x 570	570 x 256 x 570	840 x 204 x 840
Weight	Body		kg	13.8	13.9	21.1
Sound Pressure Level	Cooling	H / M / L	dB(A)	41 / 29 / 27	41 / 29 / 27	37 / 34 / 31
Sound Power Level	Cooling	Max.	dB(A)	54	54	52
Piping Connections	Drain	O.D. / I.D.	mm	Ø32.0 / 25.0	Ø32.0 / 25.0	Ø32.0 / 25.0
	Model Name			PT-QRGW0	PT-QNGW0	PT-RFGW0
Recommended Decoration Panel*	Color			White	White	White
	Dimensions	Body	mm	620 x 54 x 620	620 x 54 x 620	950 x 35 x 950
	Weight	Body	kg	3.0	3.0	7.5
OUTDOOR				**UUA1.UL0**	**UUB1.U20**	
Power Supply			Ø / V / Hz	1 / 220~240 / 50	1 / 220~240 / 50	
Circuit Breaker		Min.	A	15	20	
Power Supply Cable (Included Earth)			No x mm²	3C x 1.5	3C x 2.5	
Dimensions	Net	W x H x D	mm	770 x 343 x 288	870 x 655 x 320	
Weight	Net		kg	20.5	44.5	
Compressor	Type			Twin Rotary	Twin Rotary	
Refrigerant	Type			R32	R32	
	GWP (Global Warming Potential)			675	675	
	Precharged Amount		kg	1.0	1.2	
	T-CO2eq			0.68	0.81	
	Additional Charge (After 7.5m)		g/m	20	20	
Fan	Air Flow Rate	Rated	m³/min x No.	38 x 1	50 x 1	
Total Piping Length		Min. / Max.	m	5 / 30	5 / 30	
Piping Elevation	IDU - ODU	Max.	m	30	30	

* Decoration panel can be selected as an optional accessory.
Note :
1. Due to our policy of innovation some specifications may be changed without notification.
2. Performances are based on the following conditions (It is accordance with EN14511)
   Cooling : Indoor Ambient Temp 27°C DB / 19°C WB, Outdoor Ambient Temp 35°C DB / 24°C WB
   Heating : Indoor Ambient Temp 20°C DB / 15°C WB, Outdoor Ambient Temp 7°C DB / 6°C WB
   Interconnected Pipe is standard length and difference of Elevation (Outdoor - Indoor Unit) is 0m.
3. Sound Level Values are measured at Noise Measuring chamber accordance with standard. Therefore, these values depend on the ambient conditions and values are normally higher in actual operation.
4. This product contains fluorinated greenhouse gases (F-Gas)

H INVERTER (R32)

UT24FH / UT30FH

UUC1 U40

LG participates in the SCP programme for EUROVENT AC program.
Check on-going validity of certification
: www.eurovent-certification.com

COMBINATION				24	30
Capacity	Cooling	Min / Rated / Max.	kW	2.7 / 6.8 / 8.3	3.2 / 8.0 / 9.5
	Heating	Min / Rated / Max.	kW	3.2 / 7.9 / 9.9	3.6 / 9.0 / 10.7
Power Input(Sol)	Cooling	Min / Rated / Max.	kW	0.50 / 1.66 / 2.31	0.40 / 2.11 / 2.61
	Heating	Min / Rated / Max.	kW	0.40 / 1.76 / 2.33	0.40 / 2.14 / 2.90
Running Current	Cooling	Rated	A	7.4	9.4
	Heating	Rated	A	7.8	9.5
SEER / SCOP			kWh/kWh	4.10 / 4.43	3.77 / 4.20
SEER / SCOP			kWh/kWh	8.5 / 4.6	7.6 / 4.3
Pdesign	Cooling @35°C		kW	6.8	8
	Heating @ -10°C		kW	6.5	7.1
Seasonal Energy Label	Cooling / Heating			A+++ / A++	A++ / A++
Annual Energy Consumption	Cooling / Heating		kWh	280 / 1,604	359 / 1,604
Dehumidification Rate			l/h	1.7	2.7
ODU Sound Pressure Level	Cooling / Heating	Rated	dB(A)	48 / 52	50 / 52
ODU Sound Power Level	Cooling	Rated	dB(A)	65	66
Piping Connections	Liquid		mm (inch)	Ø9.52 (3/8)	Ø9.52 (3/8)
	Gas		mm (inch)	Ø15.88 (5/8)	Ø15.88 (5/8)
	Connections Method			Flared	Flared
Operation Range (Outdoor)	Cooling	Min. / Max.	°C	-20 / 50	-20 / 50
	Heating	Min. / Max.	°C	-20 / 18	-20 / 18
INDOOR				**UT24FH.NX0**	**UT30FH.NX0**
Power Supply			Ø / V / Hz	1 / 220~240 / 50	1 / 220~240 / 50
Power Input(IDU)		H / M / L	W	43 / 35 / 28	43 / 35 / 28
Air Flow Rate		H / M / L	m³/min	23.8 / 21.4 / 19.0	23.8 / 21.4 / 19.0
Dimensions	Body	W x H x D	mm	840 x 288 x 840	840 x 288 x 840
Weight	Body		kg	25.3	25.3
Sound Pressure Level	Cooling	H / M / L	dB(A)	42 / 41 / 40	42 / 41 / 40
Sound Power Level	Cooling	Max.	dB(A)	56	56
Piping Connections	Drain	O.D. / I.D.	mm	Ø32.0 / 25.0	Ø32.0 / 25.0
	Model Name			PT-RFGW0	PT-RFGW0
Recommended Decoration Panel*	Color			White	White
	Dimensions	Body	mm	950 x 35 x 950	950 x 35 x 950
	Weight	Body	kg	7.5	7.5
OUTDOOR				**UUC1.U40**	
Power Supply			Ø / V / Hz	1 / 220~240 / 50	
Circuit Breaker		Min.	A	25	
Power Supply Cable (Included Earth)			No x mm²	3C x 2.5	
Dimensions	Net	W x H x D	mm	930 x 834 x 330	
Weight	Net		kg	57.7	
Compressor	Type			Twin Rotary	
Refrigerant	Type			R32	
	GWP (Global Warming Potential)			675	
	Precharged Amount		kg	1.9	
	T-CO2eq			1.283	
	Additional Charge (After 7.5m)		g/m	40	
Fan	Air Flow Rate	Rated	m³/min x No.	58 x 1	
Total Piping Length		Min. / Max.	m	5 / 30	
Piping Elevation	IDU - ODU	Max.	m	30	

* Decoration panel can be selected as an optional accessory.
Note :
1. Due to our policy of innovation some specifications may be changed without notification.
2. Performances are based on the following conditions (It is accordance with EN14511)
   Cooling : Indoor Ambient Temp 27°C DB / 19°C WB, Outdoor Ambient Temp 35°C DB / 24°C WB
   Heating : Indoor Ambient Temp 20°C DB / 15°C WB, Outdoor Ambient Temp 7°C DB / 6°C WB
   Interconnected Pipe is standard length and difference of Elevation (Outdoor - Indoor Unit) is 0m.
3. Sound Level Values are measured at Noise Measuring chamber accordance with standard. Therefore, these values depend on the ambient conditions and values are normally higher in actual operation.
4. This product contains fluorinated greenhouse gases (F-Gas)

CEILING MOUNTED CASSETTE

H INVERTER (R32)

UT36FH / UT42FH / UT48FH / UT60FH

UUD1 U30

LG participates in the SCP programme for EUROVENT AC program.
Check ongoing validity of certification
: www.eurovent-certification.com

COMBINATION				36	42	48	60
Capacity	Cooling	Min / Rated / Max.	kW	3.8/ 9.5 / 12.8	4.8/ 12.1 / 14.5	5.4/ 13.4 / 16.1	6.0/ 15.0/ 16.2
	Heating	Min / Rated / Max.	kW	4.3/ 10.8 / 12.7	5.4/ 13.5/ 16.2	6.2/ 15.5/ 18.6	7.0/ 17.5/ 19.3
Power Input(Sen)	Cooling	Min / Rated / Max.	kW	0.40/ 2.13/ 3.25	0.60/ 3.14/ 4.24	0.80/ 3.65/ 5.17	0.90/ 4.65/ 5.23
	Heating	Min / Rated / Max.	kW	0.30/ 2.40/ 3.36	0.70/ 3.29/ 4.28	0.80/ 4.18/ 5.24	1.10/ 5.28/ 6.19
Running Current	Cooling	Rated	A	9.6	13.8	16.9	20.5
	Heating	Rated	A	10.4	14.4	18.3	23.6
SEER / ODP			kWh/kWh	4.42 / 4.50	3.85 / 4.10	3.50 / 3.71	3.20 / 3.25
SSER / SCOP			kWh/kWh	7.6 / 4.5	7.4 / 4.5	6.8 / 4.5	6.6 / 4.5
Pdesign	Cooling @ 35°C		kW	9.5	12.1	13.4	15
	Heating @ -10°C		kW	9.5	9.5	9.5	9.5
Seasonal Energy Label	Cooling / Heating			A++ / A+	/	/	/
Annual Energy Consumption	Cooling / Heating		kWh	407 / 2,936	981 / 2,936	1,182 / 2,936	1,364 / 2,936
Dehumidification Rate			l/h	2.6	4.8	5.3	6.9
ODU Sound Pressure Level	Cooling / Heating	Rated	dB(A)	50 / 50	51 / 52	52 / 53	54 / 54
ODU Sound Power Level	Cooling	Rated	dB(A)	66	68	68	71
Piping Connections	Liquid		mm (inch)	Ø6.35(1/4)	Ø6.35(1/4)	Ø6.35(1/4)	Ø6.35(1/4)
	Gas		mm (inch)	Ø15.88(5/8)	Ø15.88(5/8)	Ø15.88(5/8)	Ø15.88(5/8)
	Connections Method			Flared	Flared	Flared	Flared
Operation Range (Outdoor)	Cooling	Min / Max	°C	10 / 52	10 / 52	10 / 52	10 / 52
	Heating	Min / Max	°C	-15 / 15	-15 / 15	-15 / 15	-15 / 15
INDOOR				UT36FH NA0	UT42FH NA0	UT48FH NA0	UT60FH NA0
Power Supply			Ø / V / Hz	1 / 220 240 / 50	1 / 220 240 / 50	1 / 220 240 / 50	1 / 220 240 / 50
Power Input(IDU)		H / M / L	W	70 / 59 / 50	70 / 59 / 50	81 / 60 / 50	81 / 60 / 50
Air Flow Rate		H / M / L	m³/min	28 / 25 / 23	28 / 25 / 23	30 / 27 / 24	30 / 27 / 24
Dimensions	Body	W x H x D	mm	840 x 288 x 840	840 x 288 x 840	840 x 288 x 840	840 x 288 x 840
Weight	Body		kg	27.2	27.2	27.2	27.2
Sound Pressure Level	Cooling	H / M / L	dB(A)	44 / 42 / 41	44 / 42 / 41	45 / 42 / 41	45 / 42 / 41
Sound Power Level	Cooling	Max	dB(A)	59	59	61	61
Piping Connections	Drain	O.D. / I.D.	mm	Ø32.0 / 25.0	Ø32.0 / 25.0	Ø32.0 / 25.0	Ø32.0 / 25.0
	Model Name			PT-RGWD	PT-RGWD	PT-RGWD	PT-RGWD
Recommended Decoration Panel*	Color			White	White	White	White
	Dimensions	Body	mm	950 x 35 x 950	950 x 35 x 950	950 x 35 x 950	950 x 35 x 950
	Weight	Body	kg	7.5	7.5	7.5	7.5
OUTDOOR				UUD1 U30			
Power Supply			Ø / V / Hz	1 / 220 240 / 50			
Circuit Breaker		Min	A	40			
Power Supply Cable (Included Earth)			No x mm²	3C x 6.0			
Dimensions	Net	W x H x D	mm	990 x 1,280 x 330			
Weight	Net		kg	65.0			
Compressor	Type			Inverter Scroll			
Refrigerant	Type			R32			
	GWP (Global Warming Potential)			675			
	Precharged Amount		kg	3.0			
	TCO2Eq			2.025			
	Additional Charge (After 7.5m)		g/m	40			
Fan	Air Flow Rate	Rated	m³/min x No.	35 x 2			
Total Piping Length		Min / Max	m	5 / 85			
Piping Elevation	IDU - ODU	Max	m	30			

* Decoration panel can be selected as an optional accessory.
Note :
1. Due to our policy of innovation some specifications may be changed without notification.
2. Performances are based on the following conditions (in accordance with EUROVENT):
   Cooling: Indoor Ambient Temp 27°C DB / 19°C WB, Outdoor Ambient Temp 35°C DB / 24°C WB
   Heating: Indoor Ambient Temp 20°C DB / 15°C WB, Outdoor Ambient Temp 7°C DB / 6°C WB
   Interconnected Pipe is standard length and difference of Elevation (Outdoor - Indoor Unit) is 0m.
3. Sound Level Values are measured at 1m away from anechoic chamber in accordance with standard. Therefore, these values depend on the ambient conditions and values are normally higher in actual operation.
4. This product contains fluorinated greenhouse gases (F-Gas)

CEILING MOUNTED CASSETTE

H INVERTER (R32)

UT36FH / UT42FH / UT48FH / UT60FH

UUD3 U30

LG participates in the SCP programme for EUROVENT AC program.
Check ongoing validity of certification
: www.eurovent-certification.com

COMBINATION				36	42	48	60
Capacity	Cooling	Min / Rated / Max.	kW	3.8/ 9.5 / 12.8	4.8 / 12.1 / 14.5	5.4 / 13.4 / 16.1	6.0/ 15.0/ 16.2
	Heating	Min / Rated / Max.	kW	4.3/ 10.8 / 12.7	5.4 / 13.5/ 16.2	6.2 / 15.5/ 18.6	7.0/ 17.5/ 19.3
Power Input(Sen)	Cooling	Min / Rated / Max.	kW	0.40/ 2.13/ 3.25	0.60/ 3.14/ 4.24	0.80/ 3.65/ 5.17	0.90/ 4.65/ 5.23
	Heating	Min / Rated / Max.	kW	0.30/ 2.40/ 3.36	0.70/ 3.29/ 4.28	0.80/ 4.18/ 5.24	1.10/ 5.28/ 6.19
Running Current	Cooling	Rated	A	9.6	13.8	16.9	20.5
	Heating	Rated	A	10.4	14.4	18.3	23.6
SEER / ODP			kWh/kWh	4.42 / 4.50	3.85 / 4.10	3.50 / 3.71	3.20 / 3.25
SSER / SCOP			kWh/kWh	7.6 / 4.5	7.4 / 4.5	6.8 / 4.5	6.6 / 4.5
Pdesign	Cooling @ 35°C		kW	9.5	12.1	13.4	15
	Heating @ -10°C		kW	9.5	9.5	9.5	9.5
Seasonal Energy Label	Cooling / Heating			A++ / A+	/	/	/
Annual Energy Consumption	Cooling / Heating		kWh	407 / 2,936	981 / 2,936	1,182 / 2,936	1,364 / 2,936
Dehumidification Rate			l/h	2.6	4.8	5.3	6.9
ODU Sound Pressure Level	Cooling / Heating	Rated	dB(A)	50 / 50	51 / 52	52 / 53	54 / 54
ODU Sound Power Level	Cooling	Rated	dB(A)	66	68	68	71
Piping Connections	Liquid		mm (inch)	Ø6.35(1/4)	Ø6.35(1/4)	Ø6.35(1/4)	Ø6.35(1/4)
	Gas		mm (inch)	Ø15.88(5/8)	Ø15.88(5/8)	Ø15.88(5/8)	Ø15.88(5/8)
	Connections Method			Flared	Flared	Flared	Flared
Operation Range (Outdoor)	Cooling	Min / Max	°C	10 / 52	10 / 52	10 / 52	10 / 52
	Heating	Min / Max	°C	-15 / 15	-15 / 15	-15 / 15	-15 / 15
INDOOR				UT36FH NA0	UT42FH NA0	UT48FH NA0	UT60FH NA0
Power Supply			Ø / V / Hz	1 / 220 240 / 50	1 / 220 240 / 50	1 / 220 240 / 50	1 / 220 240 / 50
Power Input(IDU)		H / M / L	W	70 / 59 / 50	70 / 59 / 50	81 / 60 / 50	81 / 60 / 50
Air Flow Rate		H / M / L	m³/min	28 / 25 / 23	28 / 25 / 23	30 / 27 / 24	30 / 27 / 24
Dimensions	Body	W x H x D	mm	840 x 288 x 840	840 x 288 x 840	840 x 288 x 840	840 x 288 x 840
Weight	Body		kg	27.2	27.2	27.2	27.2
Sound Pressure Level	Cooling	H / M / L	dB(A)	44 / 42 / 41	44 / 42 / 41	45 / 42 / 41	45 / 42 / 41
Sound Power Level	Cooling	Max	dB(A)	59	59	61	61
Piping Connections	Drain	O.D. / I.D.	mm	Ø32.0 / 25.0	Ø32.0 / 25.0	Ø32.0 / 25.0	Ø32.0 / 25.0
	Model Name			PT-RGWD	PT-RGWD	PT-RGWD	PT-RGWD
Recommended Decoration Panel*	Color			White	White	White	White
	Dimensions	Body	mm	950 x 35 x 950	950 x 35 x 950	950 x 35 x 950	950 x 35 x 950
	Weight	Body	kg	7.5	7.5	7.5	7.5
OUTDOOR				UUD3 U30			
Power Supply			Ø / V / Hz	3 / 380 415 / 50			
Circuit Breaker		Min	A	20			
Power Supply Cable (Included Earth)			No x mm²	5C x 2.5			
Dimensions	Net	W x H x D	mm	990 x 1,280 x 330			
Weight	Net		kg	65			
Compressor	Type			Inverter Scroll			
Refrigerant	Type			R32			
	GWP (Global Warming Potential)			675			
	Precharged Amount		kg	3.0			
	TCO2Eq			2.025			
	Additional Charge (After 7.5m)		g/m	40			
Fan	Air Flow Rate	Rated	m³/min x No.	35 x 2			
Total Piping Length		Min / Max	m	5 / 85			
Piping Elevation	IDU - ODU	Max	m	30			

* Decoration panel can be selected as an optional accessory.
Note :
1. Due to our policy of innovation some specifications may be changed without notification.
2. Performances are based on the following conditions (in accordance with EUROVENT):
   Cooling: Indoor Ambient Temp 27°C DB / 19°C WB, Outdoor Ambient Temp 35°C DB / 24°C WB
   Heating: Indoor Ambient Temp 20°C DB / 15°C WB, Outdoor Ambient Temp 7°C DB / 6°C WB
   Interconnected Pipe is standard length and difference of Elevation (Outdoor - Indoor Unit) is 0m.
3. Sound Level Values are measured at 1m away from anechoic chamber in accordance with standard. Therefore, these values depend on the ambient conditions and values are normally higher in actual operation.
4. This product contains fluorinated greenhouse gases (F-Gas)

STANDARD INVERTER (R32)

CT09F / CT12F / CT18F

UUA1 UL0 UUB1 U20

LG participates in the SCP programme for EUROVENT AC program.
Check on-going validity of certification
: www.eurovent-certification.com

COMBINATION				9	12	18
Capacity	Cooling	Min / Rated / Max.	kW	1.5 / 2.5 / 3.2	1.5 / 3.4 / 4.3	2.0 / 5.0 / 5.8
	Heating	Min / Rated / Max.	kW	1.8 / 3.2 / 3.3	1.8 / 4.1 / 5.0	2.2 / 5.7 / 6.6
Power Input(Sel)	Cooling	Min / Rated / Max.	kW	0.30 / 0.61 / 0.87	0.30 / 0.93 / 1.82	0.30 / 1.37 / 2.10
	Heating	Min / Rated / Max.	kW	0.30 / 0.75 / 0.89	0.30 / 1.11 / 1.57	0.30 / 1.52 / 2.13
Running Current	Cooling	Rated	A	2.7	4.4	8.0
	Heating	Rated	A	3.3	4.9	7.8
SEER / SCOP			kWh/kWh	4.10 / 4.30	3.50 / 3.71	3.19 / 3.74
SEER / SCOP			kWh/kWh	6.7 / 4.0	6.7 / 4.0	6.4 / 4.3
Pdesign	Cooling @35°C		kW	2.5	3.4	5
	Heating @ -10°C		kW	2.2	2.8	4.1
Seasonal Energy Label	Cooling / Heating			A++ / A+	A++ / A+	A++ / A+
Annual Energy Consumption	Cooling / Heating		kWh	131 / 980	178 / 980	273 / 1,335
Dehumidification Rate			l/h	0.63	1.26	1.89
ODU Sound Pressure Level	Cooling / Heating	Rated	dB(A)	49 / 52	49 / 52	47 / 52
ODU Sound Power Level	Cooling	Rated	dB(A)	65	65	65
Piping Connections	Liquid		mm (inch)	Ø6.35 (1/4)	Ø6.35 (1/4)	Ø6.35 (1/4)
	Gas		mm (inch)	Ø9.52 (3/8)	Ø9.52 (3/8)	Ø12.7 (1/2)
	Connections Method			Flared	Flared	Flared
Operation Range (Outdoor)	Cooling	Min. / Max.	°C	15 / 50	15 / 50	15 / 50
	Heating	Min. / Max.	°C	-20 / 15	-20 / 15	-20 / 15
INDOOR				CT09F.N00	CT12F.N00	CT18F.N00
Power Supply			Ø / V / Hz	1 / 220~240 / 50	1 / 220~240 / 50	1 / 220~240 / 50
Power Input (IDU)		H / M / L	W	26 / 22 / 19	28 / 24 / 20	30 / 26 / 22
Air Flow Rate		H / M / L	m³/min	8.5 / 7.0 / 6.0	9.5 / 8.0 / 7.0	12 / 12 / 11
Dimensions	Body	W x H x D	mm	570 x 214 x 570	570 x 214 x 570	570 x 256 x 570
Weight	Body		kg	12.4	12.4	13.9
Sound Pressure Level	Cooling	H / M / L	dB(A)	36 / 32 / 30	39 / 35 / 32	41 / 39 / 37
Sound Power Level	Cooling	Max.	dB(A)	52	52	57
Piping Connections	Drain	O.D. / I.D.	mm	Ø32.0 / 25.0	Ø32.0 / 25.0	Ø32.0 / 25.0
	Model Name			PT-QNGW0	PT-QNGW0	PT-QNGW0
Recommended Decoration Panel*	Color			White	White	White
	Dimensions	Body	mm	620 x 54 x 620	620 x 54 x 620	620 x 54 x 620
	Weight	Body	kg	3.0	3.0	3.0
OUTDOOR				A09R.U00	A12R.U00	A18R.U00
Power Supply			Ø / V / Hz	1 / 220~240 / 50	1 / 220~240 / 50	1 / 220~240 / 50
Circuit Breaker		Min.	A	15	15	20
Power Supply Cable (Includes Earth)			No x mm²	3C x 1.5	3C x 1.5	3C x 2.5
Dimensions	Net	W x H x D	mm	770 x 343 x 288	770 x 343 x 288	870 x 655 x 320
Weight	Net		kg	20.5	20.5	44.5
Compressor	Type			Twin Rotary	Twin Rotary	Twin Rotary
Refrigerant	Type			R32	R32	R32
	GWP (Global Warming Potential)			675	675	675
	Precharged Amount		kg	1.0	1.0	1.2
	C.O.Cang			0.675	0.675	0.81
	Additional Charge (After 7.5m)		g/m	20	20	20
Fan	Air Flow Rate	Rated	m³/min x No.	38 x 1	50 x 1	50 x 1
Total Piping Length		Min. / Max.	m	5 / 30	5 / 30	5 / 30
Piping Elevation	IDU - ODU	Max.	m	30	30	30

* Decoration panel can be selected as an optional accessory.
Note :
1. Due to our policy of innovation some specifications may be changed without notification.
2. Performances are based on the following conditions (It is accordance with EN14511)
   Cooling : Indoor Ambient Temp 27°C DB / 19°C WB, Outdoor Ambient Temp 35°C DB / 24°C WB
   Heating : Indoor Ambient Temp 20°C DB / 15°C WB, Outdoor Ambient Temp 7°C DB / 6°C WB
   Interconnected Pipe is standard length and difference of Elevation (Outdoor - Indoor Unit) is 0m.
3. Sound Level Values are measured at Noise Measuring chamber accordance with standard. Therefore, these values depend on the ambient conditions and values are normally higher in actual operation.
4. This product contains fluorinated greenhouse gases (F-Gas)

STANDARD INVERTER (R32)

CT24F / UT30F

UUC1 U40

LG participates in the SCP programme for EUROVENT AC program.
Check on-going validity of certification
: www.eurovent-certification.com

COMBINATION				24	30
Capacity	Cooling	Min / Rated / Max.	kW	2.7 / 6.8 / 8.0	3.2 / 8.0 / 9.2
	Heating	Min / Rated / Max.	kW	3.0 / 7.5 / 9.0	3.6 / 8.9 / 10.1
Power Input(Sel)	Cooling	Min / Rated / Max.	kW	0.40 / 1.93 / 2.66	0.50 / 2.42 / 3.14
	Heating	Min / Rated / Max.	kW	0.40 / 1.96 / 2.84	0.50 / 2.62 / 3.25
Running Current	Cooling	Rated	A	8.6	10.9
	Heating	Rated	A	8.7	11.6
SEER / SCOP			kWh/kWh	3.52 / 3.83	3.27 / 3.40
SEER / SCOP			kWh/kWh	7.4 / 4.3	7.1 / 4.3
Pdesign	Cooling @35°C		kW	6.8	8
	Heating @ -10°C		kW	5.6	7.6
Seasonal Energy Label	Cooling / Heating			A++ / A+	A++ / A+
Annual Energy Consumption	Cooling / Heating		kWh	322 / 1,820	394 / 1,820
Dehumidification Rate			l/h	2.8	2.8
ODU Sound Pressure Level	Cooling / Heating	Rated	dB(A)	48 / 52	50 / 52
ODU Sound Power Level	Cooling	Rated	dB(A)	65	69
Piping Connections	Liquid		mm (inch)	Ø9.52 (3/8)	Ø9.52 (3/8)
	Gas		mm (inch)	Ø15.88 (5/8)	Ø15.88 (5/8)
	Connections Method			Flared	Flared
Operation Range (Outdoor)	Cooling	Min. / Max.	°C	-20 / 50	-20 / 50
	Heating	Min. / Max.	°C	-20 / 18	-20 / 18
INDOOR				CT24F.N00	UT30F.N00
Power Supply			Ø / V / Hz	1 / 220~240 / 50	1 / 220~240 / 50
Power Input (IDU)		H / M / L	W	36 / 26 / 21	40 / 33 / 26
Air Flow Rate		H / M / L	m³/min	18 / 15.5 / 14	19 / 17 / 15.5
Dimensions	Body	W x H x D	mm	840 x 204 x 840	840 x 204 x 840
Weight	Body		kg	21.1	21.1
Sound Pressure Level	Cooling	H / M / L	dB(A)	29 / 26 / 24	40 / 37 / 35
Sound Power Level	Cooling	Max.	dB(A)	53	57
Piping Connections	Drain	O.D. / I.D.	mm	Ø32.0 / 25.0	Ø32.0 / 25.0
	Model Name			PT-UNGW0	PT-UNGW0
Recommended Decoration Panel*	Color			White	White
	Dimensions	Body	mm	950 x 35 x 950	950 x 35 x 950
	Weight	Body	kg	7.1	7.1
OUTDOOR				UU*T.U00	
Power Supply			Ø / V / Hz	1 / 220~240 / 50	
Circuit Breaker		Min.	A	25	
Power Supply Cable (Included Earth)			No x mm²	3C x 2.5	
Dimensions	Net	W x H x D	mm	900 x 834 x 320	
Weight	Net		kg	57.7	
Compressor	Type			Twin Rotary	
Refrigerant	Type			R32	
	GWP (Global Warming Potential)			675	
	Precharged Amount		kg	1.9	
	C.O.Cang			1.283	
	Additional Charge (After 7.5m)		g/m	40	
Fan	Air Flow Rate	Rated	m³/min x No.	58 x 1	
Total Piping Length		Min. / Max.	m	5 / 30	
Piping Elevation	IDU - ODU	Max.	m	30	

* Decoration panel can be selected as an optional accessory.
Note :
1. Due to our policy of innovation some specifications may be changed without notification.
2. Performances are based on the following conditions (It is accordance with EN14511)
   Cooling : Indoor Ambient Temp 27°C DB / 19°C WB, Outdoor Ambient Temp 35°C DB / 24°C WB
   Heating : Indoor Ambient Temp 20°C DB / 15°C WB, Outdoor Ambient Temp 7°C DB / 6°C WB
   Interconnected Pipe is standard length and difference of Elevation (Outdoor - Indoor Unit) is 0m.
3. Sound Level Values are measured at Noise Measuring chamber accordance with standard. Therefore, these values depend on the ambient conditions and values are normally higher in actual operation.
4. This product contains fluorinated greenhouse gases (F-Gas)

CEILING MOUNTED CASSETTE

STANDARD INVERTER (R32)

UT36F / UT42F / UT48F / UT60F

UUD1 U30

LG participates in the SCP programme for EUROVENT AC program.
Check ongoing validity of certification
: www.eurovent-certification.com

COMBINATION				36	42	48	60
Capacity	Cooling	Min / Rated / Max.	kW	3.8 / 9.5 / 12.5	4.8 / 12.1 / 14.2	5.4 / 13.4 / 15.7	5.8 / 14.6 / 15.8
	Heating	Min / Rated / Max.	kW	4.2 / 10.8 / 12.4	5.4 / 13.5 / 13.8	6.2 / 15.5 / 17.5	6.8 / 16.9 / 18.2
Power Input(Sec)	Cooling	Min / Rated / Max.	kW	0.50 / 2.28 / 3.44	0.70 / 3.21 / 4.20	0.90 / 4.23 / 5.33	1.00 / 5.21 / 5.64
	Heating	Min / Rated / Max.	kW	0.50 / 2.43 / 3.50	0.70 / 3.51 / 4.36	0.90 / 4.37 / 5.23	1.00 / 5.12 / 5.89
Running Current	Cooling	Rated	A	10.1	14.6	18.7	22.1
	Heating	Rated	A	10.0	15.0	19.0	22.7
SEER / ODP			kWh/kWh	4.20 / 4.45	3.86 / 3.85	3.15 / 3.35	2.80 / 3.30
SEER / SCOP			kWh/kWh	7.0 / 4.2	7.0 / 4.3	6.5 / 4.2	6.2 / 4.2
Pdesign	Cooling @ 35°C		kW	9.5	12.1	13.4	14.6
	Heating @ -10°C		kW	9.5	9.5	9.5	9.5
Seasonal Energy Label	Cooling / Heating			A++ / A+	/	/	/
Annual Energy Consumption	Cooling / Heating		kWh	475 / 3,093	1,037 / 3,030	1,237 / 3,167	1,413 / 3,167
Dehumidification Rate			l/h	2.4	4.5	5.7	6.6
ODU Sound Pressure Level	Cooling / Heating	Rated	dB(A)	50 / 50	51 / 52	52 / 53	54 / 54
ODU Sound Power Level	Cooling	Rated	dB(A)	66	69	69	71
Piping Connections	Liquid		mm (inch)	Ø9.52 (3/8)	Ø9.52 (3/8)	Ø9.52 (3/8)	Ø9.52 (3/8)
	Gas		mm (inch)	Ø15.88 (5/8)	Ø15.88 (5/8)	Ø15.88 (5/8)	Ø15.88 (5/8)
	Connections Method			Flared	Flared	Flared	Flared
Operation Range (Outdoor)	Cooling	Min / Max	°C	20 / 52	20 / 52	20 / 52	20 / 52
	Heating	Min / Max	°C	-25 / 18	-25 / 18	-25 / 18	-25 / 18
INDOOR				UT36F.NA0	UT42F.NA0	UT48F.NA0	UT60F.NA0
Power Supply			Ø / V / Hz	1 / 220 240 / 50	1 / 220 240 / 50	1 / 220 240 / 50	1 / 220 240 / 50
Power Input (IDU)		H / M / L	W	60 / 50 / 45	60 / 50 / 45	80 / 60 / 50	80 / 60 / 50
Air Flow Rate		H / M / L	m³/min	27.5 / 25 / 22.5	27.5 / 25 / 22.5	30 / 27.5 / 25	30 / 27.5 / 25
Dimensions	Body	W x H x D	mm	840 x 288 x 840	840 x 288 x 840	840 x 288 x 840	840 x 288 x 840
Weight	Body		kg	25.3	25.3	25.3	25.3
Sound Pressure Level	Cooling	H / M / L	dB(A)	44 / 42 / 41	44 / 42 / 41	46 / 44 / 42	46 / 44 / 42
Sound Power Level	Cooling	Max	dB(A)	61	61	62	62
Piping Connections	Drain	O.D. / I.D.	mm	Ø32.0 / 25.0	Ø32.0 / 25.0	Ø32.0 / 25.0	Ø32.0 / 25.0
	Model Name			PT.NNGW0	PT.NNGW0	PT.NNGW0	PT.NNGW0
Recommended Decoration Panel*	Color			White	White	White	White
	Dimensions	Body	mm	950 x 35 x 950	950 x 35 x 950	950 x 35 x 950	950 x 35 x 950
	Weight	Body	kg	3.1	3.1	3.1	3.1
OUTDOOR				UUD1.U30			
Power Supply			Ø / V / Hz	1 / 220 240 / 50			
Circuit Breaker		Min	A	40			
Power Supply Cable (Included Earth)			No x mm²	3C x 6.0			
Dimensions	Net	W x H x D	mm	990 x 1,280 x 330			
Weight	Net		kg	65.0			
Compressor	Type			Inverter Scroll			
Refrigerant	Type			R32			
	GWP (Global Warming Potential)			675			
	Precharged Amount		kg	3.0			
	TCO2Eq			2.025			
	Additional Charge (After 7.5m)		g/m	40			
Fan	Air Flow Rate	Rated	m³/min x No.	55 x 2			
Total Piping Length		Min / Max	m	5 / 85			
Piping Elevation	IDU - ODU	Max	m	30			

* Decoration panel can be selected as an optional accessory.
Note :
1. Due to our policy of innovation some specifications may be changed without notification.
2. Performances are based on the following conditions (It is accordance with EN14511)
   Cooling : Indoor Ambient Temp 27°C DB / 19°C WB, Outdoor Ambient Temp 35°C DB / 24°C WB
   Heating : Indoor Ambient Temp 20°C DB / 15°C WB, Outdoor Ambient Temp 7°C DB / 6°C WB
   Interconnected Pipe is standard length and difference of Elevation (Outdoor - Indoor Unit) is 0m.
3. Sound Level Values are measured at Noise Measuring chamber in accordance with standard. Therefore, these values depend on the ambient conditions and values are normally higher in actual operation.
4. This product contains fluorinated greenhouse gases (F-Gas)

CEILING MOUNTED CASSETTE

STANDARD INVERTER (R32)

UT36F / UT42F / UT48F / UT60F

UUD3 U30

LG participates in the SCP programme for EUROVENT AC program.
Check ongoing validity of certification
: www.eurovent-certification.com

COMBINATION				36	42	48	60
Capacity	Cooling	Min / Rated / Max.	kW	3.8 / 9.5 / 12.5	4.8 / 12.1 / 14.2	5.4 / 13.4 / 15.7	5.8 / 14.6 / 15.8
	Heating	Min / Rated / Max.	kW	4.2 / 10.8 / 12.4	5.4 / 13.5 / 13.8	6.2 / 15.5 / 17.5	6.8 / 16.9 / 18.2
Power Input(Sec)	Cooling	Min / Rated / Max.	kW	0.50 / 2.28 / 3.44	0.70 / 3.21 / 4.20	0.90 / 4.23 / 5.33	1.00 / 5.21 / 5.64
	Heating	Min / Rated / Max.	kW	0.50 / 2.43 / 3.50	0.70 / 3.51 / 4.36	0.90 / 4.37 / 5.23	1.00 / 5.12 / 5.89
Running Current	Cooling	Rated	A	3.8	5.2	6.6	8.1
	Heating	Rated	A	3.9	5.4	6.7	7.8
SEER / ODP			kWh/kWh	4.20 / 4.45	3.86 / 3.85	3.15 / 3.35	2.80 / 3.30
SEER / SCOP			kWh/kWh	7.0 / 4.2	7.0 / 4.3	6.5 / 4.2	6.2 / 4.2
Pdesign	Cooling @ 35°C		kW	9.5	12.1	13.4	14.6
	Heating @ -10°C		kW	9.5	9.5	9.5	9.5
Seasonal Energy Label	Cooling / Heating			A++ / A+	/	/	/
Annual Energy Consumption	Cooling / Heating		kWh	475 / 3,093	1,037 / 3,030	1,237 / 3,167	1,413 / 3,167
Dehumidification Rate			l/h	2.4	4.5	5.7	6.6
ODU Sound Pressure Level	Cooling / Heating	Rated	dB(A)	50 / 50	51 / 52	52 / 53	54 / 54
ODU Sound Power Level	Cooling	Rated	dB(A)	66	69	69	71
Piping Connections	Liquid		mm (inch)	Ø9.52 (3/8)	Ø9.52 (3/8)	Ø9.52 (3/8)	Ø9.52 (3/8)
	Gas		mm (inch)	Ø15.88 (5/8)	Ø15.88 (5/8)	Ø15.88 (5/8)	Ø15.88 (5/8)
	Connections Method			Flared	Flared	Flared	Flared
Operation Range (Outdoor)	Cooling	Min / Max	°C	20 / 52	20 / 52	20 / 52	20 / 52
	Heating	Min / Max	°C	-25 / 18	-25 / 18	-25 / 18	-25 / 18
INDOOR				UT36F.NA0	UT42F.NA0	UT48F.NA0	UT60F.NA0
Power Supply			Ø / V / Hz	1 / 220 240 / 50	1 / 220 240 / 50	1 / 220 240 / 50	1 / 220 240 / 50
Power Input (IDU)		H / M / L	W	60 / 50 / 45	60 / 50 / 45	80 / 60 / 50	80 / 60 / 50
Air Flow Rate		H / M / L	m³/min	27.5 / 25 / 22.5	27.5 / 25 / 22.5	30 / 27.5 / 25	30 / 27.5 / 25
Dimensions	Body	W x H x D	mm	840 x 288 x 840	840 x 288 x 840	840 x 288 x 840	840 x 288 x 840
Weight	Body		kg	25.3	25.3	25.3	25.3
Sound Pressure Level	Cooling	H / M / L	dB(A)	44 / 42 / 41	44 / 42 / 41	46 / 44 / 42	46 / 44 / 42
Sound Power Level	Cooling	Max	dB(A)	61	61	62	62
Piping Connections	Drain	O.D. / I.D.	mm	Ø32.0 / 25.0	Ø32.0 / 25.0	Ø32.0 / 25.0	Ø32.0 / 25.0
	Model Name			PT.NNGW0	PT.NNGW0	PT.NNGW0	PT.NNGW0
Recommended Decoration Panel*	Color			White	White	White	White
	Dimensions	Body	mm	950 x 35 x 950	950 x 35 x 950	950 x 35 x 950	950 x 35 x 950
	Weight	Body	kg	3.1	3.1	3.1	3.1
OUTDOOR				UUD3.U30			
Power Supply			Ø / V / Hz	3 / 380 415 / 50			
Circuit Breaker		Min	A	20			
Power Supply Cable (Included Earth)			No x mm²	5C x 2.5			
Dimensions	Net	W x H x D	mm	990 x 1,280 x 330			
Weight	Net		kg	65.0			
Compressor	Type			Inverter Scroll			
Refrigerant	Type			R32			
	GWP (Global Warming Potential)			675			
	Precharged Amount		kg	3.0			
	TCO2Eq			2.025			
	Additional Charge (After 7.5m)		g/m	40			
Fan	Air Flow Rate	Rated	m³/min x No.	55 x 2			
Total Piping Length		Min / Max	m	5 / 85			
Piping Elevation	IDU - ODU	Max	m	30			

* Decoration panel can be selected as an optional accessory.
Note :
1. Due to our policy of innovation some specifications may be changed without notification.
2. Performances are based on the following conditions (It is accordance with EN14511)
   Cooling : Indoor Ambient Temp 27°C DB / 19°C WB, Outdoor Ambient Temp 35°C DB / 24°C WB
   Heating : Indoor Ambient Temp 20°C DB / 15°C WB, Outdoor Ambient Temp 7°C DB / 6°C WB
   Interconnected Pipe is standard length and difference of Elevation (Outdoor - Indoor Unit) is 0m.
3. Sound Level Values are measured at Noise Measuring chamber in accordance with standard. Therefore, these values depend on the ambient conditions and values are normally higher in actual operation.
4. This product contains fluorinated greenhouse gases (F-Gas)

COMPACT INVERTER (R32)

CT18F / CT24F / UT30F / UT36F

UUA1 UL0 UUB1 U20 UUC1 U40

LG participates in the SCP programme for SUPERVENT AC program.
Check on-going validity of certification
www.scpmark.certification.com

COMBINATION				18	24	30	36
Capacity	Cooling	Min / Rated / Max.	kW	1.8 / 5.0 / 5.5	2.7 / 6.8 / 7.3	3.0 / 7.5 / 8.3	3.8 / 9.3 / 10.8
	Heating	Min / Rated / Max.	kW	2.1 / 5.2 / 5.7	3.0 / 7.5 / 8.6	3.2 / 7.9 / 8.7	4.3 / 10.2 / 11.7
Power Input(Sec)	Cooling	Min / Rated / Max.	kW	0.54 / 1.36 / 2.11	0.40 / 2.00 / 2.40	0.50 / 2.31 / 2.71	0.60 / 2.73 / 3.23
	Heating	Min / Rated / Max.	kW	0.30 / 1.45 / 1.83	0.40 / 2.21 / 2.87	0.50 / 2.29 / 3.08	0.80 / 2.77 / 3.38
Running Current	Cooling	Rated	A	7.8	9.8	10.1	12.4
	Heating	Rated	A	6.4	9.6	10.4	12.3
SEER / ODP			kWh/kWh	2.85 / 3.60	3.40 / 3.29	3.25 / 2.58	3.40 / 3.30
SSER / SCOP			kWh/kWh	6.3 / 3.9	7.0 / 4.2	6.8 / 4.2	6.7 / 4.3
Pdesign	Cooling @ 35°C		kW	5	6.8	7.5	9.5
	Heating @ -10°C		kW	5.8	6.7	8.1	9.6
Seasonal Energy Label	Cooling / Heating			A++ / A	A++ / A+	A++ / A+	A++ / A+
Annual Energy Consumption	Cooling / Heating		kWh	278 / 1,005	380 / 1,267	386 / 1,367	496 / 1,823
Dehumidification Rate			l/h	1.8	2.9	3.1	2.5
ODU Sound Pressure Level	Cooling / Heating	Rated	dB(A)	49 / 52	48 / 53	50 / 54	54 / 56
ODU Sound Power Level	Cooling	Rated	dB(A)	62	62	67	70
Piping Connections	Liquid		mm (inch)	Ø6.35(1/4)	Ø9.52(3/8)	Ø9.52(3/8)	Ø9.52(3/8)
	Gas		mm (inch)	Ø9.52(3/8)	Ø15.88(5/8)	Ø15.88(5/8)	Ø15.88(5/8)
	Connections Method			Flared	Flared	Flared	Flared
Operation Range (Outdoor)	Cooling	Min / Max	°C	10 / 50	10 / 48	10 / 48	20 / 50
	Heating	Min / Max	°C	-10 / 18	-15 / 18	-15 / 18	-15 / 18
INDOOR				**CT18F N00**	**CT24F N00**	**UT30F N00**	**UT36F N00**
Power Supply			Ø / V / Hz	1 / 220-240 / 50	1 / 220-240 / 50	1 / 220-240 / 50	1 / 220-240 / 50
Power Input (IDU)		H / M / L	W	30 / 26 / 22	36 / 26 / 21	40 / 33 / 26	60 / 50 / 43
Air Flow Rate		H / M / L	m³/min	13 / 12 / 11	18 / 15.5 / 14	19 / 17 / 15.5	21.5 / 23 / 22.5
Dimensions	Body	W x H x D	mm	570 x 256 x 570	840 x 204 x 840	840 x 204 x 840	840 x 288 x 840
Weight	Body		kg	19.9	21.1	21.1	25.2
Sound Pressure Level	Cooling	H / M / L	dB(A)	41 / 39 / 37	46 / 39 / 34	46 / 39 / 35	44 / 42 / 41
Sound Power Level	Cooling	Max.	dB(A)	57	53	57	61
Piping Connections	Drain	O.D. / I.D.	mm	Ø32.0 / 25.0	Ø32.0 / 25.0	Ø32.0 / 25.0	Ø32.0 / 25.0
Recommended Decoration Panel*	Model Name			PT-Q6GW0	PT-N6GW0	PT-N6GW0	PT-N6GW0
	Color			White	White	White	White
	Dimensions	Body	mm	950 x 35 x 950	950 x 35 x 950	950 x 35 x 950	950 x 35 x 950
	Weight	Body	kg	3.0	3.1	3.1	3.1
OUTDOOR				**UUA1.UL0**	**UUB1.U20**	**UUC1.U40**
Power Supply			Ø / V / Hz	1 / 220-240 / 50	1 / 220-240 / 50	1 / 220-240 / 50
Circuit Breaker		Min.	A	15	20	25
Power Supply Cable (Includes Earth)			No x mm²	3C x 1.5	3C x 2.5	3C x 2.5
Dimensions	Net	W x H x D	mm	770 x 345 x 288	970 x 650 x 330	950 x 824 x 330
Weight	Net		kg	20.0	44.5	57.7
Compressor	Type			Twin Rotary	Twin Rotary	Twin Rotary
Refrigerant	Type			R32	R32	R32
	GWP (Global Warming Potential)			675	675	675
	Pre-charged Amount		kg	1.0	1.2	1.9
	Oil (Type)			VG10	VG10	VG68
	Additional Charge (After 7.5m)		g/m	20	40	40
Fan	Air Flow Rate	Rated	m³/min/No.	38 x 1	30 x 1	38 x 1
Total Piping Length		Min. / Max.	m	5 / 30	5 / 35	5 / 30
Piping Elevation	IDU - ODU	Max.	m	30	30	30

* Decoration panel can be selected as an optional accessory.

Note :

1. Due to our policy of innovation some specifications may be changed without notification.
2. Performances are based on the following conditions (in accordance with EN14511):
   Cooling : Indoor Ambient Temp 27°C DB / 19°C WB, Outdoor Ambient Temp 35°C DB / 24°C WB
   Heating : Indoor Ambient Temp 20°C DB / 15°C WB, Outdoor Ambient Temp 7°C DB / 6°C WB
   Interconnected Pipe is standard length and difference of Elevation (Outdoor - Indoor Unit) is 0m.
3. Sound Level Values are measured at No air flow anechoic chamber in accordance with standard. Therefore, these values depend on the ambient conditions and values are normally higher in actual operation.
4. This product contains fluorinated greenhouse gases (F-Gas)

Cassette Panel

Model Name

PT-AAGW0
PT-AFGW0
PT-QAGW0 (Mini 4 Way)

Key Features

Model	Dual Vane	Wi-Fi	Floor Temperature Sensor	Air Purification	Occupancy Sensor	Dust Sensor	Installation	Rotating Grille
PT-AAGW0	O	Optional	Optional	X	Optional	X	X	X
PT-AFGW0	O	Optional	Optional	Optional	Optional	O	O	X

Specification

Model	Suction Type	Color (Munsell)	Gloss	Weight (kg)	Dimension (mm)		
					W	H	D
PT-AAGW0	Grid	White (RAL 9003)	-	7.1	950	35	950
PT-AFGW0	Grid	White (RAL 9003)	-	7.5	950	35	950
PT-QAGW0	Grid	White (RAL 9003)	-	3.0	620	34	620

Air Purification Kit

Model	Image	Model name	Dielectric Dust collecting filter	Photocatalytic Deodorizing Filter	HVPS	Inlet
Air cleaning kit		PTAHMA0	O	O	O	O

Cassette Cover

Cover in case of exposed cassette installation

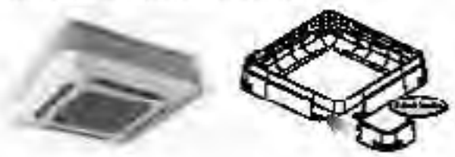

Key Features

- Specially designed for indoor unit
- Covers the side area of cassette
- Gives elegant looks
- Light weight

Specification

Model	Front Panel		Weight (kg)		Dimensions (mm)		
			NET	Gross	W	H	D
PTCCQ	PT-UQC	TR	5.0	7.2	907	907	268
		TQ	5.0	7.2	907	907	210

Model Name

PTCCQ / PTCCR*

* PTCCR suitable for Dual Vane 4 Way (25T) (840 x 840) will be available later

Applied Products

4 Way Cassette (For chassis TQ, TR)

Included Parts

- Cover A, Cover B
- Cover C, Cover D
- Screws
- Installation Manual(for chassis TQ, TR)

ROUND CASSETTE

Slim and Compact Design

The LG Round Cassette's compact design makes the space look more spacious and secure.

※ Product : 11 / 12.4kW

Minimal Exposure Design

LG Round Cassette hides clunky parts into a smooth surface to provide harmony and aesthetic.

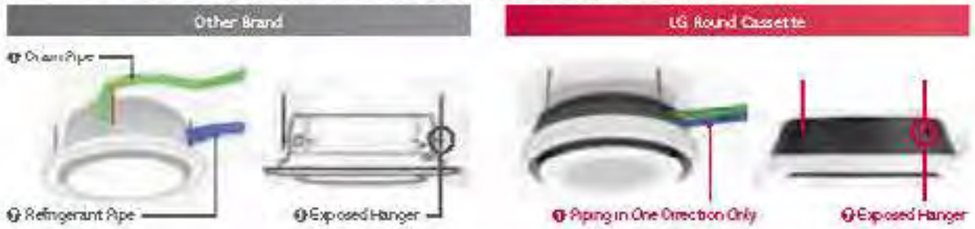

This air conditioning impresses with a sophisticated design and application concept that combines modern technology with a user-friendly operating comfort.

※ Red Dot Design Award : World's three major international design competitions, German Design Association (2019)
PIN UP Design Award : Korea Industrial Designers Association (Ministry of Trade, Industry and Energy) (2018)

6-Step Vane Control

Crystal vane allows for 6-step precision control for cool and warm airflow in every direction.

Perfect Round Airflow

Perfect round airflow without blind spots and 4 vanes can be controlled individually.



3 Way airflow with blind spot.

Perfect circular airflow without blind spots.

Quiet Operation

LG Round cassette makes the space quieter.

Sound Pressure

Normal communication
Noise level 50dB(A)

Library
Noise Level 40dB(A)

Sound Power

Sound power levels (cooling), dB(A)

Other brand	LG Round Cassette
61	Max. 59

※ The value is based on the Sound pressure level(Cooling), 11.0kW model

Faster in Cooling

Larger airflow rate, cooling rate is 30% faster the competition.



Set temperature reach time 18 minutes (Height 1.1m)

Set temperature reach time 12 minutes (Height 1.1m)

※ Based on test results from LG chamber, this image is designed to help customers understand.
Experimental environment: height 3.2m, cooling mode, high flow rate, horizontal air flow direction, initial temperature 33°C, setting temperature 26°C

Outside Control Box

The control box is located on the side for comfortable wiring and installation.



Inconvenient installation
Inside control box / hard to installation

Convenient installation
Outside control box / easy to installation

Embedded Humidity Sensor

Humidity sensor is included as standard, so comfort cooling function is possible without separate wired remote controller.

Simple Setting

❶ Press the 'Function' button repeatedly until 'comfort cooling icon' displayed

Function Button

Comfort Cooling Icon

❷ Press the 'Set' button

Set Button

STANDARD INVERTER (R32)

UT36F NY0 / UT48F NY0

UUD1 U30

LG participates in the SCP programme for EUROVENT AC program.
Check ongoing validity of certification
: www.eurovent-certification.com

COMBINATION				36	48
Capacity	Cooling	Min. / Rated / Max.	kW	3.80 / 11.00 / 12.54	5.40 / 13.40 / 15.68
	Heating	Min. / Rated / Max.	kW	4.30 / 12.20 / 13.29	6.20 / 15.50 / 17.52
Power Input(Sol)	Cooling	Min. / Rated / Max.	kW	0.26 / 3.06 / 3.55	0.50 / 4.39 / 5.71
	Heating	Min. / Rated / Max.	kW	0.30 / 3.13 / 4.06	0.90 / 4.36 / 5.56
Running Current	Cooling	Rated	A	10.10	19.50
	Heating	Rated	A	10.70	20.20
SER / ODP			kWh/kWh	3.60 / 2.90	3.05 / 3.40
SSER / SCOP			kWh/kWh	6.80 / 4.30	6.30 / 4.30
P Design	Cooling @ 35°C		kW	11.0	13.4
	Heating @ 10°C		kW	9.0	9.0
Seasonal Energy Label		Cooling / Heating		/	/
Annual Energy Consumption		Cooling / Heating	kWh	366 / 2,930	1,237 / 2,930
Dehumidification Rate			l/h	4.27	5.65
ODU Sound Pressure Level	Cooling / Heating	Rated	dB(A)	50 / 50	52 / 53
ODU Sound Power Level	Cooling / Heating	Rated	dB(A)	- - / - -	69 / 69
Piping Connections	Liquid	Outer Dia.	mm (inch)	Ø 9.52 (3/8)	Ø 9.52 (3/8)
	Gas	Outer Dia.	mm (inch)	Ø 15.88 (5/8)	Ø 15.88 (5/8)
	Connections Method			Flare	Flare
Operation Range (Outdoor)	Cooling	Min. / Max.	°C	10 / 52	10 / 52
	Heating	Min. / Max.	°C	-25 / 18	-25 / 18
INDOOR				**UT36F NY0**	**UT48F NY0**
Power Supply			Ø / V / Hz	1 / 220 240 / 50	1 / 220 240 / 50
Power Input(IDU)		H / M / L	W	90 / 66 / 48	125 / 90 / 66
Air Flow Rate		H / M / L	m³/min	25.0 / 21.0 / 19.0	29.0 / 25.0 / 21.0
Dimensions	Body	W x H x D	mm	1,050 x 230 x 1,050	1,050 x 230 x 1,050
Weight	Body		kg	30.0	30.0
Sound Pressure Level	Cooling	H / M / L	dB(A)	44.0 / 40.0 / 36.0	47.0 / 44.0 / 40.0
	Heating	H / M / L	dB(A)	47.0 / 43.0 / 40.0	49.0 / 46.0 / 42.0
Sound Power Level	Cooling	Rated	dB(A)	58	60
	Heating	Rated	dB(A)		62
Piping Connections	Drain Pipe	O.D. / I.D.	mm	Ø 32.0 / 25.0	Ø 32.0 / 25.0
OUTDOOR				**UUD1 U30**	
Power Supply			Ø / V / Hz	1 / 220 240 / 50	
Circuit Breaker		Min.	A	40	
Power Supply Cable (Included Earth)			No. x mm²	3C x 6.0	
Dimensions	Net	W x H x D	mm	950 x 1,280 x 330	
Weight	Net		kg	85.0	
Compressor	Type			LG Inverter Scroll	
Refrigerant	Type			R32	
	GWP (Global Warming Potential)			675	
	Precharged Amount		kg	3.0	
	CO_2 Eq.			2.025	
	Additional Charging Volume		g/m	40	
Fan	Air Flow Rate	Rated	m³/min	50 x 2	
Total Piping Length		Min. / Max.	m	5 / 85	
Piping Elevation	Min. / Max.	Max.	m	30	

STANDARD INVERTER (R32)

UT36F NY0 / UT48F NY0

UUD3 U30

LG participates in the SCP programme for EUROVENT AC program.
Check ongoing validity of certification
: www.eurovent-certification.com

COMBINATION				36	48
Capacity	Cooling	Min. / Rated / Max.	kW	3.80 / 11.00 / 12.54	5.40 / 13.40 / 15.68
	Heating	Min. / Rated / Max.	kW	4.30 / 12.20 / 13.29	6.20 / 15.50 / 17.52
Power Input(Sol)	Cooling	Min. / Rated / Max.	kW	0.26 / 3.06 / 3.55	0.50 / 4.39 / 5.71
	Heating	Min. / Rated / Max.	kW	0.30 / 3.13 / 4.06	0.90 / 4.36 / 5.56
Running Current	Cooling	Rated	A	5.20	7.00
	Heating	Rated	A	5.30	7.30
SER / ODP			kWh/kWh	3.60 / 2.90	3.05 / 3.40
SSER / SCOP			kWh/kWh	6.80 / 4.30	6.30 / 4.30
P Design	Cooling @ 35°C		kW	11.0	13.4
	Heating @ 10°C		kW	9.0	9.0
Seasonal Energy Label		Cooling / Heating		/	/
Annual Energy Consumption		Cooling / Heating	kWh	366 / 2,931	1,237 / 2,931
Dehumidification Rate			l/h	4.27	5.65
ODU Sound Pressure Level	Cooling / Heating	Rated	dB(A)	50 / 50	52 / 53
ODU Sound Power Level	Cooling / Heating	Rated	dB(A)	- - / - -	69 / 69
Piping Connections	Liquid	Outer Dia.	mm (inch)	Ø 9.52 (3/8)	Ø 9.52 (3/8)
	Gas	Outer Dia.	mm (inch)	Ø 15.88 (5/8)	Ø 15.88 (5/8)
	Connections Method			Flare	Flare
Operation Range (Outdoor)	Cooling	Min. / Max.	°C	10 / 52	10 / 52
	Heating	Min. / Max.	°C	-25 / 18	-25 / 18
INDOOR				**UT36F NY0**	**UT48F NY0**
Power Supply			Ø / V / Hz	1 / 220 240 / 50	1 / 220 240 / 50
Power Input(IDU)		H / M / L	W	90 / 66 / 48	125 / 90 / 66
Air Flow Rate		H / M / L	m³/min	25.0 / 21.0 / 19.0	29.0 / 25.0 / 21.0
Dimensions	Body	W x H x D	mm	1,050 x 230 x 1,050	1,050 x 230 x 1,050
Weight	Body		kg	30.0	30.0
Sound Pressure Level	Cooling	H / M / L	dB(A)	44.0 / 40.0 / 36.0	47.0 / 44.0 / 40.0
	Heating	H / M / L	dB(A)	47.0 / 43.0 / 40.0	49.0 / 46.0 / 42.0
Sound Power Level	Cooling	Rated	dB(A)	59	60
	Heating	Rated	dB(A)		62
Piping Connections	Drain Pipe	O.D. / I.D.	mm	Ø 32.0 / 25.0	Ø 32.0 / 25.0
OUTDOOR				**UUD3 U30**	
Power Supply			Ø / V / Hz	3 / 380 415 / 50	
Circuit Breaker		Min.	A	20	
Power Supply Cable (Included Earth)			No. x mm²	5C x 2.5	
Dimensions	Net	W x H x D	mm	950 x 1,380 x 330	
Weight	Net		kg	85.0	
Compressor	Type			LG Inverter Scroll	
Refrigerant	Type			R32	
	GWP (Global Warming Potential)			675	
	Precharged Amount		kg	3.0	
	CO_2 Eq.			2.025	
	Additional Charging Volume		g/m	40	
Fan	Air Flow Rate	Rated	m³/min	50 x 2	
Total Piping Length		Min. / Max.	m	5 / 85	
Piping Elevation	Min. / Max.	Max.	m	30	



CEILING CONCEALED DUCT

External Static Pressure (ESP) Control

User has easy access to air volume selection via remote controller using the ESP control function. The BLDC motor can control fan speed and air volume. No additional accessories are necessary to control air flow.

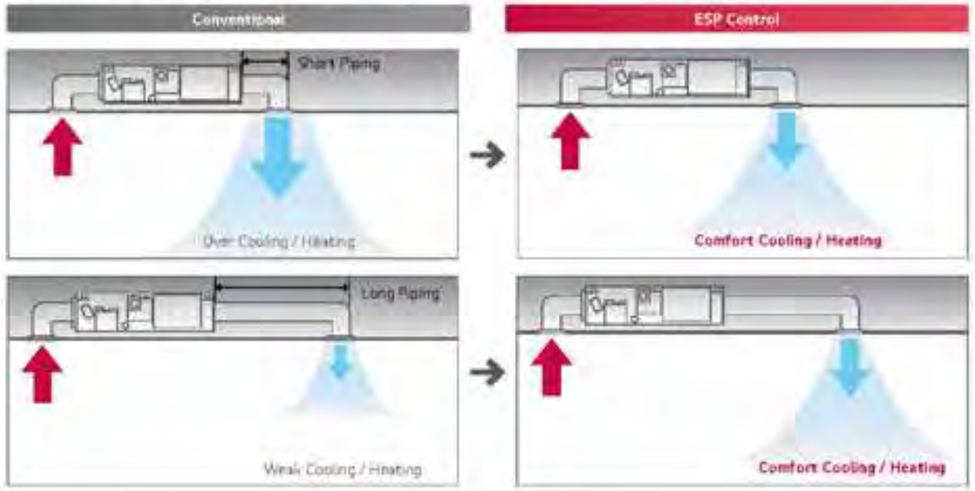

High Head Drain Pump

High head drain pump automatically drains water up to a height of 700mm of drain-head height. It provides the perfect solution for draining of water.

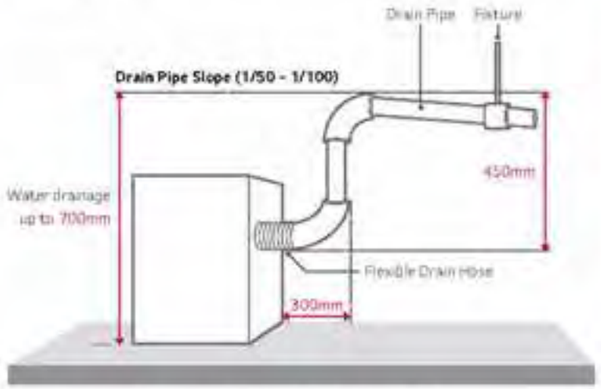



※ Standard Inverter : Accessory (MDPS) / Low Static Duct : Included
※ Required by option for Standard / Compact Inverter high static pressure models

Two Thermistors Control

The indoor temperature can be checked using the thermistors in the remote controller as well as from the indoor unit. There may be a significant difference between ceiling and floor air temperature. Two thermistors can optimize indoor air temperature for a more comfortable environment.

Compares temperatures sensed from different positions, and automatically selects the optimum temperature for users.

Operation for Multiple Rooms

Using a spiral duct (embedded or flexible type) and stream chamber, it is possible to operate cooling / heating for several rooms simultaneously. Also, zone control is available with zone controller accessory. (ARZCM)

Zone control features

- Controls different zones (up to 4 zones) by external thermostat (AC 24V)
- Maintain proper air volume of each zone
- Auto variation of dampers
- Auto control of fan speed and On / Off operation

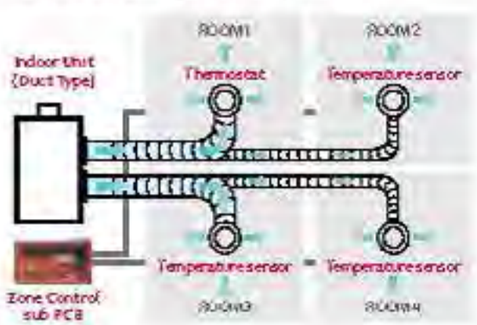

Minimized Height and Depth

New Low Static ducts provide ideal solution for installation in limited space.

Low Static Duct

Depth

Wide Operation Range

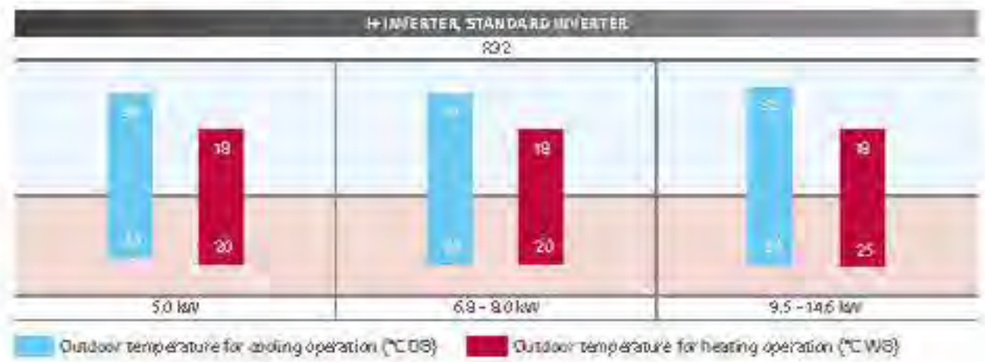

Easy Service & Maintenance

Users are not required to disassemble the whole panel for maintenance. One panel is divided into 2 components, one for heat exchanger and the other for fan / motor. The user can easily detach and re-attach the filter in the available limited space.

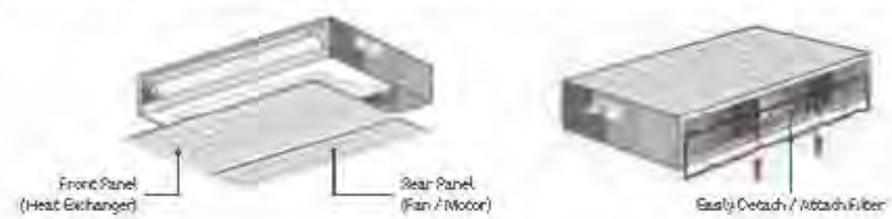

Quiet Operation (Low Static Pressure Model)

The noise level of low static ducts have been reduced, even though ESP has been increased.

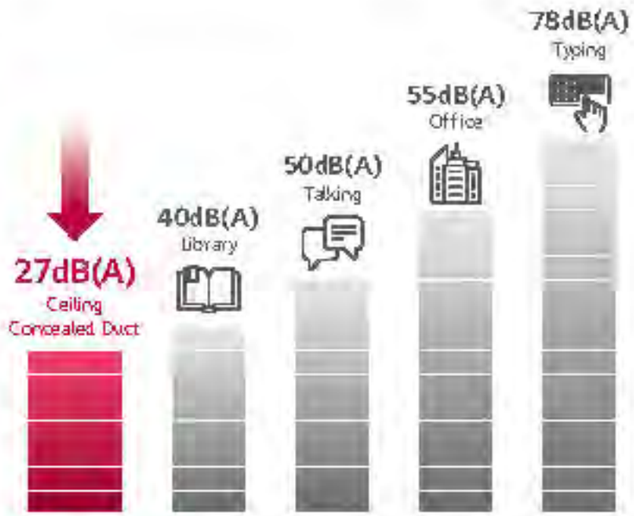

		CL09F N50	CL12F N50	CL18F N60	CL28F N30
Sound Pressure (High / Medium / Low)	dB(A)	35 / 30 / 27	35 / 30 / 29	34 / 31 / 29	39 / 35 / 32

Flexible Installation (Low Static Pressure Model)

Standard inverter low static duct allows the air intake at the rear or bottom under installation condition.

Conventional	Low Static Duct
Air intake at the only rear	Air intake at the rear or bottom

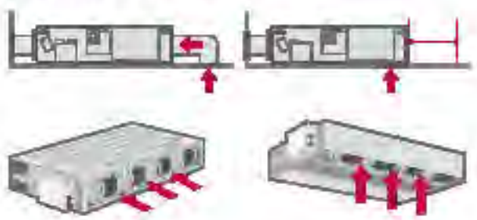

H-INVERTER (R32)

LOW STATIC PRESSURE
- UL12FH / UL18FH

UUA1 UL0 UUB1 U20

LG participates in the ECP programme for EUROVENT AC program
Check ongoing validity of certification
: www.eurovent-certification.com

COMBINATION				12	18
Capacity	Cooling	Min / Rated / Max	kW	1.5 / 3.4 / 4.7	2.0 / 5.0 / 6.0
	Heating	Min / Rated / Max	kW	1.8 / 4.0 / 4.9	2.3 / 5.8 / 7.0
Power Input (Set)	Cooling	Min / Rated / Max	kW	0.33 / 1.05 / 1.84	0.30 / 1.29 / 1.88
	Heating	Min / Rated / Max	kW	0.33 / 1.08 / 1.63	0.30 / 1.36 / 2.12
Running Current	Cooling	Rated	A	4.7	7.6
	Heating	Rated	A	4.8	8.1
EER / COP			kWh / kWh	3.23 / 3.71	3.60 / 3.71
SEER / SCOP			kWh / kWh	6.1 / 4.0	6.5 / 4.1
Pdesign	Cooling @ 35°C		kW	3.4	5
	Heating @ -10°C		kW	2.9	4.1
Seasonal Energy Label	Cooling / Heating			A++ / A+	A++ / A+
Annual Energy Consumption	Cooling / Heating		kWh	195 / 1,015	289 / 1,400
Dehumidification Rate			l/h	0.8	2.6
ODU Sound Pressure Level	Cooling / Heating	Rated	dB(A)	49 / 52	47 / 52
ODU Sound Power Level	Cooling	Rated	dB(A)	65	63
Piping Connections	Liquid		mm (inch)	Ø6.35 (1/4)	Ø6.35 (1/4)
	Gas		mm (inch)	Ø9.52 (3/8)	Ø12.7 (1/2)
	Connections Method			Flared	Flared
Operation Range (Outdoor)	Cooling	Min / Max	°C	15 / 50	15 / 50
	Heating	Min / Max	°C	-20 / 18	-20 / 18
INDOOR				UL12FH N50	UL18FH N30
Power Supply			Ø / V / Hz	1 / 220 240 / 50	1 / 220 240 / 50
Power Input (IDU)		H / M / L	W	21 / 15 / 13	140 / 125 / 100
Air Flow Rate		H / M / L	m³/min	11.5 / 9.5 / 8	18.5 / 15 / 11
Dimensions	Body	W x H x D	mm	900 x 190 x 460	1,100 x 190 x 700
Weight	Body		kg	18	26.0
Sound Pressure Level	Cooling	H / M / L	dB(A)	35 / 30 / 27	38 / 34 / 31
Sound Power Level	Cooling	Max	dB(A)	55	56
Piping Connections	Drain	OD. / I.D.	mm	Ø32.0 / 26.0	Ø32.0 / 26.0
OUTDOOR				UUA1 UL0	UUB1 U20
Power Supply			Ø / V / Hz	1 / 220 240 / 50	1 / 220 240 / 50
Circuit Breaker		Min	A	15	20
Power Supply Cable (Included Earth)			No x mm²	3C x 1.5	3C x 2.5
Dimensions	Net	W x H x D	mm	770 x 545 x 288	870 x 650 x 330
Weight	Net		kg	33.3	44.5
Compressor	Type			Twin Rotary	Twin Rotary
Refrigerant	Type			R32	R32
	GWP (Global Warming Potential)			675	675
	Pre-charged Amount		kg	1.0	1.2
	tCO2eq			0.675	0.81
	Additional Charge (After 7.5m)		g/m	20	20
Fan	Air Flow Rate	Rated	m³/min x No.	28 x 1	30 x 1
Total Piping Length		Min / Max	m	5 / 30	5 / 30
Piping Elevation	IDU - ODU	Max	m	30	30

H INVERTER (R32)

MID STATIC PRESSURE
- UM12FH / UM18FH / UM24FH / UM30FH

UUA1 UL0 UUB1 U20 UUC1 U40

LG participates in the SCP programme for EUROVENT AC program.
Check ongoing validity of certification
: www.eurovent-certification.com

COMBINATION				12	18	24	30
Capacity	Cooling	Min / Rated / Max.	kW	1.6 / 3.5 / 5.1	2.0 / 5.0 / 6.0	2.7 / 6.8 / 8.3	3.1 / 7.8 / 9.3
	Heating	Min / Rated / Max.	kW	1.6 / 4.0 / 5.8	2.3 / 5.8 / 7.0	3.0 / 7.5 / 9.4	3.6 / 9.0 / 10.7
Power Input (Set)	Cooling	Min / Rated / Max.	kW	0.32 / 1.03 / 1.38	0.30 / 1.26 / 1.70	0.40 / 1.84 / 2.56	0.50 / 2.25 / 2.99
	Heating	Min / Rated / Max.	kW	0.32 / 0.98 / 1.85	0.30 / 1.49 / 2.01	0.40 / 1.75 / 2.52	0.50 / 2.27 / 2.11
Running Current	Cooling	Rated	A	4.6	7.2	8.2	10.0
	Heating	Rated	A	4.3	7.8	7.8	10.1
SEER / ηs,c			kWh / kWh	5.40 / 4.10	5.26 / 3.99	5.10 / 4.00	5.21 / 3.93
SEER / SCOP			kWh / kWh	6.1 / 2.9	6.6 / 4.2	6.8 / 4.2	6.6 / 4.3
Pdesign	Cooling @ 35°C		kW	3.5	5	6.8	7.8
	Heating @ -10°C		kW	2.8	4.4	5.8	5.4
Seasonal Energy Label	Cooling / Heating			A+++ / A+	A+++ / A++	A+++ / A++	A+++ / A+
Annual Energy Consumption	Cooling / Heating		kWh	201 / 1,005	365 / 1,497	390 / 1,736	419 / 1,756
Dehumidification Rate			l/h	0.4	1.3	1.7	2.2
ODU Sound Pressure Level	Cooling / Heating	Rated	dB(A)	49 / 52	47 / 52	48 / 52	50 / 52
ODU Sound Power Level	Cooling	Rated	dB(A)	65	63	65	68
Piping Connections	Liquid		mm (inch)	Ø6.35 (1/4)	Ø6.35 (1/4)	Ø9.52 (3/8)	Ø9.52 (3/8)
	Gas		mm (inch)	Ø9.52 (3/8)	Ø12.7 (1/2)	Ø15.88 (5/8)	Ø15.88 (5/8)
	Connections Method			Flared	Flared	Flared	Flared
Operation Range (Outdoor)	Cooling	Min / Max.	°C	15 ~ 50	15 ~ 50	20 ~ 50	20 ~ 50
	Heating	Min / Max.	°C	-20 ~ 18	-20 ~ 18	-20 ~ 18	-20 ~ 18
INDOOR				**UM12FH N10**	**UM18FH N10**	**UM24FH N20**	**UM30FH N20**
Power Supply			Ø / V / Hz	1 / 220 ~ 240 / 50	1 / 220 ~ 240 / 50	1 / 220 ~ 240 / 50	1 / 220 ~ 240 / 50
Power Input (IDU)		H / M / L	W	150 / 130 / 110	180 / 150 / 130	134 / 101 / 80	134 / 101 / 80
Air Flow Rate		H / M / L	m³/min	16.5 / 14.5 / 13	19.5 / 16 / 14	22 / 18 / 21	22 / 18 / 21
Dimensions	Body	W x H x D	mm	900 x 270 x 700	900 x 270 x 700	1,250 x 270 x 700	1,250 x 270 x 700
Weight	Body		kg	23.4	27.0	29.0	29.0
Sound Pressure Level	Cooling	H / M / L	dB(A)	34 / 32 / 30	35 / 34 / 32	34 / 33 / 32	34 / 33 / 32
Sound Power Level	Cooling	Max.	dB(A)	56	60	59	59
Piping Connections	Drain (Natural Drainage)	O.D. / I.D.	mm	Ø25.4 / 19.4	Ø25.4 / 19.4	Ø25.4 / 19.4	Ø25.4 / 19.4
	Drain (Using Drain Pump)	O.D. / I.D.	mm	Ø32.0 / 26.0	Ø32.0 / 26.0	Ø32.0 / 26.0	Ø32.0 / 26.0
OUTDOOR				**UUA1 UL0**	**UUB1 U20**	**UUC1 U40**	
Power Supply			Ø / V / Hz	1 / 220 ~ 240 / 50	1 / 220 ~ 240 / 50	1 / 220 ~ 240 / 50	
Circuit Breaker		Min.	A	15	20	25	
Power Supply Cable (Included Earth)			No x mm²	3C x 1.5	3C x 2.5	3C x 2.5	
Dimensions	Net	W x H x D	mm	770 x 540 x 288	870 x 650 x 330	950 x 824 x 330	
Weight	Net		kg	33.2	44.5	57.7	
Compressor	Type			Twin Rotary	Twin Rotary	Twin Rotary	
Refrigerant	Type			R32	R32	R32	
	GWP (Global Warming Potential)			675	675	675	
	Precharged Amount		kg	1.0	1.2	1.9	
	t CO2eq			0.675	0.81	1.283	
	Additional Charge (After 7.5m)		g/m	20	20	40	
Fan	Air Flow Rate	Rated	m³/min x No.	23 x 1	30 x 1	38 x 1	
Total Piping Length		Min. / Max.	m	5 / 30	5 / 30	5 / 50	
Piping Elevation	IDU ~ ODU	Max.	m	30	30	30	

H INVERTER (R32)

MID STATIC PRESSURE
- UM36FH / UM42FH / UM48FH

UUD1 U30

LG participates in the SCP programme for EUROVENT AC program.
Check ongoing validity of certification
: www.eurovent-certification.com

COMBINATION				36	42	48
Capacity	Cooling	Min. / Rated / Max.	kW	3.8 / 9.5 / 12.8	4.8 / 12.0 / 14.4	5.4 / 13.4 / 16.1
	Heating	Min. / Rated / Max.	kW	4.3 / 10.8 / 13.7	5.4 / 13.5 / 16.2	6.2 / 15.5 / 17.8
Power Input (Set)	Cooling	Min. / Rated / Max.	kW	0.50 / 2.36 / 3.39	0.70 / 3.28 / 4.56	0.80 / 4.12 / 5.56
	Heating	Min. / Rated / Max.	kW	0.50 / 2.97 / 2.60	0.70 / 3.51 / 4.36	0.80 / 4.18 / 5.24
Running Current	Cooling	Rated	A	10.0	14.9	18.1
	Heating	Rated	A	11.3	15.2	18.4
SEER / ηs,c			kWh / kWh	4.60 / 4.00	5.05 / 3.85	5.05 / 3.71
SEER / SCOP			kWh / kWh	6.4 / 4.2	6.2 / 4.1	6.1 / 4.1
Pdesign	Cooling @ 35°C		kW	9.3	12	13.4
	Heating @ -10°C		kW	9.5	9.5	9.5
Seasonal Energy Label	Cooling / Heating			A++ / A+	A++ / A+	
Annual Energy Consumption	Cooling / Heating		kWh	520 / 2,187	677 / 3,244	1,318 / 3,244
Dehumidification Rate			l/h	2.0	4.2	4.8
ODU Sound Pressure Level	Cooling / Heating	Rated	dB(A)	50 / 50	51 / 52	52 / 53
ODU Sound Power Level	Cooling	Rated	dB(A)	66	69	69
Piping Connections	Liquid		mm (inch)	Ø9.52 (3/8)	Ø9.52 (3/8)	Ø9.52 (3/8)
	Gas		mm (inch)	Ø15.88 (5/8)	Ø15.88 (5/8)	Ø15.88 (5/8)
	Connections Method			Flared	Flared	Flared
Operation Range (Outdoor)	Cooling	Min. / Max.	°C	-20 ~ 52	-20 ~ 52	-20 ~ 52
	Heating	Min. / Max.	°C	-25 ~ 18	-25 ~ 18	-25 ~ 18
INDOOR				**UM36FH N30**	**UM42FH N30**	**UM48FH N30**
Power Supply			Ø / V / Hz	1 / 220 ~ 240 / 50	1 / 220 ~ 240 / 50	1 / 220 ~ 240 / 50
Power Input (IDU)		H / M / L	W	242 / 159 / 124	242 / 159 / 124	242 / 159 / 124
Air Flow Rate		H / M / L	m³/min	40 / 34 / 28	40 / 34 / 28	40 / 34 / 28
Dimensions	Body	W x H x D	mm	1,250 x 360 x 700	1,250 x 360 x 700	1,250 x 360 x 700
Weight	Body		kg	44.0	44.0	44.0
Sound Pressure Level	Cooling	H / M / L	dB(A)	39 / 38 / 36	39 / 38 / 36	39 / 38 / 36
Sound Power Level	Cooling	Max.	dB(A)	65	65	65
Piping Connections	Drain (Natural Drainage)	O.D. / I.D.	mm	Ø25.4 / 19.4	Ø25.4 / 19.4	Ø25.4 / 19.4
	Drain (Using Drain Pump)	O.D. / I.D.	mm	Ø32.0 / 26.0	Ø32.0 / 26.0	Ø32.0 / 26.0
OUTDOOR				**UUD1 U30**		
Power Supply			Ø / V / Hz	1 / 220 ~ 240 / 50		
Circuit Breaker		Min.	A	40		
Power Supply Cable (Included Earth)			No x mm²	3C x 6.0		
Dimensions	Net	W x H x D	mm	950 x 1,380 x 330		
Weight	Net		kg	85.0		
Compressor	Type			Inverter Scroll		
Refrigerant	Type			R32		
	GWP (Global Warming Potential)			675		
	Precharged Amount		kg	3.0		
	t CO2eq			2.025		
	Additional Charge (After 7.5m)		g/m	40		
Fan	Air Flow Rate	Rated	m³/min x No.	55 x 2		
Total Piping Length		Min. / Max.	m	5 / 85		
Piping Elevation	IDU ~ ODU	Max.	m	30		

H INVERTER (R32)

MID STATIC PRESSURE
- UM36FH / UM42FH / UM48FH

UUD3 U30

LG participates in the SCP programme for EUROVENT AC program.
Check ongoing validity of certification
: www.eurovent-certification.com

COMBINATION				36	42	48
Capacity	Cooling	Min / Rated / Max.	kW	2.8 9.5 12.8	4.8 12.0 16.4	5.4 13.4 16.1
	Heating	Min / Rated / Max.	kW	4.2 10.8 13.7	5.4 13.5 16.2	6.2 15.5 17.8
Power Input (Set)	Cooling	Min / Rated / Max.	kW	0.50 2.26 3.39	0.70 3.38 4.56	0.90 4.12 5.56
	Heating	Min / Rated / Max.	kW	0.50 2.57 3.80	0.70 3.51 4.56	0.80 4.18 5.24
Running Current	Cooling	Rated	A	3.8	5.3	6.5
	Heating	Rated	A	4.1	5.5	6.5
SEER / ηs,c			kWh / kWh	6.61 / 6.61	6.55 / 6.55	5.25 / 5.11
SEER / SCOP			kWh / kWh	6.4 / 4.2	6.2 / 4.1	6.1 / 4.1
Pdesign	Cooling @ 35°C		kW	9.5	12	13.4
	Heating @ -10°C		kW	9.5	9.5	9.5
Seasonal Energy Label	Cooling / Heating			A+++ / A+	A+++ / A+	
Annual Energy Consumption	Cooling / Heating		kWh	520 / 3,167	677 / 3,244	1,318 / 3,244
Dehumidification Rate			l/h	2.0	4.2	4.8
ODU Sound Pressure Level	Cooling / Heating	Rated	dB(A)	50 / 50	51 / 52	52 / 53
ODU Sound Power Level	Cooling	Rated	dB(A)	66	69	69
Piping Connections	Liquid		mm (inch)	Ø9.52 (3/8)	Ø9.52 (3/8)	Ø9.52 (3/8)
	Gas		mm (inch)	Ø15.88 (5/8)	Ø15.88 (5/8)	Ø15.88 (5/8)
	Connections Method			Flared	Flared	Flared
Operation Range (Outdoor)	Cooling	Min. / Max.	°C	20 / 52	20 / 52	20 / 52
	Heating	Min. / Max.	°C	25 / 18	25 / 18	25 / 18
INDOOR				**UM36FH.N30**	**UM42FH.N30**	**UM48FH.N30**
Power Supply			Ø / V / Hz	1 / 220 240 / 50	1 / 220 240 / 50	1 / 220 240 / 50
Power Input (IDU)		H / M / L	W	242 / 159 / 124	242 / 159 / 124	242 / 159 / 124
Air Flow Rate		H / M / L	m³/min	40 / 34 / 28	40 / 34 / 28	40 / 34 / 28
Dimensions	Body	W x H x D	mm	1,250 x 360 x 700	1,250 x 360 x 700	1,250 x 360 x 700
Weight	Body		kg	44.0	44.0	44.0
Sound Pressure Level	Cooling	H / M / L	dB(A)	39 / 38 / 36	39 / 38 / 36	39 / 38 / 36
Sound Power Level	Cooling	Max.	dB(A)	65	65	65
Piping Connections	Drain (Natural Drainage)	O.D. / I.D.	mm	Ø25.4 / 19.4	Ø25.4 / 19.4	Ø25.4 / 19.4
	Drain (Using Drain Pump)	O.D. / I.D.	mm	Ø32.0 / 26.0	Ø32.0 / 26.0	Ø32.0 / 26.0
OUTDOOR				**UUD3 U30**		
Power Supply			Ø / V / Hz	3 / 380 415 / 50		
Circuit Breaker		Min.	A	20		
Power Supply Cable (Included Earth)			No x mm²	5C x 2.5		
Dimensions	Net	W x H x D	mm	990 x 1,290 x 330		
Weight	Net		kg	85.0		
Compressor	Type			Inverter Scroll		
Refrigerant	Type			R32		
	GWP (Global Warming Potential)			675		
	Precharged Amount		kg	3.0		
	t CO2eq			2.025		
	Additional Charge (After 7.5m)		g/m	40		
Fan	Air Flow Rate	Rated	m³/min x No.	55 x 2		
Total Piping Length		Min. / Max.	m	5 / 85		
Piping Elevation	IDU - ODU	Max.	m	30		

STANDARD INVERTER (R32)

LOW STATIC PRESSURE
- CL09F / CL12F / CL18F / CL24F

UUA1 UL0 UUB1 U20 UUC1 U40

LG participates in the SCP programme for EUROVENT AC program.
Check ongoing validity of certification
: www.eurovent-certification.com

COMBINATION				9	12	18	24
Capacity	Cooling	Min. / Rated / Max.	kW	1.5 / 2.5 / 3.2	1.5 / 3.4 / 4.7	2.0 / 5.0 / 5.8	2.1 / 6.8 / 7.8
	Heating	Min. / Rated / Max.	kW	1.8 / 3.2 / 4.0	1.8 / 4.0 / 4.9	2.3 / 5.8 / 6.7	3.0 / 7.5 / 9.0
Power Input (Set)	Cooling	Min. / Rated / Max.	kW	0.20 / 0.67 / 0.92	0.23 / 1.05 / 1.24	0.3 / 1.35 / 1.89	0.4 / 2.03 / 2.84
	Heating	Min. / Rated / Max.	kW	0.23 / 0.75 / 1.02	0.23 / 1.08 / 1.02	0.4 / 1.77 / 2.42	0.4 / 2.13 / 2.30
Running Current	Cooling	Rated	A	3.0	4.7	7.5	9.0
	Heating	Rated	A	3.3	4.8	8.2	9.4
SEER / ηs,c			kWh / kWh	5.81 / 4.61	5.25 / 5.11	5.11 / 5.05	5.25 / 5.12
SEER / SCOP			kWh / kWh	6.1 / 4.0	5.6 / 3.8	6.1 / 3.9	6.2 / 3.8
Pdesign	Cooling @ 35°C		kW	2.5	3.4	5	6.8
	Heating @ -10°C		kW	2.9	3.9	4.1	5.4
Seasonal Energy Label	Cooling / Heating			A+++ / A+	A+++ / A+	A+++ / A+	A+++ / A+
Annual Energy Consumption	Cooling / Heating		kWh	143 / 1,015	213 / 1,088	287 / 1,472	384 / 1,389
Dehumidification Rate			l/h	0.7	0.8	1.6	2.5
ODU Sound Pressure Level	Cooling / Heating	Rated	dB(A)	43 / 52	43 / 52	47 / 52	48 / 52
ODU Sound Power Level	Cooling	Rated	dB(A)	65	65	63	65
Piping Connections	Liquid		mm (inch)	Ø6.35 (1/4)	Ø6.35 (1/4)	Ø6.35 (1/4)	Ø9.52 (3/8)
	Gas		mm (inch)	Ø9.52 (3/8)	Ø9.52 (3/8)	Ø12.7 (1/2)	Ø15.88 (5/8)
	Connections Method			Flared	Flared	Flared	Flared
Operation Range (Outdoor)	Cooling	Min. / Max.	°C	15 / 50	15 / 50	15 / 50	10 / 50
	Heating	Min. / Max.	°C	10 / 18	10 / 18	10 / 18	10 / 18
INDOOR				**CL09F.N50**	**CL12F.N50**	**CL18F.N50**	**CL24F.N50**
Power Supply			Ø / V / Hz	1 / 220 240 / 50	1 / 220 240 / 50	1 / 220 240 / 50	1 / 220 240 / 50
Power Input (IDU)		H / M / L	W	21 / 15 / 13	21 / 15 / 13	100 / 90 / 80	130 / 120 / 110
Air Flow Rate		H / M / L	m³/min	11.5 / 9.5 / 8	11.5 / 9.5 / 8	19 / 14 / 10	20 / 16 / 12
Dimensions	Body	W x H x D	mm	500 x 190 x 460	900 x 190 x 460	1,100 x 190 x 460	1,100 x 190 x 700
Weight	Body		kg	19.0	19.0	30.0	35.0
Sound Pressure Level	Cooling	H / M / L	dB(A)	35 / 30 / 27	35 / 30 / 27	34 / 31 / 29	39 / 35 / 32
Sound Power Level	Cooling	Max.	dB(A)	54	54	56	59
Piping Connections	Drain	O.D. / I.D.	mm	Ø32.0 / 26.0	Ø32.0 / 26.0	Ø32.0 / 26.0	Ø32.0 / 26.0
OUTDOOR				**UUA1.UL0**		**UUB1.U20**	**UUC1.U40**
Power Supply			Ø / V / Hz	1 / 220 240 / 50		1 / 220 240 / 50	1 / 220 240 / 50
Circuit Breaker		Min.	A	15		20	25
Power Supply Cable (Included Earth)			No x mm²	3C x 1.5		3C x 2.5	3C x 2.5
Dimensions	Net	W x H x D	mm	770 x 545 x 285		870 x 650 x 320	950 x 834 x 330
Weight	Net		kg	33.0		44.5	53.7
Compressor	Type			Twin Rotary		Twin Rotary	Twin Rotary
Refrigerant	Type			R32		R32	R32
	GWP (Global Warming Potential)			675		675	675
	Precharged Amount		kg	1.0		1.2	1.9
	t CO2eq			0.675		0.81	1.283
	Additional Charge (After 7.5m)		g/m	20		20	40
Fan	Air Flow Rate	Rated	m³/min x No.	28 x 1		30 x 1	38 x 1
Total Piping Length		Min. / Max.	m	5 / 30		5 / 30	5 / 30
Piping Elevation	IDU - ODU	Max.	m	30		30	30

CEILING CONCEALED DUCT

STANDARD INVERTER (R32)

MID STATIC PRESSURE
- CM18F / CM24F / UM30F

UUB1 U20 UUC1 U40

LG participates in the SCP programme for EUROVENT AC program.
Check on-going validity of certification
: www.eurovent-certification.com

COMBINATION				18	24	30
Capacity	Cooling	Min. / Rated / Max.	kW	2.0 / 5.0 / 5.8	2.7 / 6.8 / 8.0	3.1 / 7.8 / 9.0
	Heating	Min. / Rated / Max.	kW	2.3 / 5.8 / 6.3	3.0 / 7.5 / 9.0	3.6 / 9.0 / 10.1
Power Input (Set)	Cooling	Min. / Rated / Max.	kW	0.30 / 1.33 / 1.86	0.40 / 1.95 / 2.69	0.40 / 2.23 / 3.03
	Heating	Min. / Rated / Max.	kW	0.40 / 1.76 / 2.46	0.50 / 2.27 / 3.29	0.50 / 2.64 / 3.32
Running Current	Cooling	Rated	A	7.4	8.7	9.9
	Heating	Rated	A	8.3	10.1	11.7
SEER / ηs,c			kWh / kWh	5.15 / 5.31	5.49 / 5.51	5.50 / 5.41
SEER / SCOP			kWh / kWh	6.4 / 4.1	6.6 / 2.9	6.1 / 4.0
Pdesign	Cooling @ 35°C		kW	5	6.8	7.8
	Heating @ -10°C		kW	4.1	5.4	5.8
Seasonal Energy Label	Cooling / Heating			A+++ / A+	A+++ / A	A+++ / A+
Annual Energy Consumption	Cooling / Heating		kWh	273 / 1,400	361 / 1,938	448 / 1,890
Dehumidification Rate			l/h	1.5	2.6	2.4
ODU Sound Pressure Level	Cooling / Heating	Rated	dB(A)	43 / 52	48 / 52	50 / 52
ODU Sound Power Level	Cooling	Rated	dB(A)	63	65	68
Piping Connections	Liquid		mm (inch)	Ø6.35 (1/4)	Ø9.52 (3/8)	Ø9.52 (3/8)
	Gas		mm (inch)	Ø12.7 (1/2)	Ø15.88 (5/8)	Ø15.88 (5/8)
	Connections Method			Flared	Flared	Flared
Operation Range (Outdoor)	Cooling	Min. / Max.	°C	15 / 50	20 / 50	20 / 50
	Heating	Min. / Max.	°C	-20 / 18	-20 / 18	-20 / 18
INDOOR				**CM18F N10**	**CM24F N10**	**UM30F N10**
Power Supply			Ø / V / Hz	1 / 220 - 240 / 50	1 / 220 - 240 / 50	1 / 220 - 240 / 50
Power Input (IDU)		H / M / L	W	150 / 130 / 110	180 / 150 / 130	220 / 200 / 180
Air Flow Rate		H / M / L	m³/min	18.5 / 14.5 / 12	18 / 16.5 / 14.5	22 / 20 / 18
Dimensions	Body	W x H x D	mm	900 x 270 x 700	900 x 270 x 700	900 x 270 x 700
Weight	Body		kg	24.0	24.0	30.0
Sound Pressure Level	Cooling	H / M / L	dB(A)	34 / 32 / 30	35 / 34 / 32	37 / 35 / 34
Sound Power Level	Cooling	Max.	dB(A)	59	60	62
Piping Connections	Drain (Natural Drainage)	O.D. / I.D.	mm	Ø25.4 / 19.4	Ø25.4 / 19.4	Ø25.4 / 19.4
	Drain (Using Drain Pump)	O.D. / I.D.	mm	Ø32.0 / 26.0	Ø32.0 / 26.0	Ø32.0 / 26.0
OUTDOOR				**UUB1 U20**	**UUC1 U40**	
Power Supply			Ø / V / Hz	1 / 220 - 240 / 50	1 / 220 - 240 / 50	
Circuit Breaker		Min.	A	20	34	
Power Supply Cable (Included Earth)			No. x mm²	3C x 2.5	3C x 2.5	
Dimensions	Net	W x H x D	mm	870 x 650 x 330	930 x 834 x 330	
Weight	Net		kg	44.5	57.7	
Compressor	Type			Twin Rotary	Twin Rotary	
Refrigerant	Type			R32	R32	
	GWP (Global Warming Potential)			675	675	
	Precharged Amount		kg	1.2	1.9	
	tCO_2eq			0.81	1.283	
	Additional Charge (After 7.5m)		g/m	20	40	
Fan	Air Flow Rate	Rated	m³/min x No.	50 x 1	58 x 1	
Total Piping Length		Min. / Max.	m	5 / 20	5 / 30	
Piping Elevation	IDU - ODU	Max.	m	30	30	

STANDARD INVERTER (R32)

MID STATIC PRESSURE
- UM36F / UM42F / UM48F / UM60F

UUD1 U30

LG participates in the SCP programme for EUROVENT AC program.
Check on-going validity of certification
: www.eurovent-certification.com

COMBINATION				36	42	48	60
Capacity	Cooling	Min. / Rated / Max.	kW	3.8 / 9.5 / 12.5	4.8 / 12.0 / 14.0	5.4 / 13.4 / 15.7	5.8 / 14.6 / 15.8
	Heating	Min. / Rated / Max.	kW	4.3 / 10.8 / 13.4	5.4 / 13.5 / 15.8	6.2 / 15.5 / 17.5	6.7 / 16.8 / 18.1
Power Input (Set)	Cooling	Min. / Rated / Max.	kW	0.30 / 2.50 / 3.80	0.70 / 3.48 / 4.52	0.90 / 4.32 / 5.62	1.00 / 4.95 / 5.54
	Heating	Min. / Rated / Max.	kW	0.60 / 2.77 / 3.77	0.80 / 3.74 / 4.86	0.90 / 4.21 / 5.26	0.90 / 4.60 / 5.28
Running Current	Cooling	Rated	A	11.1	15.2	19.0	21.6
	Heating	Rated	A	12.6	16.4	18.4	20.4
SEER / ηs,c			kWh / kWh	5.60 / 5.50	5.60 / 5.61	5.10 / 5.80	5.05 / 5.65
SEER / SCOP			kWh / kWh	5.80 / 3.90	5.60 / 3.90	5.80 / 4.00	5.60 / 4.00
Pdesign	Cooling @ 35°C		kW	9.5	12.0	13.4	14.6
	Heating @ -10°C		kW	9.5	9.5	9.5	9.5
Seasonal Energy Label	Cooling / Heating			A+ / A	A+ / A	/	/
Annual Energy Consumption	Cooling / Heating		kWh	573 / 3,410	750 / 3,410	1,336 / 3,325	1,364 / 3,325
Dehumidification Rate			l/h	3.9	4.4	4.8	4.7
ODU Sound Pressure Level	Cooling / Heating	Rated	dB(A)	50 / 50	51 / 52	52 / 53	54 / 54
ODU Sound Power Level	Cooling	Rated	dB(A)	66	66	69	71
Piping Connections	Liquid		mm (inch)	Ø9.52 (3/8)	Ø9.52 (3/8)	Ø9.52 (3/8)	Ø9.52 (3/8)
	Gas		mm (inch)	Ø15.88 (5/8)	Ø15.88 (5/8)	Ø15.88 (5/8)	Ø15.88 (5/8)
	Connections Method			Flared	Flared	Flared	Flared
Operation Range (Outdoor)	Cooling	Min. / Max.	°C	20 / 52	20 / 52	20 / 52	20 / 52
	Heating	Min. / Max.	°C	-25 / 18	-25 / 18	-25 / 18	-25 / 18
INDOOR				**UM36F N20**	**UM42F N20**	**UM48F N20**	**UM60F N20**
Power Supply			Ø / V / Hz	1 / 220 - 240 / 50	1 / 220 - 240 / 50	1 / 220 - 240 / 50	1 / 220 - 240 / 50
Power Input (IDU)		H / M / L	W	183 / 134 / 101	266 / 200 / 145	242 / 199 / 154	242 / 237 / 242
Air Flow Rate		H / M / L	m³/min	34 / 28 / 21	38 / 33 / 26	40 / 34 / 26	50 / 43 / 40
Dimensions	Body	W x H x D	mm	1,250 x 270 x 700	1,250 x 270 x 700	1,250 x 360 x 700	1,250 x 360 x 700
Weight	Body		kg	30.5	30.5	43.5	43.5
Sound Pressure Level	Cooling	H / M / L	dB(A)	36 / 34 / 33	38 / 36 / 34	39 / 38 / 36	42 / 40 / 39
Sound Power Level	Cooling	Max.	dB(A)	60	62	65	66
Piping Connections	Drain (Natural Drainage)	O.D. / I.D.	mm	Ø25.4 / 19.4	Ø25.4 / 19.4	Ø25.4 / 19.4	Ø25.4 / 19.4
	Drain (Using Drain Pump)	O.D. / I.D.	mm	Ø32.0 / 26.0	Ø32.0 / 26.0	Ø32.0 / 26.0	Ø32.0 / 26.0
OUTDOOR				**UUD1 U30**			
Power Supply			Ø / V / Hz	1 / 220 - 240 / 50			
Circuit Breaker		Min.	A	40			
Power Supply Cable (Included Earth)			No. x mm²	3C x 6.0			
Dimensions	Net	W x H x D	mm	900 x 1,338 x 330			
Weight	Net		kg	85			
Compressor	Type			Inverter Scroll			
Refrigerant	Type			R32			
	GWP (Global Warming Potential)			675			
	Precharged Amount		kg	3.0			
	tCO_2eq			2.025			
	Additional Charge (After 7.5m)		g/m	40			
Fan	Air Flow Rate	Rated	m³/min x No.	55 x 2			
Total Piping Length		Min. / Max.	m	5 / 85			
Piping Elevation	IDU - ODU	Max.	m	30			

STANDARD INVERTER (R32)

MID STATIC PRESSURE
- UM 36F / UM42F / UM48F / UM60F

UUD3 U30

LG participates in the SCP programme for EUROVENT AC program.
Check ongoing validity of certification
: www.eurovent-certification.com

COMBINATION				36	42	48	60
Capacity	Cooling	Min / Rated / Max.	kW	3.8 / 9.5 / 12.5	4.8 / 12.0 / 14.0	5.4 / 13.4 / 15.7	5.8 / 14.6 / 15.8
	Heating	Min / Rated / Max.	kW	4.7 / 10.8 / 13.6	5.4 / 13.5 / 15.8	6.2 / 15.5 / 17.5	6.7 / 16.8 / 18.1
Power Input (Set)	Cooling	Min / Rated / Max.	kW	0.50 / 2.50 / 3.80	0.70 / 3.48 / 4.52	0.90 / 4.32 / 5.62	1.00 / 4.95 / 5.54
	Heating	Min / Rated / Max.	kW	0.60 / 2.77 / 3.37	0.80 / 3.74 / 4.86	0.90 / 4.21 / 5.26	0.80 / 4.60 / 5.29
Running Current	Cooling	Rated	A	4.0	5.5	6.8	7.7
	Heating	Rated	A	4.5	5.9	6.5	7.2
SEER / ηs,c			kWh / kWh	3.30 / 3.30	3.40 / 3.61	3.30 / 3.61	3.05 / 3.60
SEER / SCOP			kWh / kWh	5.2 / 3.9	5.6 / 3.9	5.2 / 4.0	5.6 / 4.0
Pdesign	Cooling @ 35°C		kW	5.3	7.2	12.4	14.8
	Heating @ 10°C		kW	9.5	9.5	9.5	9.5
Seasonal Energy Label	Cooling / Heating			A+ / A	A+ / A	/	/
Annual Energy Consumption	Cooling / Heating		kWh	573 / 3,410	750 / 3,410	1,386 / 3,325	1,564 / 3,325
Dehumidification Rate			l/h	2.4	4.4	4.8	4.7
ODU Sound Pressure Level	Cooling / Heating	Rated	dB(A)	50 / 50	51 / 52	52 / 53	54 / 54
ODU Sound Power Level	Cooling	Rated	dB(A)	66	69	69	71
Piping Connections	Liquid		mm (inch)	Ø9.52 (3/8)	Ø9.52 (3/8)	Ø9.52 (3/8)	Ø9.52 (3/8)
	Gas		mm (inch)	Ø15.88 (5/8)	Ø15.88 (5/8)	Ø15.88 (5/8)	Ø15.88 (5/8)
	Connections Method			Flared	Flared	Flared	Flared
Operation Range (Outdoor)	Cooling	Min / Max.	°C	10 / 52	10 / 52	10 / 52	10 / 52
	Heating	Min / Max.	°C	-25 / 18	-25 / 18	-25 / 18	-25 / 18
INDOOR				**UM36F.N20**	**UM42F.N20**	**UM48F.N20**	**UM60F.N20**
Power Supply			Ø / V / Hz	1 / 220-240 / 50	1 / 220-240 / 50	1 / 220-240 / 50	1 / 220-240 / 50
Power Input (IDU)		H / M / L	W	183 / 134 / 101	186 / 200 / 145	242 / 159 / 134	242 / 237 / 242
Air Flow Rate		H / M / L	m³/min	22 / 18 / 14	28 / 23 / 18	40 / 34 / 28	50 / 42 / 30
Dimensions	Body	W x H x D	mm	1,250 x 270 x 700	1,250 x 270 x 700	1,250 x 350 x 700	1,250 x 350 x 700
Weight	Body		kg	30.5	30.5	40.5	40.5
Sound Pressure Level	Cooling	H / M / L	dB(A)	36 / 34 / 33	38 / 36 / 34	39 / 38 / 36	42 / 40 / 39
Sound Power Level	Cooling	Max.	dB(A)	60	62	66	66
Piping Connections	Drain (Natural Drainage)	O.D. / I.D.	mm	Ø25.4 / 19.4	Ø25.4 / 19.4	Ø25.4 / 19.4	Ø25.4 / 19.4
	Drain (Using Drain Pump)	O.D. / I.D.	mm	Ø32.0 / 26.0	Ø32.0 / 26.0	Ø32.0 / 26.0	Ø32.0 / 26.0
OUTDOOR				**UUD3 U30**			
Power Supply			Ø / V / Hz	3 / 380-415 / 50			
Circuit Breaker		Min.	A	20			
Power Supply Cable (Included Earth)			No x mm²	3C x 2.5			
Dimensions	Net	W x H x D	mm	950 x 1,380 x 330			
Weight	Net		kg	85			
Compressor	Type			Inverter Scroll			
Refrigerant	Type			R32			
	GWP (Global Warming Potential)			675			
	Precharged Amount		kg	3.0			
	t CO2eq			2.025			
	Additional Charge (After 7.5m)		g/m	40			
Fan	Air Flow Rate	Rated	m³/min x No.	55 x 2			
Total Piping Length		Min. / Max.	m	5 / 85			
Piping Elevation	IDU - ODU	Max.	m	30			

COMPACT INVERTER (R32)

LOW STATIC PRESSURE
- CL18F / CL24F

UUA1 UL0 UUB1 U20

LG participates in the SCP programme for EUROVENT AC program.
Check ongoing validity of certification
: www.eurovent-certification.com

COMBINATION				18	24
Capacity	Cooling	Min. / Rated / Max.	kW	1.8 / 4.7 / 5.1	2.7 / 6.8 / 7.5
	Heating	Min. / Rated / Max.	kW	2.1 / 5.2 / 5.7	3.0 / 7.5 / 8.6
Power Input (Set)	Cooling	Min. / Rated / Max.	kW	0.34 / 1.62 / 1.99	0.40 / 2.12 / 2.54
	Heating	Min. / Rated / Max.	kW	0.30 / 1.52 / 1.99	0.50 / 2.41 / 3.12
Running Current	Cooling	Rated	A	7.2	9.2
	Heating	Rated	A	6.8	10.5
SEER / ηs,c			kWh / kWh	2.90 / 3.40	2.23 / 3.11
SEER / SCOP			kWh / kWh	5.1 / 3.9	5.0 / 4.1
Pdesign	Cooling @ 35°C		kW	4.7	6.8
	Heating @ 10°C		kW	2.7	4.2
Seasonal Energy Label	Cooling / Heating			A / A	A+ / A+
Annual Energy Consumption	Cooling / Heating		kWh	322 / 999	397 / 1,434
Dehumidification Rate			l/h	1.5	2.4
ODU Sound Pressure Level	Cooling / Heating	Rated	dB(A)	49 / 52	48 / 53
ODU Sound Power Level	Cooling	Rated	dB(A)	65	65
Piping Connections	Liquid		mm (inch)	Ø6.35 (1/4)	Ø9.52 (3/8)
	Gas		mm (inch)	Ø12.7 (1/2)	Ø15.88 (5/8)
	Connections Method			Flared	Flared
Operation Range (Outdoor)	Cooling	Min. / Max.	°C	10 / 50	10 / 48
	Heating	Min. / Max.	°C	-10 / 18	-15 / 18
INDOOR				**CL18F.N60**	**CL24F.N60**
Power Supply			Ø / V / Hz	1 / 220-240 / 50	1 / 220-240 / 50
Power Input (IDU)		H / M / L	W	100 / 90 / 80	150 / 130 / 110
Air Flow Rate		H / M / L	m³/min	12 / 10 / 8	18 / 16 / 14
Dimensions	Body	W x H x D	mm	1,100 x 190 x 460	1,100 x 190 x 700
Weight	Body		kg	22.0	26
Sound Pressure Level	Cooling	H / M / L	dB(A)	34 / 31 / 29	39 / 35 / 32
Sound Power Level	Cooling	Max.	dB(A)	54	54
Piping Connections	Drain	O.D. / I.D.	mm	Ø32.0 / 26.0	Ø32.0 / 26.0
OUTDOOR				**UUA1.UL0**	**UUB1.U20**
Power Supply			Ø / V / Hz	1 / 220-240 / 50	1 / 220-240 / 50
Circuit Breaker		Min.	A	15	20
Power Supply Cable (Included Earth)			No x mm²	3C x 1.5	3C x 2.5
Dimensions	Net	W x H x D	mm	770 x 545 x 288	870 x 630 x 330
Weight	Net		kg	33.3	44.5
Compressor	Type			Twin Rotary	Twin Rotary
Refrigerant	Type			R32	R32
	GWP (Global Warming Potential)			675	675
	Precharged Amount		kg	1.0	1.2
	t CO2eq			0.675	0.81
	Additional Charge (After 7.5m)		g/m	40	40
Fan	Air Flow Rate	Rated	m³/min x No.	28 x 1	30 x 1
Total Piping Length		Min. / Max.	m	3 / 30	3 / 30
Piping Elevation	IDU - ODU	Max.	m	20	20

COMPACT INVERTER (R32)

MID STATIC PRESSURE
- CM18F / CM24F / UM30F / UM36F

UUA1 UL0 UUB1 U20 UUC1 U40

LG participates in the SCP programme for EUROVENT AC program.
Check on going validity of certification
: www.eurovent-certification.com

COMBINATION				18	24	30	36
Capacity	Cooling	Min / Rated / Max.	kW	1.8 / 5.0 / 5.6	2.7 / 6.8 / 7.5	3.0 / 8.5 / 8.3	3.8 / 9.5 / 10.5
	Heating	Min / Rated / Max.	kW	2.2 / 5.5 / 6.7	3.0 / 7.4 / 8.5	3.2 / 9.0 / 8.8	4.3 / 10.8 / 11.5
Power Input (Set)	Cooling	Min / Rated / Max.	kW	0.35 / 1.67 / 1.92	0.50 / 2.24 / 2.81	0.50 / 2.57 / 3.08	0.80 / 3.16 / 3.86
	Heating	Min / Rated / Max.	kW	0.32 / 1.58 / 1.77	0.40 / 2.17 / 2.82	0.50 / 2.65 / 2.93	0.80 / 3.07 / 3.48
Running Current	Cooling	Rated	A	7.4	10.2	11.0	14.0
	Heating	Rated	A	7.0	9.7	9.7	13.4
SEER / ηs,c			kWh / kWh	3.80 / 5.50	3.91 / 5.41	3.90 / 5.46	3.91 / 5.50
SCOP			kWh / kWh	3.61 / 3.8	3.8 / 4.1	3.6 / 3.8	3.9 / 4.0
Pdesign	Cooling @ 35°C		kW	5	6.8	7.3	9.5
	Heating @ -10°C		kW	2.8	4.1	4.3	5.5
Seasonal Energy Label	Cooling / Heating			A++ / A	A++ / A++	A++ / A	A++ / A+
Annual Energy Consumption	Cooling / Heating		kWh	287 / 1,032	410 / 1,400	469 / 1,344	564 / 1,924
Seasonal Efficiency Ratio			%	1.7	2.5	2.6	2.7
ODU Sound Pressure Level	Cooling / Heating	Rated	dB(A)	49 / 52	48 / 53	50 / 54	54 / 56
ODU Sound Power Level	Cooling	Rated	dB(A)	65	65	67	70
Piping Connections	Liquid		mm (inch)	Ø6.35 (1/4)	Ø9.52 (3/8)	Ø9.52 (3/8)	Ø9.52 (3/8)
	Gas		mm (inch)	Ø12.7 (1/2)	Ø15.88 (5/8)	Ø15.88 (5/8)	Ø15.88 (5/8)
	Connections Method			Flare	Flare	Flare	Flare
Operation Range (Outdoor)	Cooling	Min / Max	°C	10 / 50	10 / 48	10 / 48	10 / 50
	Heating	Min / Max	°C	10 / 18	15 / 18	15 / 18	15 / 18

INDOOR				CM18F.N10	CM24F.N10	UM30F.N10	UM36F.N20
Power Supply			Ø / V / Hz	1 / 220-240 / 50	1 / 220-240 / 50	1 / 220-240 / 50	1 / 220-240 / 50
Power Input (IDU)		H / M / L	W	150 / 130 / 110	180 / 150 / 130	220 / 200 / 180	183 / 134 / 101
Air Flow Rate		H / M / L	m³/min	16.5 / 14.5 / 12	18 / 15.5 / 14.5	22 / 19 / 16	24 / 18 / 14
Dimensions	Body	W x H x D	mm	900 x 270 x 700	900 x 270 x 700	900 x 270 x 700	1,250 x 270 x 700
Weight	Body		kg	24.0	24.0	29.5	29.5
Sound Pressure Level	Cooling	H / M / L	dB(A)	34 / 32 / 30	35 / 34 / 32	37 / 35 / 34	36 / 34 / 33
Sound Power Level	Cooling	Max.	dB(A)	59	60	62	60
Piping Connections	Drain (Natural Drainage)	O.D. / I.D.	mm	Ø25.4 / 19.4	Ø25.4 / 19.4	Ø25.4 / 19.4	Ø25.4 / 19.4
	Drain (Using Drain Pump)	O.D. / I.D.	mm	Ø32.0 / 26.0	Ø32.0 / 26.0	Ø32.0 / 26.0	Ø32.0 / 26.0

OUTDOOR				UUA1.UL0	UUB1.U20	UUC1.U40
Power Supply			Ø / V / Hz	1 / 220-240 / 50	1 / 220-240 / 50	1 / 220-240 / 50
Circuit Breaker		Max.	A	15	20	25
Power Supply Cable (Included Earth)			No. x mm²	3C x 1.5	3C x 2.5	3C x 2.5
Dimensions	Net	W x H x D	mm	770 x 545 x 288	810 x 650 x 330	860 x 824 x 330
Weight	Net		kg	33.0	44.5	57.7
Compressor	Type			Twin Rotary	Twin Rotary	Twin Rotary
Refrigerant	Type			R32	R32	R32
	GWP (Global Warming Potential)			675	675	675
	Precharged Amount		kg	1	1.2	1.9
	t_{CO_2eq}			0.675	0.81	1.283
	Additional Charge (After 7.5m)		g/m	20	40	40
Fan	Air Flow Rate	Rated	m³/min x No.	22 x 1	50 x 1	58 x 1
Total Piping Length		Min. / Max.	m	5 / 30	5 / 35	5 / 50
Piping Elevation	IDU - ODU	Max.	m	30	30	30

STANDARD INVERTER (R410A)

HIGH STATIC PRESSURE
- UB70 / UB85

UU70W UU85W

LG participates in the SCP programme for EUROVENT AC program.
Check on going validity of certification
: www.eurovent-certification.com

INDOOR				UB70.N94	UB85.N94
Capacity	Cooling	Min. / Nom. / Max.	kW	7.6 / 19.0 / 20.9	9.2 / 23.0 / 25.3
	Heating	Min. / Nom. / Max.	kW	9.0 / 22.4 / 24.6	10.8 / 27.0 / 29.7
Low Temperature Capacity	Heating -7°C	Max.	kW	16.0	24.0
Power Input (Set)	Cooling	Nom.	kW	6.69	8.19
	Heating	Nom.	kW	6.4	8.31
Power Input (Unit out)		Min. / Max. (Nom ESP)	W	550 / 760	610 / 920
Running Current	Cooling / Heating	Nom.	A	11.5 / 10.7	13.5 / 13.6
Power Supply			Ø / V / Hz	1 / 220-240 / 50	1 / 220-240 / 50
SEER				2.84	2.81
COP				3.50	3.25
SEER				4.90	4.80
SCOP				3.62	3.51
Pdesign (@ -10°C)			kW	13.4	18.5
Seasonal Energy Label	Cooling / Heating				
Annual Energy Consumption	Cooling / Heating		kWh		
Piping Connection	Liquid		mm (inch)	Ø9.52 (3/8)	Ø12.7 (1/2)
	Gas		mm (inch)	Ø25.4 (1/1)	Ø22.2 (7/8)
	Drain	O.D. / I.D.	mm	32 / 25	32 / 25
Air Flow Rate		High / Medium / Low	m³/min	70.0 / 65.0 / 60.0	80.0 / 72.0 / 64.0
Sound Pressure	Cooling	High / Medium / Low	dB(A)	43 / 41 / 40	43 / 41 / 40
Sound Power	Cooling	Max.	dB(A)	73	73
Dehumidification Rate			l/h	1.81 (4.2)	5.34 (11.3)
Dimensions	Body	W x H x D	mm	1,563 x 460 x 688	1,563 x 460 x 688
Net Weight	Body		kg	90.0	90.0
External Static Pressure		Min. / Max.	mmAq (Pa)	6 / 25 (60 / 250)	6 / 25 (60 / 250)

OUTDOOR				UU70W.U94	UU85W.U94
Compressor	Type			Hermetically Sealed Scroll	Hermetically Sealed Scroll
Air Flow Rate		Nom.	m³/min	110	190
Sound Pressure	Cooling	Nom.	dB(A)	55	59
	Heating	Nom.	dB(A)	58	60
Sound Power	Cooling	Max.	dB(A)	75	75
Dimensions	W x H x D		mm	950 x 1,380 x 330	1,090 x 1,625 x 390
Net Weight			kg	110	144.0
Refrigerant	Type			R410A	R410A
	Charge		g	5,200	5,300
	Additional Charge		g/m	70	30
	GWP			2087.5	2087.5
	TCO_2eq			10.9	11.5
Operation Range (Outdoor)	Cooling	Min. / Max.	°C DB	20 / 48	20 / 48
	Heating	Min. / Max.	°C WB	-18 / 18	-18 / 18
Power Supply			Ø / V / Hz	3 / 380-415 / 50	3 / 380-415 / 50
Power Supply Cable			No. x mm²	5C x 2.5	5C x 2.5
Transmission Cable			No. x mm²	4C x 1.0	4C x 1.0
Circuit Breaker			A	20	20
Piping Length (Total)		Min. / Max.	m	5 / 75	5 / 75
Piping Elevation Difference	IDU - ODU	Max.	m	30	30
Piping Connection	Liquid		mm (inch)	Ø9.52 (3/8)	Ø12.7 (1/2)
	Gas		mm (inch)	Ø25.4 (1/1)	Ø22.2 (7/8)

Note :
1. Due to our policy of innovation some specifications may be changed without notification.
2. Performances are based on the following conditions (ISO standard in accordance with ISO14511)
   Cooling : Indoor Ambient Temp 27°C DB / 19°C WB, Outdoor Ambient Temp 35°C DB / 24°C WB
   Heating : Indoor Ambient Temp 20°C DB / 15°C WB, Outdoor Ambient Temp 7°C DB / 6°C WB
   Interconnected Pipe (standard length and difference of Elevation / Outdoor - Indoor Unit) is 0m.
3. Sound Level Values are measured at Noise Measuring chamber in accordance with standard, therefore, these values depend on the ambient conditions and values are normally higher in actual operation.
4. This product contains fluorinated greenhouse gases (R410A).

CEILING SUSPENDED

Differentiated Design

Modern elegant design with V-shape and black vane is appropriate for any commercial space. It received iF Design Award.

Powerful Cooling & Heating

High ceiling mode provides powerful cooling and heating up to 4.2m in height from floor, 1.5m away from ceiling.

Airflow path and improved heat exchanger's performance.

Outlet Space

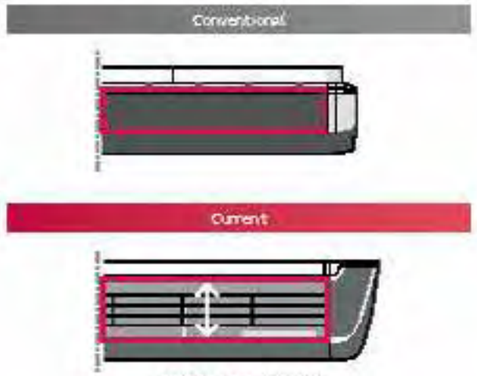

Optimized the Airflow Path

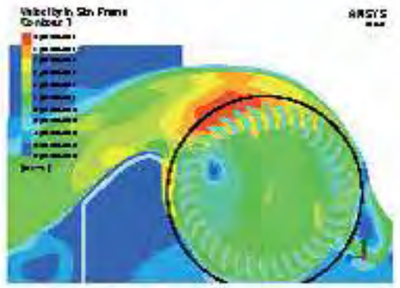

105% IMPROVED

One Touch & 2 Piece Filter

Easy in / out filter structure as well as a simplified two-piece filter, which slides out for easy cleaning and maintenance

Two Thermistors Control

Users can purchase a wired remote controller that includes a second thermistor, allowing for temperature checks from multiple locations.



Installation

Installation speed and ease is improved by reducing the total number of screws used and placing the screws on the easily accessible front panel.

H INVERTER (R32)

UV18FH / UV24FH / UV30FH

UUB1.U20 UUC1.U40

LG participates in the ECP programme for EUROVENT AC program.
Check ongoing validity of certification
: www.eurovent-certification.com

COMBINATION				18	24	30
Capacity	Cooling	Min. / Rated / Max.	kW	2.0 / 5.0 / 6.0	2.7 / 6.8 / 8.3	3.2 / 8.0 / 9.5
	Heating	Min. / Rated / Max.	kW	2.3 / 5.8 / 7.0	3.0 / 7.3 / 9.4	3.6 / 8.9 / 10.6
Power Input (Est)	Cooling	Min. / Rated / Max.	kW	0.30 / 1.28 / 1.73	0.40 / 1.60 / 2.30	0.50 / 2.33 / 3.13
	Heating	Min. / Rated / Max.	kW	0.30 / 1.56 / 2.13	0.40 / 1.82 / 2.62	0.50 / 2.29 / 3.27
Running Current	Cooling	Rated	A	7.2	8	10.4
	Heating	Rated	A	8	8.1	10.6
SEER / COP			kWh / kWh	5.90 / 3.71	5.77 / 4.11	5.41 / 3.72
SSER / SCOP			kWh / kWh	7.6 / 4.4	7.9 / 4.6	7.2 / 4.6
Pdesign	Cooling @ 35°C		kW	5	6.8	8
	Heating @ -10°C		kW	4.7	5.4	5.6
Seasonal Energy Label	Cooling / Heating			A++ / A+	A++ / A++	A++ / A++
Annual Energy Consumption	Cooling / Heating		kWh	230 / 1,368	301 / 1,644	389 / 1,644
Dehumidification Rate			l/h	1.9	2.0	2.8
ODU Sound Pressure Level	Cooling / Heating	Rated	dB(A)	47 / 52	48 / 52	50 / 52
ODU Sound Power Level	Cooling	Rated	dB(A)	60	65	68
Piping Connections	Liquid		mm (inch)	Ø6.35 (1/4)	Ø9.52 (3/8)	Ø9.52 (3/8)
	Gas		mm (inch)	Ø12.7 (1/2)	Ø15.88 (5/8)	Ø15.88 (5/8)
	Connections Method			Flared	Flared	Flared
Operation Range (Outdoor)	Cooling	Min. / Max.	°C	15 / 50	20 / 50	20 / 50
	Heating	Min. / Max.	°C	-20 / 18	-20 / 18	-20 / 18
INDOOR				**MNUB18FH.N10**	**MNUQ24FH.N20**	**MNUQ30FH.N20**
Power Supply			Ø / V / Hz	1 / 220 240 / 50	1 / 220 240 / 50	1 / 220 240 / 50
Power Input (IDU)		H / M / L	W	17 / 15 / 13	35 / 32 / 27	35 / 32 / 27
Air Flow Rate		H / M / L	m³/min	12.5 / 11 / 10	23 / 21 / 19	23 / 21 / 19
Dimensions	Body	W x H x D	mm	1,200 x 235 x 690	1,600 x 235 x 690	1,600 x 235 x 690
Weight	Body		kg	28.7	37.4	37.4
Sound Pressure Level	Cooling	H / M / L	dB (A)	41 / 39 / 39	42 / 42 / 40	42 / 42 / 40
Sound Power Level	Cooling	Max.	dB (A)	55	60	60
Piping Connections	Drain (Natural Drainage)	O.D / I.D	mm	Ø30.0 / 20.5	Ø30.0 / 20.5	Ø30.0 / 20.5
	Drain (Using Drain Pump)	O.D / I.D	mm	Ø32.0 / 26.0	Ø32.0 / 26.0	Ø32.0 / 26.0
OUTDOOR				**MUB1.U20**	**MUC1.U40**	
Power Supply			Ø / V / Hz	1 / 220 240 / 50	1 / 220 240 / 50	
Circuit Breaker		Min.	A	20	25	
Power Supply Cable (Included Earth)			No. x mm²	3 C x 2.5	3C x 2.5	
Dimensions	Net	W x H x D	mm	870 x 650 x 330	950 x 824 x 330	
Weight	Net		kg	44.5	57.7	
Compressor	Type			Twin Rotary	Twin Rotary	
Refrigerant	Type			R32	R32	
	GWP (Global Warming Potential)			675	675	
	Precharged Amount		kg	1.7	1.9	
	tCO_2eq			0.81	1.283	
	Additional Charge (After 7.5m)		g/m	20	40	
Fan	Air Flow Rate	Rated	m³/min x No.	50 x 1	58 x 1	
Total Piping Length		Min. / Max.	m	5 / 30	5 / 50	
Piping Elevation	IDU - ODU	Max.	m	20	20	

Note :
1. Due to our policy of innovation some specifications may be changed without notification.
2. Performances are based on the following conditions (ISO accordance with EN14511)
   Cooling : Indoor Ambient Temp 27°C DB / 19°C WB, Outdoor Ambient Temp 35°C DB / 24°C WB
   Heating : Indoor Ambient Temp 20°C DB / 15°C WB, Outdoor Ambient Temp 7°C DB / 6°C WB
   Interconnected Pipe (standard length and difference of Elevation / Outdoor - Indoor Unit) 5m.
3. Sound Level Values are measured at Noise Measuring chamber in accordance with standard. Therefore, these values depend on the ambient conditions and values are normally higher in actual operation.
4. This product contains fluorinated greenhouse gases (R32)

CEILING SUSPENDED

H INVERTER (R32)

UV36FH / UV42FH

UUD1 U30

UG participates in the SCP programme for EUROVENT AC program.
Check on going validity of certification
: www.eurovent-certification.com

COMBINATION				36	42
Capacity	Cooling	Min. / Rated / Max.	kW	3.8 / 9.5 / 12.8	4.8 / 12.1 / 14.5
	Heating	Min. / Rated / Max.	kW	4.3 / 10.8 / 13.7	5.4 / 13.5 / 16.2
Power Input (Sec)	Cooling	Min. / Rated / Max.	kW	0.5 / 2.50 / 3.73	0.7 / 3.64 / 4.91
	Heating	Min. / Rated / Max.	kW	0.5 / 2.54 / 3.56	0.8 / 3.75 / 4.88
Running Current	Cooling	Rated	A	11.1	16
	Heating	Rated	A	11.4	16.5
SER / ODP			kWh / kWh	3.80 / 4.25	3.32 / 3.60
SSER / SCOP			kWh / kWh	6.70 / 4.30	6.60 / 4.30
Pdesign	Cooling @ 35°C		kW	9.5	12.1
	Heating @ -10°C		kW	9.5	9.5
Seasonal Energy Label	Cooling / Heating			A++ / A+	/
Annual Energy Consumption	Cooling / Heating		kWh	496 / 3,093	1,100 / 3,093
Dehumidification Rate			l/h	2.6	5.52
ODU Sound Pressure Level	Cooling / Heating	Rated	dB(A)	50 / 50	51 / 52
ODU Sound Power Level	Cooling	Rated	dB(A)	60	60
Piping Connections	Liquid		mm (inch)	Ø9.52 (3/8)	Ø9.52 (3/8)
	Gas		mm (inch)	Ø15.88 (5/8)	Ø15.88 (5/8)
	Connections Method			Flared	Flared
Operation Range (Outdoor)	Cooling	Min. / Max.	°C	20 / 52	20 / 52
	Heating	Min. / Max.	°C	-25 / 18	-25 / 18
INDOOR				**UV36FH I020**	**UV42FH I020**
Power Supply			Ø / V / Hz	1 / 220 240 / 50	1 / 220 240 / 50
Power Input (IDU)		H / M / L	W	39 / 40 / 28	39 / 40 / 28
Air Flow Rate		H / M / L	m³/min	30 / 25 / 20	30 / 25 / 20
Dimensions	Body	W x H x D	mm	1,600 x 235 x 690	1,600 x 235 x 690
Weight	Body		kg	37.4	37.4
Sound Pressure Level	Cooling	H / M / L	dB (A)	42 / 44 / 46	42 / 44 / 46
Sound Power Level	Cooling	Max	dB (A)	62	62
Piping Connections	Drain (Internal Drainage)	OD / ID	mm	Ø25.0 / 20.5	Ø25.0 / 20.5
	Drain (Using Drain Pump)	OD / ID	mm	Ø32.0 / 26.0	Ø32.0 / 26.0
OUTDOOR				**UU01 U30**	
Power Supply			Ø / V / Hz	1 / 220 240 / 50	
Circuit Breaker		Min.	A	40	
Power Supply Cable (Included Earth)			No x mm²	3C x 6.0	
Dimensions	Net	W x H x D	mm	950 x 1,380 x 330	
Weight	Net		kg	85	
Compressor	Type			Inverter Scroll	
Refrigerant	Type			R32	
	GWP (Global Warming Potential)			675	
	Pre-charged Amount		kg	30	
	TCO2eq			20.25	
	Additional Charge (After 7.5m)		g/m	40	
Fan	Air Flow Rate	Rated	m³/min x No.	55 x 2	
Total Piping Length		Min. / Max.	m	5 / 85	
Piping Elevation	IDU - ODU	Max.	m	20	

Note :
1. Due to our policy of innovation some specifications may be changed without notification.
2. Performances are based on the following conditions (It is accordance with EN14511)
   Cooling : Indoor Ambient Temp 27°C DB / 19°C WB, Outdoor Ambient Temp 35°C DB / 24°C WB
   Heating : Indoor Ambient Temp 20°C DB / 15°C WB, Outdoor Ambient Temp 7°C DB / 6°C WB
   Interconnected Pipe is standard length and difference of Elevation (Outdoor - Indoor Unit) is 0m.
3. Sound Level Values are measured at Noise Measuring chamber accordance with standard. Therefore, these values depend on the ambient conditions and values are normally higher in actual operation.
4. This product contains fluorinated greenhouse gases (F-Gas)

CEILING SUSPENDED

H INVERTER (R32)

UV36FH / UV42FH

UUD3 U30

UG participates in the SCP programme for EUROVENT AC program.
Check on going validity of certification
: www.eurovent-certification.com

COMBINATION				36	42
Capacity	Cooling	Min. / Rated / Max.	kW	3.8 / 9.5 / 12.8	4.8 / 12.1 / 14.5
	Heating	Min. / Rated / Max.	kW	4.3 / 10.8 / 13.7	5.4 / 13.5 / 16.2
Power Input (Sec)	Cooling	Min. / Rated / Max.	kW	0.50 / 2.50 / 3.73	0.70 / 3.64 / 4.91
	Heating	Min. / Rated / Max.	kW	0.50 / 2.54 / 3.56	0.80 / 3.75 / 4.88
Running Current	Cooling	Rated	A	4.0	5.7
	Heating	Rated	A	4.1	5.9
SER / ODP			kWh / kWh	3.80 / 4.25	3.32 / 3.60
SSER / SCOP			kWh / kWh	6.7 / 4.3	6.6 / 4.3
Pdesign	Cooling @ 35°C		kW	9.5	12.1
	Heating @ -10°C		kW	9.5	9.5
Seasonal Energy Label	Cooling / Heating			A++ / A+	/
Annual Energy Consumption	Cooling / Heating		kWh	496 / 3,093	1,100 / 3,093
Dehumidification Rate			l/h	2.6	5.5
ODU Sound Pressure Level	Cooling / Heating	Rated	dB(A)	50 / 50	51 / 52
ODU Sound Power Level	Cooling	Rated	dB(A)	60	60
Piping Connections	Liquid		mm (inch)	Ø9.52 (3/8)	Ø9.52 (3/8)
	Gas		mm (inch)	Ø15.88 (5/8)	Ø15.88 (5/8)
	Connections Method			Flared	Flared
Operation Range (Outdoor)	Cooling	Min. / Max.	°C	20 / 52	20 / 52
	Heating	Min. / Max.	°C	-25 / 18	-25 / 18
INDOOR				**UV36FH I020**	**UV42FH I020**
Power Supply			Ø / V / Hz	1 / 220 240 / 50	1 / 220 240 / 50
Power Input (IDU)		H / M / L	W	39 / 40 / 28	39 / 40 / 28
Air Flow Rate		H / M / L	m³/min	30 / 25 / 20	30 / 25 / 20
Dimensions	Body	W x H x D	mm	1,600 x 235 x 690	1,600 x 235 x 690
Weight	Body		kg	37.4	37.4
Sound Pressure Level	Cooling	H / M / L	dB (A)	42 / 44 / 46	42 / 44 / 46
Sound Power Level	Cooling	Max	dB (A)	62	62
Piping Connections	Drain (Internal Drainage)	OD / ID	mm	Ø25.0 / 20.5	Ø25.0 / 20.5
	Drain (Using Drain Pump)	OD / ID	mm	Ø32.0 / 26.0	Ø32.0 / 26.0
OUTDOOR				**UV02 U30**	
Power Supply			Ø / V / Hz	3 / 380 415 / 50	
Circuit Breaker		Min.	A	20	
Power Supply Cable (Included Earth)			No x mm²	3C x 2.5	
Dimensions	Net	W x H x D	mm	900 x 1,380 x 330	
Weight	Net		kg	85	
Compressor	Type			Inverter Scroll	
Refrigerant	Type			R32	
	GWP (Global Warming Potential)			675	
	Pre-charged Amount		kg	30	
	TCO2eq			20.25	
	Additional Charge (After 7.5m)		g/m	40	
Fan	Air Flow Rate	Rated	m³/min x No.	55 x 2	
Total Piping Length		Min. / Max.	m	5 / 85	
Piping Elevation	IDU - ODU	Max.	m	20	

Note :
1. Due to our policy of innovation some specifications may be changed without notification.
2. Performances are based on the following conditions (It is accordance with EN14511)
   Cooling : Indoor Ambient Temp 27°C DB / 19°C WB, Outdoor Ambient Temp 35°C DB / 24°C WB
   Heating : Indoor Ambient Temp 20°C DB / 15°C WB, Outdoor Ambient Temp 7°C DB / 6°C WB
   Interconnected Pipe is standard length and difference of Elevation (Outdoor - Indoor Unit) is 0m.
3. Sound Level Values are measured at Noise Measuring chamber accordance with standard. Therefore, these values depend on the ambient conditions and values are normally higher in actual operation.
4. This product contains fluorinated greenhouse gases (F-Gas)

CEILING SUSPENDED

STANDARD INVERTER (R32)

UV18F / UV24F / UV30F

UUB1 U20 UUC1 U40

LG participates in the SCP programme for EUROVENT AC program.
Check ongoing validity of certification
: www.euronvent-certification.com

COMBINATION				18	24	30
Capacity	Cooling	Min / Rated / Max.	kW	2.0 / 5.0 / 5.8	2.7 / 6.7 / 8.0	3.1 / 7.7 / 8.8
	Heating	Min / Rated / Max.	kW	2.3 / 5.8 / 6.7	3.0 / 7.5 / 9.0	3.4 / 8.8 / 9.6
Power Input(Sol)	Cooling	Min / Rated / Max.	kW	0.30 / 1.33 / 1.86	0.40 / 1.85 / 2.65	0.50 / 2.15 / 3.05
	Heating	Min / Rated / Max.	kW	0.40 / 1.78 / 2.46	0.40 / 2.23 / 3.08	0.50 / 2.5 / 3.20
Running Current	Cooling	Rated	A	7.5	9.8	10.0
	Heating	Rated	A	8.3	9.8	11.1
SEER / ODP			kWh / kWh	3.75 / 3.29	3.27 / 3.41	3.42 / 3.44
SSER / SCOP			kWh / kWh	6.6 / 4.3	7.2 / 4.2	6.8 / 4.4
Pdesign	Cooling @ 35°C		kW	5	6.7	7.7
	Heating @ 10°C		kW	4.7	4.9	5.2
Seasonal Energy Label	Cooling / Heating			A++ / A+	A++ / A+	A++ / A+
Annual Energy Consumption	Cooling / Heating		kWh	745 / 1,286	928 / 1,633	996 / 1,716
Dehumidification Rate			l/h	1.8	2.7	3.0
ODU Sound Pressure Level	Cooling / Heating	Rated	dB(A)	47 / 52	48 / 52	50 / 52
ODU Sound Power Level	Cooling	Rated	dB(A)	62	63	65
Piping Connections	Liquid		mm (inch)	Ø6.35 (1/4)	Ø9.52 (3/8)	Ø9.52 (3/8)
	Gas		mm (inch)	Ø12.7 (1/2)	Ø15.88 (5/8)	Ø15.88 (5/8)
	Connections Method			Flared	Flared	Flared
Operation Range (Outdoor)	Cooling	Min. / Max.	°C	15 / 50	20 / 50	20 / 50
	Heating	Min. / Max.	°C	-20 / 18	-20 / 18	-20 / 18
INDOOR				**UV18F N10**	**UV24F N10**	**UV30F N10**
Power Supply			Ø / V / Hz	1 / 220~240 / 50	1 / 220~240 / 50	1 / 220~240 / 50
Power Input(IDU)		H / M / L	W	17 / 15 / 13	33 / 26 / 19	47 / 40 / 33
Air Flow Rate		H / M / L	m³/min	13 / 12 / 11	16 / 13 / 11	19 / 17.5 / 16
Dimensions	Body	W x H x D	mm	1,200 x 235 x 690	1,200 x 235 x 690	1,200 x 235 x 690
Weight	Body		kg	27.5	28	28
Sound Pressure Level	Cooling	H / M / L	dB (A)	42 / 40 / 39	46 / 43 / 42	46 / 44 / 42
Sound Power Level	Cooling	Max	dB (A)	55	61	62
Piping Connections	Drain (Natural Drainage)	O.D. / ID	mm	Ø25.0 / 20.5	Ø25.0 / 20.5	Ø25.0 / 20.5
	Drain (Using Drain Pump)	O.D. / ID	mm	Ø32.0 / 26.0	Ø32.0 / 26.0	Ø32.0 / 26.0
OUTDOOR				**UUB1 U20**	**UUC1 U40**	
Power Supply			Ø / V / Hz	1 / 220~240 / 50	1 / 220~240 / 50	
Circuit Breaker		Max.	A	20	25	
Power Supply Cable (Included Earth)			No.x mm²	3C x 2.5	3C x 2.5	
Dimensions	Net	W x H x D	mm	870 x 650 x 330	950 x 824 x 330	
Weight	Net		kg	44.5	51.7	
Compressor	Type			Twin Rotary	Twin Rotary	
Refrigerant	Type			R32	R32	
	GWP (Global Warming Potential)			675	675	
	Pre-charged Amount		kg	1.7	1.9	
	CO_2 Eq			0.81	1.283	
	Additional Charge (After 7.5m)		g/m	20	40	
Fan	Air Flow Rate	Rated	m³/min x No.	50 x 1	58 x 1	
Total Piping Length		Min. / Max.	m	5 / 30	5 / 50	
Piping Elevation	IDU - ODU	Max.	m	20	20	

Note :
1. Due to our policy of innovation some specifications may be changed without notification.
2. Performances are based on the following conditions (ISO in accordance with EN14511)
   Cooling : Indoor Ambient Temp 27°C DB / 19°C WB, Outdoor Ambient Temp 35°C DB / 24°C WB
   Heating : Indoor Ambient Temp 20°C DB / 15°C WB, Outdoor Ambient Temp 7°C DB / 6°C WB
   Interconnected Pipe is standard length and difference of Elevation (Outdoor - Indoor Unit) is 0m.
3. Sound Level Values are measured at Noise Measuring chamber in accordance with standard. Therefore, these values depend on the ambient conditions and values are normally higher in actual operation
4. This product contains fluorinated greenhouse gases (FGG)

CEILING SUSPENDED

STANDARD INVERTER (R32)

UV36F / UV42F / UV48F / UV60F

UUD1 U30

LG participates in the SCP programme for EUROVENT AC program.
Check ongoing validity of certification
: www.eurovent-certification.com

COMBINATION				36	42	48	60
Capacity	Cooling	Min / Rated / Max.	kW	3.8 / 9.5 / 12.5	4.8 / 12.1 / 14.2	5.4 / 13.4 / 15.7	5.8 / 14.4 / 15.6
	Heating	Min / Rated / Max.	kW	4.3 / 10.8 / 13.4	5.4 / 13.5 / 15.8	6.2 / 15.5 / 17.5	6.7 / 16.8 / 18.1
Power Input(Sol)	Cooling	Min / Rated / Max.	kW	0.30 / 2.63 / 4.05	0.60 / 3.50 / 3.07	0.90 / 4.20 / 3.65	1.10 / 5.55 / 5.91
	Heating	Min / Rated / Max.	kW	0.30 / 2.60 / 3.34	0.80 / 3.70 / 4.88	0.90 / 4.77 / 5.82	1.10 / 5.60 / 6.44
Running Current	Cooling	Rated	A	11.7	13.0	19.3	22.6
	Heating	Rated	A	11.4	16.5	20.6	24.6
SEER / ODP			kWh / kWh	3.59 / 4.15	3.70 / 3.90	2.98 / 3.25	2.70 / 3.00
SSER / SCOP			kWh / kWh	6.3 / 4.1	6.3 / 4.1	5.9 / 4.1	5.7 / 4.1
Pdesign	Cooling @ 35°C		kW	9.5	12.1	13.4	14.4
	Heating @ 10°C		kW	9.5	9.5	9.5	9.5
Seasonal Energy Label	Cooling / Heating			A++ / A+	/	/	/
Annual Energy Consumption	Cooling / Heating		kWh	928 / 3,244	1,152 / 3,244	1,262 / 3,244	1,519 / 3,244
Dehumidification Rate			l/h	3.6	5.3	6.3	7.1
ODU Sound Pressure Level	Cooling / Heating	Rated	dB(A)	50 / 50	51 / 51	52 / 53	54 / 54
ODU Sound Power Level	Cooling	Rated	dB(A)	65	65	69	71
Piping Connections	Liquid		mm (inch)	Ø9.52 (3/8)	Ø9.52 (3/8)	Ø9.52 (3/8)	Ø9.52 (3/8)
	Gas		mm (inch)	Ø15.88 (5/8)	Ø15.88 (5/8)	Ø15.88 (5/8)	Ø15.88 (5/8)
	Connections Method			Flared	Flared	Flared	Flared
Operation Range (Outdoor)	Cooling	Min. / Max.	°C	20 / 52	20 / 52	20 / 52	20 / 52
	Heating	Min. / Max.	°C	-25 / 18	-25 / 18	-25 / 18	-25 / 18
INDOOR				**UV36F N20**	**UV42F N20**	**UV48F N20**	**UV60F N20**
Power Supply			Ø / V / Hz	1 / 220~240 / 50	1 / 220~240 / 50	1 / 220~240 / 50	1 / 220~240 / 50
Power Input(IDU)		H / M / L	W	50 / 35 / 28	50 / 35 / 28	58 / 40 / 28	58 / 40 / 28
Air Flow Rate		H / M / L	m³/min	28 / 24 / 20	28 / 24 / 20	30 / 25 / 20	30 / 25 / 20
Dimensions	Body	W x H x D	mm	1,600 x 235 x 690	1,600 x 235 x 690	1,600 x 235 x 690	1,600 x 235 x 690
Weight	Body		kg	36.7	36.7	36.7	36.7
Sound Pressure Level	Cooling	H / M / L	dB (A)	46 / 42 / 40	46 / 42 / 40	47 / 44 / 40	47 / 44 / 40
Sound Power Level	Cooling	Max	dB (A)	62	62	63	63
Piping Connections	Drain (Natural Drainage)	O.D. / ID	mm	Ø25.0 / 20.5	Ø25.0 / 20.5	Ø25.0 / 20.5	Ø25.0 / 20.5
	Drain (Using Drain Pump)	O.D. / ID	mm	Ø32.0 / 26.0	Ø32.0 / 26.0	Ø32.0 / 26.0	Ø32.0 / 26.0
OUTDOOR				**UUD1 U30**			
Power Supply			Ø / V / Hz	1 / 220~240 / 50			
Circuit Breaker		Max.	A	40			
Power Supply Cable (Included Earth)			No.x mm²	3C x 6.0			
Dimensions	Net	W x H x D	mm	900 x 1,380 x 330			
Weight	Net		kg	83			
Compressor	Type			Inverter Scroll			
Refrigerant	Type			R32			
	GWP (Global Warming Potential)			675			
	Pre-charged Amount		kg	3.0			
	CO_2 Eq			2.025			
	Additional Charge (After 7.5m)		g/m	40			
Fan	Air Flow Rate	Rated	m³/min x No.	55 x 2			
Total Piping Length		Min. / Max.	m	5 / 85			
Piping Elevation	IDU - ODU	Max.	m	20			

Note :
1. Due to our policy of innovation some specifications may be changed without notification.
2. Performances are based on the following conditions (ISO in accordance with EN14511)
   Cooling : Indoor Ambient Temp 27°C DB / 19°C WB, Outdoor Ambient Temp 35°C DB / 24°C WB
   Heating : Indoor Ambient Temp 20°C DB / 15°C WB, Outdoor Ambient Temp 7°C DB / 6°C WB
   Interconnected Pipe is standard length and difference of Elevation (Outdoor - Indoor Unit) is 0m.
3. Sound Level Values are measured at Noise Measuring chamber in accordance with standard. Therefore, these values depend on the ambient conditions and values are normally higher in actual operation
4. This product contains fluorinated greenhouse gases (FGG)

CEILING SUSPENDED

STANDARD INVERTER (R32)

UV36F / UV42F / UV48F / UV60F

UUD3 U30

LG participates in the SCP programme for EUROVENT AC program.
Check on the validity of certification
: www.eurovent-certification.com

COMBINATION				36	42	48	60
Capacity	Cooling	Min. / Rated / Max.	kW	3.8 / 9.5 / 12.5	4.8 / 12.1 / 14.2	5.4 / 13.4 / 15.7	5.8 / 14.4 / 15.6
	Heating	Min. / Rated / Max.	kW	4.7 / 10.8 / 13.4	5.4 / 13.5 / 15.8	6.2 / 15.5 / 17.5	6.7 / 16.8 / 18.1
Power Input (Est)	Cooling	Min. / Rated / Max.	kW	0.90 / 2.60 / 4.00	0.80 / 3.90 / 3.07	0.90 / 4.30 / 3.55	1.10 / 5.55 / 5.85
	Heating	Min. / Rated / Max.	kW	0.50 / 2.60 / 3.54	0.80 / 3.73 / 4.88	0.90 / 4.77 / 5.82	1.10 / 5.60 / 6.44
Running Current	Cooling	Rated	A	4.2	5.1	7.0	9.2
	Heating	Rated	A	4.1	3.9	7.3	8.5
SEER / ODP			kWh / kWh	3.59 / 4.15	3.10 / 3.80	2.98 / 3.25	2.70 / 3.00
SSER / SCOP			kWh / kWh	6.3 / 4.1	6.7 / 4.1	5.9 / 4.1	5.7 / 4.1
Pdesign	Cooling @ 35°C		kW	9.5	12.1	13.4	14.4
	Heating @ -10°C		kW	9.5	9.5	9.5	9.5
Seasonal Energy Label	Cooling / Heating			A++ / A+	/	/	/
Annual Energy Consumption	Cooling / Heating		kWh	928 / 3244	1,152 / 3244	1,369 / 3244	1,516 / 3244
Dehumidification Rate			l/h	3.6	5.5	6.7	7.1
IDU Sound Pressure Level	Cooling / Heating	Rated	dB(A)	30 / 30	31 / 32	32 / 33	34 / 34
ODU Sound Power Level	Cooling	Rated	dB(A)	60	60	60	71
Piping Connections	Liquid		mm (inch)	Ø6.35(1/4)	Ø6.35(1/4)	Ø6.35(1/4)	Ø6.35(1/4)
	Gas		mm (inch)	Ø15.88(5/8)	Ø15.88 (5/8)	Ø15.88(5/8)	Ø15.88(5/8)
	Connections Method			Flared	Flared	Flared	Flared
Operation Range (Outdoor)	Cooling	Min. / Max.	°C	20 / 52	20 / 52	20 / 52	20 / 52
	Heating	Min. / Max.	°C	-15 / 18	-15 / 18	-15 / 18	-15 / 18
INDOOR				**UV36F N20**	**UV42F N20**	**UV48F N20**	**UV60F N20**
Power Supply			Ø / V / Hz	1 / 220-240 / 50	1 / 220-240 / 50	1 / 220-240 / 50	1 / 220-240 / 50
Power Input (IDU)		H / M / L	W	30 / 25 / 23	30 / 25 / 23	39 / 40 / 28	39 / 40 / 28
Air Flow Rate		H / M / L	m³/min	23 / 21 / 20	23 / 21 / 20	30 / 25 / 20	30 / 25 / 20
Dimensions	Body	W x H x D	mm	1,600 x 225 x 690	1,600 x 235 x 690	1,600 x 235 x 690	1,600 x 235 x 690
Weight	Body		kg	36.7	36.7	36.7	36.7
Sound Pressure Level	Cooling	H / M / L	dB (A)	46 / 42 / 40	46 / 42 / 40	47 / 44 / 40	47 / 44 / 40
Sound Power Level	Cooling	Max.	dB (A)	62	62	63	63
Piping Connections	Drain (Internal Drainage)	O.D. / I.D.	mm	Ø25.0 / 20.5	Ø25.0 / 20.5	Ø25.0 / 20.5	Ø25.0 / 20.5
	Drain (Using Drain Pump)	O.D. / I.D.	mm	Ø32.0 / 26.0	Ø32.0 / 26.0	Ø32.0 / 26.0	Ø32.0 / 26.0
OUTDOOR				**UU09 U20**			
Power Supply			Ø / V / Hz	3 / 380, 415 / 50			
Circuit Breaker		Min.	A	20			
Power Supply Cable (Included Earth)			No x mm²	3C x 2.5			
Dimensions	Net	W x H x D	mm	950 x 1,380 x 320			
Weight	Net		kg	85			
Compressor	Type			Inverter Scroll			
Refrigerant	Type			R32			
	GWP (Global Warming Potential)			675			
	Pre-charged Amount		kg	3.0			
	tCO2eq			2.025			
	Additional Charge (After 7.5m)		g/m	40			
Fan	Air Flow Rate	Rated	m³/min x No.	55 x 2			
Total Piping Length		Min. / Max.	m	5 / 85			
Piping Elevation	IDU - ODU	Max.	m	20			

Note :
1. Due to our policy of innovation some specifications may be changed without notification.
2. Performances are based on the following conditions (ISO accordance with EN14511)
   Cooling : Indoor Ambient Temp 27°C DB / 19°C WB, Outdoor Ambient Temp 35°C DB / 24°C WB
   Heating : Indoor Ambient Temp 20°C DB / 15°C WB, Outdoor Ambient Temp 7°C DB / 6°C WB
   Interconnected Pipe is standard length and difference of Elevation (Outdoor - Indoor Unit) is 0m.
3. Sound Level Values are measured at Noise Measuring chamber accordance with standard. Therefore, these values depend on the ambient conditions and values are normally higher in actual operation.
4. This product contains fluorinated greenhouse gases (F-Gas)

CEILING SUSPENDED

COMPACT INVERTER (R32)

UV18F / UV24F / UV30F / UV36F

UUA1 UL0 UUB1 U20 UUC1 U40

LG participates in the SCP programme for EUROVENT AC program.
Check on the validity of certification
: www.eurovent-certification.com

COMBINATION				18	24	30	36
Capacity	Cooling	Min. / Rated / Max.	kW	1.8 / 5.0 / 5.5	2.7 / 6.8 / 7.5	3.0 / 7.5 / 8.5	3.8 / 9.5 / 10.5
	Heating	Min. / Rated / Max.	kW	2.2 / 5.2 / 5.8	2.9 / 7.3 / 8.4	3.2 / 8.0 / 9.5	4.1 / 10.3 / 11.5
Power Input (Est)	Cooling	Min. / Rated / Max.	kW	0.28 / 1.62 / 1.87	0.40 / 2.06 / 2.47	0.50 / 2.42 / 2.90	0.70 / 3.25 / 3.67
	Heating	Min. / Rated / Max.	kW	0.30 / 1.44 / 1.89	0.40 / 2.23 / 2.90	0.50 / 2.48 / 3.22	0.80 / 2.78 / 3.45
Running Current	Cooling	Rated	A	7.2	9.0	10.6	14.6
	Heating	Rated	A	6.4	9.7	10.8	12.3
SEER / ODP			kWh / kWh	3.10 / 3.70	3.30 / 3.88	3.10 / 3.22	2.90 / 3.70
SSER / SCOP			kWh / kWh	4.6 / 4.6	4.6 / 4.2	4.6 / 4.3	4.1 / 4.2
Pdesign	Cooling @ 35°C		kW	5	6.8	7.5	9.5
	Heating @ -10°C		kW	5.6	6.5	6.4	9.5
Seasonal Energy Label	Cooling / Heating			A++ / A++	A++ / A+	A++ / A+	A++ / A+
Annual Energy Consumption	Cooling / Heating		kWh	765 / 1,433	1,351 / 1,433	1,398 / 1,433	1,543 / 1,833
Dehumidification Rate			l/h	1.7	2.4	2.8	3.6
IDU Sound Pressure Level	Cooling / Heating	Rated	dB(A)	49 / 52	48 / 52	50 / 54	54 / 56
ODU Sound Power Level	Cooling	Rated	dB(A)	65	65	67	70
Piping Connections	Liquid		mm (inch)	Ø6.35 (1/4)	Ø9.52(3/8)	Ø9.52(3/8)	Ø9.52 (3/8)
	Gas		mm (inch)	Ø12.7 (1/2)	Ø15.88(5/8)	Ø15.88(5/8)	Ø15.88 (5/8)
	Connections Method			Flared	Flared	Flared	Flared
Operation Range (Outdoor)	Cooling	Min. / Max.	°C	10 / 50	10 / 48	10 / 48	10 / 50
	Heating	Min. / Max.	°C	-10 / 18	-12 / 18	-12 / 18	-12 / 18
INDOOR				**UV18F N10**	**UV24F N10**	**UV30F N10**	**UV36F N10**
Power Supply			Ø / V / Hz	1 / 220-240 / 50	1 / 220-240 / 50	1 / 220-240 / 50	1 / 220-240 / 50
Power Input (IDU)		H / M / L	W	17 / 15 / 13	33 / 26 / 19	47 / 40 / 33	50 / 35 / 28
Air Flow Rate		H / M / L	m³/min	13 / 12 / 11	16 / 13 / 14	19 / 17.5 / 16	23 / 21 / 20
Dimensions	Body	W x H x D	mm	1,200 x 235 x 690	1,200 x 235 x 690	1,200 x 235 x 690	1,600 x 235 x 690
Weight	Body		kg	27.3	28	28	36.7
Sound Pressure Level	Cooling	H / M / L	dB (A)	42 / 40 / 39	46 / 45 / 42	46 / 44 / 42	46 / 42 / 40
Sound Power Level	Cooling	Max.	dB (A)	55	61	62	62
Piping Connections	Drain (Internal Drainage)	O.D. / I.D.	mm	Ø25.0 / 20.5	Ø25.0 / 20.5	Ø25.0 / 20.5	Ø25.0 / 20.5
	Drain (Using Drain Pump)	O.D. / I.D.	mm	Ø32.0 / 26.0	Ø32.0 / 26.0	Ø32.0 / 26.0	Ø32.0 / 26.0
OUTDOOR				**UU09 U10**	**UU12 U20**	**UU18 U40**	
Power Supply			Ø / V / Hz	1 / 220-240 / 50	1 / 220-240 / 50	1 / 220-240 / 50	
Circuit Breaker		Min.	A	15	20	25	
Power Supply Cable (Included Earth)			No x mm²	3C x 1.5	3C x 2.5	3C x 2.5	
Dimensions	Net	W x H x D	mm	770 x 540 x 288	870 x 630 x 330	950 x 834 x 330	
Weight	Net		kg	23.0	44.5	57.0	
Compressor	Type			Twin Rotary	Twin Rotary	Twin Rotary	
Refrigerant	Type			R32	R32	R32	
	GWP (Global Warming Potential)			675	675	675	
	Pre-charged Amount		kg	1.0	1.7	1.9	
	tCO2eq			0.675	0.81	1.283	
	Additional Charge (After 7.5m)		g/m	20	40	40	
Fan	Air Flow Rate	Rated	m³/min x No.	28 x 1	50 x 1	58 x 1	
Total Piping Length		Min. / Max.	m	5 / 20	5 / 35	5 / 50	
Piping Elevation	IDU - ODU	Max.	m	20	20	20	

Note :
1. Due to our policy of innovation some specifications may be changed without notification.
2. Performances are based on the following conditions (ISO accordance with EN14511)
   Cooling : Indoor Ambient Temp 27°C DB / 19°C WB, Outdoor Ambient Temp 35°C DB / 24°C WB
   Heating : Indoor Ambient Temp 20°C DB / 15°C WB, Outdoor Ambient Temp 7°C DB / 6°C WB
   Interconnected Pipe is standard length and difference of Elevation (Outdoor - Indoor Unit) is 0m.
3. Sound Level Values are measured at Noise Measuring chamber accordance with standard. Therefore, these values depend on the ambient conditions and values are normally higher in actual operation.
4. This product contains fluorinated greenhouse gases (F-Gas)

CONSOLE

Optimized Air Flow for Cooling & Heating

During cooling operation, the vane adjusts upwards to direct air flow toward the ceiling. During heating operation, the van directs the air flow toward the floor to balance out the room temperature. A wireless controller is included with the indoor console unit.

Cooling

Heating (Normal)

Heating (Floor Heating Mode)

Quick Floor Heating

Console air conditioners portray high speed and powerful performance. Using the floor heating mode, console air conditioners provide floor heating at a faster pace in order to reach desired temperature more quickly.



※ Test Condition : Target Temp 23°C, Indoor Room : 13°C , Outdoor Room : 7°C

5-Step Vane Control

There are 5 different stages to control air flow direction.

Easy Installation and Service

6 Different Ways to Install Piping

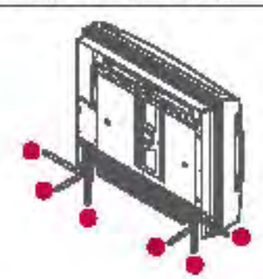

Easy Slide-type PCB

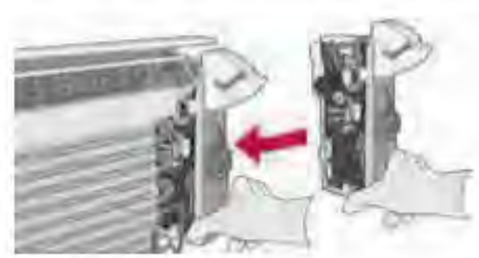

STANDARD INVERTER (R32)

UQ09F / UQ12F / UQ18F

UUA1 UL0 UUB1 U20

UG participates in the ECP programme for EUROVENT AC program.
Check ongoing validity of certification
: www.eurovent-certification.com

COMBINATION				9	12	18
Capacity	Cooling	Min. / Rated / Max.	kW	1.5 / 2.6 / 3.4	1.5 / 3.5 / 4.0	2.0 / 5.0 / 5.8
	Heating	Min. / Rated / Max.	kW	1.6 / 3.1 / 3.9	1.6 / 4.0 / 4.3	2.0 / 4.9 / 5.4
Power Input (Set)	Cooling	Min. / Rated / Max.	kW	0.30 / 0.65 / 0.91	0.30 / 1.00 / 1.46	0.40 / 1.75 / 2.45
	Heating	Min. / Rated / Max.	kW	0.30 / 0.74 / 1.08	0.30 / 1.05 / 1.58	0.30 / 1.36 / 2.11
Running Current	Cooling	Rated	A	2.9	4.4	8.3
	Heating	Rated	A	3.3	4.7	8.0
SEER / ESEER			kWh / kWh	4.00 / 4.20	3.50 / 3.80	2.85 / 3.14
SEER / SCOP			kWh / kWh	6.5 / 4.0	6.4 / 4.0	5.8 / 3.8
Pdesign	Cooling @ 35°C		kW	2.6	3.5	5
	Heating @ -10°C		kW	2.8	3	3.8
Seasonal Energy Label	Cooling / Heating			A++ / A+	A++ / A+	A++ / A
Annual Energy Consumption	Cooling / Heating		kWh	140 / 980	191 / 1,050	302 / 1,396
Dehumidification Rate			l/h	0.7	1.3	2.4
ODU Sound Pressure Level	Cooling / Heating	Rated	dB(A)	49 / 52	49 / 52	47 / 52
ODU Sound Power Level	Cooling	Rated	dB(A)	65	65	63
Piping Connections	Liquid		mm (inch)	Ø6.35 (1/4)	Ø6.35 (1/4)	Ø6.35 (1/4)
	Gas		mm (inch)	Ø9.52 (3/8)	Ø9.52 (3/8)	Ø12.7 (1/2)
	Connections Method			Flared	Flared	Flared
Operation Range (Outdoor)	Cooling	Min. / Max.	°C	15 / 50	15 / 50	15 / 50
	Heating	Min. / Max.	°C	-20 / 18	-20 / 18	-20 / 18
INDOOR				**UQ09F NA0**	**UQ12F NA0**	**UQ18F NA0**
Power Supply			Ø / V / Hz	1 / 220-240 / 50	1 / 220-240 / 50	1 / 220-240 / 50
Power Input (IDU)		H / M / L	W	37 / 30 / 25	37 / 30 / 25	44 / 39 / 35
Air Flow Rate		H / M / L	m³/min	8.5 / 6.7 / 5.0	8.5 / 6.7 / 5.0	10.1 / 8.6 / 7.2
Dimensions	Body	W x H x D	mm	700 x 600 x 210	700 x 600 x 210	700 x 600 x 210
Weight	Body		kg	16.3	16.3	16.3
Sound Pressure Level	Cooling	H / M / L	dB(A)	38 / 32 / 27	38 / 32 / 27	44 / 39 / 35
Sound Power Level	Cooling	Max.	dB(A)	59	59	60
Piping Connections	Drain	O.D. / I.D.	mm	Ø16.7 / 12.2	Ø16.7 / 12.2	Ø16.7 / 12.2
OUTDOOR				**UUA1 UL0**		**UUB1 U20**
Power Supply			Ø / V / Hz	1 / 220-240 / 50		1 / 220-240 / 50
Circuit Breaker		Min.	A	15		20
Power Supply Cable (Included Earth)			No. x mm²	3C x 1.5		3C x 2.5
Dimensions	Net	W x H x D	mm	770 x 545 x 288		800 x 650 x 330
Weight	Net		kg	33.3		44.5
Compressor	Type			Twin Rotary		Twin Rotary
Refrigerant	Type			R32		R32
	GWP (Global Warming Potential)			675		675
	Precharged Amount		kg	1.0		1.2
	t CO₂eq			0.675		0.81
	Additional Charge (After 7.5m)		g/m	20		20
Fan	Air Flow Rate	Rated	m³/min x No.	28 x 1		50 x 1
Total Piping Length		Min. / Max.	m	5 / 30		5 / 30
Piping Elevation	IDU - ODU	Max.	m	30		30

Note :
1. Due to our policy of innovation some specifications may be changed without notification.
2. Performances are based on the following conditions (It is accordance with EN14511)
   Cooling : Indoor Ambient Temp 27°C DB / 19°C WB, Outdoor Ambient Temp 35°C DB / 24°C WB
   Heating : Indoor Ambient Temp 20°C DB / 15°C WB, Outdoor Ambient Temp 7°C DB / 6°C WB
   Interconnected Pipe is standard length and difference of Elevation (Outdoor - Indoor Unit) is 0m.
3. Sound Level Values are measured at Noise Measuring chamber a coordance with standard. Therefore, these values depend on the ambient conditions and values are normally higher in actual operation.
4. This product contains fluorinated greenhouse gases. (R32)

FLOOR STANDING

Stylish Design

The new LG floor standing air conditioner which is Red Dot design award winner 2013, is ideal for modern interiors in your home or office.

red dot design award winner 2013

Quick Response

Offering powerful cooling, the commercial air conditioning system can reach a set temperature in a shorter period of time. Meanwhile, the Power Heating function provides the optimal airflow angle, guaranteeing a faster heating performance.

Cooling

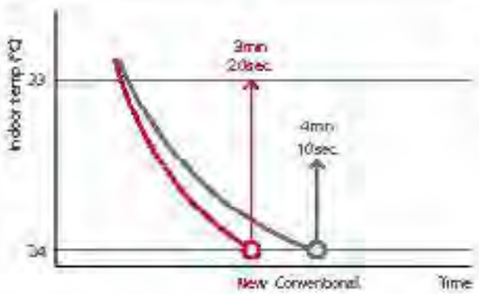

Heating

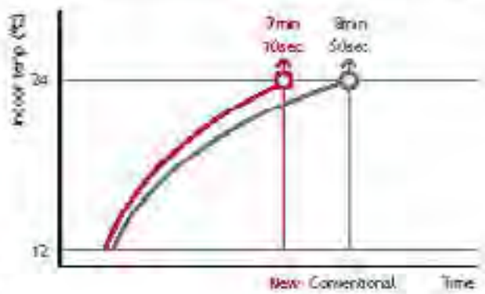

Powerful Air Flow

The new LG floor standing air conditioner is efficient for using in large areas due to its powerful cooling and heating operation. The powerful air speed and volume means the air flow can reach up to 20m away from the air conditioner.

STANDARD INVERTER (R410A)

UP48

UU48W U32 UU49W U32

LG participates in the SCP programme for EUROVENT AC program. Check ongoing validity of certification : www.eurovent-certification.com

INDOOR				UP48 U32
Capacity	Cooling	Min. / Nom. / Max.	kW	6.0 / 13.4 / 15.2
	Heating	Min. / Nom. / Max.	kW	6.0 / 15.5 / 17.1
Low Temperature Capacity	Heating -7°C	Max.	kW	16.0
Power Input (Set)	Cooling	Nom.	kW	4.2
	Heating	Nom.	kW	4.5
Power Input (Stand-by)		Nom.	W	20.0
Running Current	Cooling / Heating	Nom.	A	18.1 / 19.5
Power Supply			Ø / V / Hz	1 / 220 240 / 50
SER				3.21
ESP				1.41
SEER				5.05
SCOP				3.51
Pdesign (@ -10°C)			kW	11.5
Seasonal Energy Label	Cooling / Heating			
Annual Energy Consumption	Cooling / Heating		kWh	
Piping Connection	Liquid		mm (inch)	Ø9.52 (3/8)
	Gas		mm (inch)	Ø15.88 (5/8)
	Drain	O.D / I.D	mm	32 / 25
Air Flow Rate		High / Medium / Low	m³/min	31 / 27 / 23
Sound Pressure	Cooling	High / Medium / Low	dB(A)	52 / 49 / 45
Sound Power	Cooling	Max.	dB(A)	65
Dehumidification Rate			l/h	5.0
Dimensions	Body	W x H x D	mm	950 x 1,840 x 480
Net Weight	Body		kg	50.0
OUTDOOR				**UU48W U32** / **UU49W U32**
Compressor	Type			Twin Rotary / Twin Rotary
Air Flow Rate		Nom.	m³/min	110 / 110
Sound Pressure	Cooling	Nom.	dB(A)	52 / 52
	Heating	Nom.	dB(A)	54 / 54
Sound Power	Cooling	Max.	dB(A)	72 / 68
Dimensions	W x H x D		mm	950 x 1,350 x 330 / 950 x 1,350 x 330
Net Weight			kg	92.0 / 90.0
Refrigerant	Type			R410A / R410A
	Charge		g	3,400 / 3,400
	Additional Charge		g/m	40 / 40
	GWP			2088.5 / 2088.5
	TCO2eq			7.1 / 7.1
Operation Range (Outdoor)	Cooling	Min. / Max.	°C DB	15 / 48 / 15 / 48
	Heating	Min. / Max.	°C WB	-18 / 19 / -18 / 19
Power Supply			Ø / V / Hz	1 / 220 240 / 50 / 3 / 380 415 / 50
Power Supply Cable			No. x mm²	3C x 5.0 / 5C x 5.0
Transmission Cable			No. x mm²	4C x 0.75 / 4C x 0.75
Circuit Breaker			A	40 / 20
Piping Length Total		Min. / Max.	m	5 / 75 / 5 / 75
Piping Elevation Difference	IDU - ODU	Max.	m	30 / 30
Piping Connection	Liquid		mm (inch)	Ø9.52 (3/8) / Ø9.52 (3/8)
	Gas		mm (inch)	Ø15.88 (5/8) / Ø15.88 (5/8)

Note :
1. Due colour policy of innovation some specifications may be changed without notification.
2. Performances are based on the following conditions (in accordance with ISO14511)
   Cooling : Indoor Ambient Temp 27°C DB / 19°C WB, Outdoor Ambient Temp 35°C DB / 24°C WB
   Heating : Indoor Ambient Temp 20°C DB / 15°C WB, Outdoor Ambient Temp 7°C DB / 6°C WB
   International Pipe (standard length and difference of Elevation / Outdoor - Indoor Unit) 5m.
3. Sound level values are measured at Noise Measuring chamber in compliance with standard. Therefore, these values depend on the ambient conditions and values are normally higher in actual operation.
4. This product complies functional requirements of goods (RE300).

Saving Operation Cost

High Energy Efficiency

The advanced technologies of LG achieve lower energy consumption, especially in cooling as can be seen from the SEER class given according to ErP Regulations.

Server room need to be operated continuously.
That's why server room owners want to use high energy efficient air conditioning.
LG solution saves annual operation cost for server room due to high SEER.

Competitor

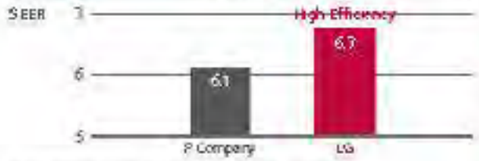

※ P Company 7.1kW Solution / Outdoor unit : 7.1kW
Indoor unit : 7.1kW Wall mounted unit.
※ Performances are based on the following conditions :
- Cooling : Indoor Temp. 27°C DB / 19°C WB, Outdoor Temp. 35°C DB / 24°C WB
- Heating : Indoor Temp. 20°C DB / 15°C WB, Outdoor Temp. 7°C DB / 6°C WB
- Interconnected Pipe is standard length and difference of Elevation (Outdoor - Indoor Unit) is 0m.

LG Server Room Solution

SEER class (ErP regulation)

	2.5kW	2.8kW	5.0kW	6.8kW	8.0kW	9.5kW
SEER	7.0(A+++)	6.6(A+++)	6.8(A+++)	6.7(A+++)	7.0(A+++)	6.1(A+++)
SCOP					4.3(A+)	3.85(A+)

SEER class (ErP regulation)

A+++	SEER≥8.5	B	4.6 ≤SEER < 5.1
A++	6.1≤SEER < 8.5	C	4.1≤ SEER < 4.6
A+	5.6 ≤SEER < 6.1	D	3.6 ≤SEER < 4.1
A	5.1≤SEER < 5.6		

Easy Installation

Simplified connection

For small server rooms, LG solution has simple system with only one remote controller. It doesn't need additional control accessories.

Conventional

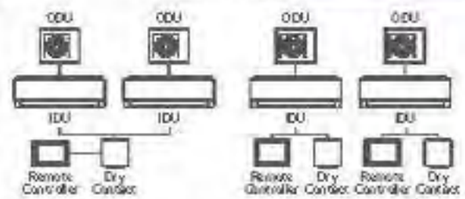

- Higher product cost
  Conventional system needs dry contact and 3rd party control individual remote controller(s).
- Higher installation cost
  Need less labor and time for design, installation, cabling and test.
- Design & Installation difficulties
  It is difficult to make if you need to control more indoor units.

LG Server Room Solution

- Lower product cost
  Only LG remote controller needed for max.4 ODUs and IDUs.
- Lower installation cost
  Need less labor and time for design, installation, cabling and test.
- Easy Design & Installation
  It provides easy design and installation because it has simple system with LG controller even in case of more number of ODUs and IDUs(Max.4).

※ MU3RPC, MU12PC, MU18PC, MU24PC combinations are only available.

Detachable Bottom Cover

The bottom cover is detachable when needed, making installation easier. Disassembly or additional support of the unit is unnecessary. Installation can be completed by one individual with LG's patented support tool.

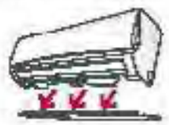

Installation Support Clip

A support clip creates adequate space between the wall and the unit for easier installation.

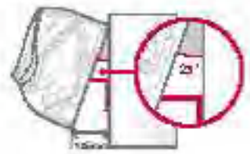

※ This contents of page will be updated later. (Saving operation cost. / Easy installation)

Stable & Reliable Operation

Duty Rotation

Operates more than 2 sets of indoor units alternatively at every set time of operation interval. Rotation interval can be set from 1h to 999h freely.

Without Duty Rotation

Air Conditioners' Overworking
- Reducing air conditioner's life time
- Reducing compressor's life expectancy
- The service cost may increase due to air conditioner's overworking

Duty Rotation

Stable & Safe Operation
- Stable operation due to indoor units take turns
- Less breakdown and keeping server room operation
- Increase air conditioner's life expectancy
- Rotation interval can be set from 1h to 999h freely.

Operation Scenario

When the number of the indoor units : 2
If the interval time is set 24h(default),
❶ While IDU #1 operates during interval time, IDU #2 is on standby.
❷ IDU #2 operates next 24 hours, and IDU #1 is on standby.

Failure Back-up

If systems in operation have error and stop, the standby unit starts operation automatically.

Without Failure Back-up

Server can be Shut Down
- Server room overheated and server can be shut down.
- Probability of increased service cost
- Need manual monitoring and operation for failure

Failure Back-up

Stable & Safe Operation
- Stable operation because the operation error can be covered by failure back up operation
- Continue server operations and decrease risk.
- Protect server from overheating
- Less manual work.

Operation Scenario

When the number of the indoor units : 2
❶ When duty rotation is enabled, IDU #1 is in operation and IDU #2 is on standby.
❷ If an error occurs on IDU #1, standby unit starts operation.
❸ After the error is cleared, IDU #2 goes back to standby.

Capacity Back-up

When the difference between the cooling set temperature and the current room temperature is higher than the set temperature difference of capacity back up, the standby unit operates. When the temperature difference reaches to the set temperature difference, it goes back to the normal duty rotation.

Without Capacity Backup

Server can be Overheated
- Sometimes server room can be overheated because of server overload
- Server can be shut down when they overheat continuously
- Air conditioners overload
- Need manual controls for additional cooling

Capacity Backup

Stable & Safe Operation
- Stable operation due to the over capacity by back up operation
- Prevent air conditioners from overload
- Protect server from overheating
- No need for manual controls as they protect from overheating automatically

Operation Scenario

When the number of the indoor units : 2
The set temperature difference is A, and the difference between the cooling set temperature and the current room temperature is B,
❶ When duty rotation is enabled, IDU #1 is in operation and IDU #2 is on standby.
❷ If B is higher than A, the standby unit starts operation
❸ When B goes down and remains below A for some time, The backup unit stops and goes back to standby mode.

If cooling set temperature is 22℃ and the set temperature difference is 4℃.

When current temperature goes above 26℃, the standby unit starts operation.

If current temperature drops and remains below 26℃ for some time, the backup unit stops.

※ Duty rotation, capacity back up, failure back up function will be available from 2021.20. Applied models : MU09PC, MU12PC, MU18PC, MU24PC only.

Wide Operational Range

In case of the server room, continuous cooling is required all year round, and outdoor unit must be stable in the outdoor harsh cold temperature. LG Single split has wide operation range in cooling down continuously from -15℃ and up to 48℃.

6.8kW Model

2.5 / 3.4 / 5.0kW Model



9.0kW / 9.5kW Model

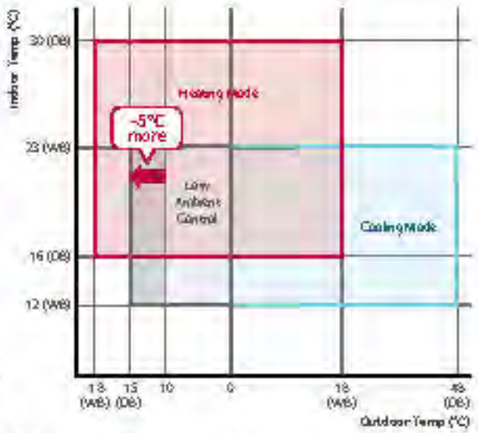

* Warming up operation and operative means that the outdoor unit operates to reach the range of continuous operation, however, it may not operate continuously due to safety or protection logic.

WALL MOUNTED

STANDARD INVERTER (R32)

MJ09PC / MJ12PC

UUA1 UL0

LG participates in the ECP programme for EUROVENT AC program.
Check ongoing validity of certification
: www.eurovent-certification.com

COMBINATION				9	12
Capacity	Cooling	Min. / Rated / Max.	kW	1.50 / 2.50 / 3.20	1.50 / 3.50 / 4.00
	Heating	Min. / Rated / Max.	kW	1.80 / 3.20 / 3.70	1.80 / 4.00 / 4.40
Power Input	Cooling	Min. / Rated / Max.	kW	0.30 / 0.58 / 0.84	0.33 / 0.97 / 1.48
	Heating	Min. / Rated / Max.	kW	0.30 / 0.71 / 0.85	0.33 / 1.00 / 1.48
Running Current	Cooling	Rated	A	2.60	4.40
	Heating	Rated	A	3.20	4.50
SEER / ηs			kWh / kWh	4.30 / 4.50	3.60 / 4.00
SCOP / ηs			kWh / kWh	7.00 / 4.00	6.60 / 4.00
P Design	Cooling @ 35°C		kW	2.5	3.5
	Heating @ 10°C		kW	2.8	2.8
Seasonal Energy Label		Cooling / Heating		A++ / A+	A++ / A+
Annual Energy Consumption		Cooling / Heating	kWh	125 / 980	186 / 980
Dehumidification Rate			l/h	1.90	1.90
ODU Sound Pressure Level	Cooling	Rated	dB(A)	49	49
	Heating	Rated	dB(A)	52	52
ODU Sound Power Level	Cooling	Rated	dB(A)	65	65
	Heating	Rated	dB(A)		
Piping Connections	Liquid	Outer Dia.	mm (inch)	Ø 6.35 (1/4)	Ø 6.35 (1/4)
	Gas	Outer Dia.	mm (inch)	Ø 9.52 (3/8)	Ø 9.52 (3/8)
	Connections Method			Flare	Flare
Operation Range (Outdoor)	Cooling	Min. / Max.	°C	15 / 50	15 / 50
	Heating	Min. / Max.	°C	-20 / 18	-20 / 18
INDOOR				**MJ09PC NSJ**	**MJ12PC NSJ**
Power Supply			Ø / V / Hz	1 / 220 240 / 50	1 / 220 240 / 50
Power Input	Min. / Nom. / Max.		W	11 / 18 / 30	11 / 19 / 30
Air Flow Rate		H / M / L	m³/min	7.6 / 6.2 / 4.8	8.0 / 6.6 / 5.5
Dimensions	Body	W x H x D	mm	818 x 316 x 189	818 x 316 x 189
Weight	Body		kg (lbs)	8.2 (18.1)	8.2 (18.1)
	Shipping		kg (lbs)	10.2 (22.5)	10.2 (22.5)
Sound Pressure Level	Cooling	H / M / L	dB(A)	36 / 32 / 27	38 / 34 / 29
Sound Power Level	Cooling	Max.	dB(A)	56	56
Piping Connections	Drain	O.D. / I.D.	mm	Ø 21.5 / 16.0	Ø 21.5 / 16.0
OUTDOOR				**UUA1 UL0**	
Power Supply			Ø / V / Hz	1 / 220 240 / 50	
Circuit Breaker		Min.	A	15	
Power Supply Cable (Included Earth)			No. x mm²	3C x 1.5	
Dimensions	Net	W x H x D	mm	770 x 545 x 288	
Weight	Net		kg	33.3	
Compressor	Type			Twin Rotary	
Refrigerant	Type			R32	
	GWP (Global Warming Potential)			675	
	Precharged Amount		kg	1.0	
	t CO2eq.			0.675	
	Control			EEV	
	Additional Charging Volume		g/m	20	
	Air Flow Rate	Rated	m³/min x No.	28 x 1	
Total Piping Length		Min. / Max.	m	5.0 / 30.0	
Piping Elevation	IDU-ODU	Max.	m	30	

STANDARD INVERTER (R32)

MJ18PC / MJ24PC

UUB1 U20 UUC1 U40

LG participates in the ECP programme for EUROVENT AC program.
Check ongoing validity of certification
: www.eurovent-certification.com

COMBINATION				18	24
Capacity	Cooling	Min. / Rated / Max.	kW	2.00 / 5.00 / 7.00	2.70 / 6.80 / 7.70
	Heating	Min. / Rated / Max.	kW	2.30 / 5.80 / 6.10	3.00 / 6.90 / 7.24
Power Input	Cooling	Min. / Rated / Max.	kW	0.30 / 1.39 / 2.63	0.40 / 2.00 / 2.57
	Heating	Min. / Rated / Max.	kW	0.30 / 1.71 / 1.96	0.40 / 2.33 / 2.50
Running Current	Cooling	Rated	A	6.30	9.10
	Heating	Rated	A	7.70	10.60
SEER / ηs			kWh / kWh	3.61 / 3.40	3.40 / 3.00
SCOP / ηs			kWh / kWh	6.80 / 4.00	6.70 / 3.90
P Design	Cooling @ 35°C		kW	5.0	6.8
	Heating @ 10°C		kW	4.1	5.0
Seasonal Energy Label		Cooling / Heating		A++ / A+	A++ / A
Annual Energy Consumption		Cooling / Heating	kWh	237 / 1,263	353 / 1,795
Dehumidification Rate			l/h	3.35	3.50
ODU Sound Pressure Level	Cooling	Rated	dB(A)	47	48
	Heating	Rated	dB(A)	52	52
ODU Sound Power Level	Cooling	Rated	dB(A)	63	65
	Heating	Rated	dB(A)		
Piping Connections	Liquid	Outer Dia.	mm (inch)	Ø 6.35 (1/4)	Ø 9.52 (3/8)
	Gas	Outer Dia.	mm (inch)	Ø 12.7 (1/2)	Ø 15.88 (5/8)
	Connections Method			Flare	Flare
Operation Range (Outdoor)	Cooling	Min. / Max.	°C	15 / 50	20 / 50
	Heating	Min. / Max.	°C	-20 / 18	-20 / 18
INDOOR				**MJ18PC NSK**	**MJ24PC NSK**
Power Supply			Ø / V / Hz	1 / 220 240 / 50	1 / 220 240 / 50
Power Input	Min. / Nom. / Max.		W	26 / 39 / 60	27 / 45 / 60
Air Flow Rate		H / M / L	m³/min	15.8 / 12.4 / 10.0	16.3 / 12.8 / 10.4
Dimensions	Body	W x H x D	mm	975 x 354 x 209	975 x 354 x 209
Weight	Body		kg (lbs)	10.9 (24.0)	11.5 (25.4)
	Shipping		kg (lbs)	13.9 (30.6)	14.5 (32.0)
Sound Pressure Level	Cooling	H / M / L	dB(A)	44 / 38 / 34	46 / 41 / 36
Sound Power Level	Cooling	Max.	dB(A)	59	65
Piping Connections	Drain	O.D. / I.D.	mm	Ø 21.5 / 16.0	Ø 21.5 / 16.0
OUTDOOR				**UUB1 U20**	**UUC1 U40**
Power Supply			Ø / V / Hz	1 / 220 240 / 50	1 / 220 240 / 50
Circuit Breaker		Min.	A	20	25
Power Supply Cable (Included Earth)			No. x mm²	3C x 2.5	3C x 2.5
Dimensions	Net	W x H x D	mm	870 x 650 x 330	950 x 834 x 330
Weight	Net		kg	44.5	57.7
Compressor	Type			Twin Rotary	Twin Rotary
Refrigerant	Type			R32	R32
	GWP (Global Warming Potential)			675	675
	Precharged Amount		kg	1.2	1.9
	t CO2eq.			0.810	1.283
	Control			EEV	EEV
	Additional Charging Volume		g/m	20	40
	Air Flow Rate	Rated	m³/min x No.	50 x 1	58 x 1
Total Piping Length		Min. / Max.	m	5.0 / 35.0	5.0 / 50.0
Piping Elevation	IDU-ODU	Max.	m	30	30

WALL MOUNTED

STANDARD INVERTER (R32)

US30F / US36F

UUC1 U40 UUD1 U30 UUD3 U30

UG participates in the ECP programme for EUROVENT AC program.
Check on going validity of certification
: www.eurovent-certification.com

COMBINATION				30	36	36
Capacity	Cooling	Min. / Rated / Max.	kW	3.2 / 8.0 / 9.0	3.8 / 9.5 / 12.5	3.8 / 9.5 / 12.5
	Heating	Min. / Rated / Max.	kW	3.6 / 9.0 / 10.0	4.3 / 10.8 / 13.4	4.3 / 10.8 / 13.4
Power Input(Set)	Cooling	Min. / Rated / Max.	kW	0.50 / 2.28 / 2.17	0.30 / 2.57 / 2.91	0.30 / 2.57 / 3.91
	Heating	Min. / Rated / Max.	kW	0.50 / 2.5 / 2.30	0.30 / 2.77 / 3.77	0.50 / 2.77 / 3.77
Running Current	Cooling	Rated	A	10.1	11.4	4.1
	Heating	Rated	A	11.1	12.2	4.4
SEER / SCOP			kWh / kWh	2.51 / 2.60	2.70 / 2.90	2.70 / 2.90
SEER / SCOP			kWh / kWh	7.0 / 4.3	6.10 / 3.85	6.10 / 3.85
Heaign	Cooling @ 35°C		kW	8	9.5	9.5
	Heating @ 10°C		kW	5.4	8.7	8.7
Seasonal Energy Label	Cooling / Heating			A++ / A+	A++ / A	A++ / A
Annual Energy Consumption	Cooling / Heating		kWh	400 / 1,738	545 / 3,164	545 / 3,164
Dehumidification Rate			l/h	2.9	3.8	3.8
ODU Sound Pressure Level	Cooling / Heating	Rated	dB(A)	50 / 52	50 / 50	50 / 50
ODU Sound Power Level	Cooling	Rated	dB(A)	68	66	66
Piping Connections	Liquid		mm (inch)	Ø6.35 (1/4")	Ø6.35 (1/4")	Ø6.35 (1/4")
	Gas		mm (inch)	Ø15.88 (5/8")	Ø15.88 (5/8")	Ø15.88 (5/8")
	Connections Method			Flared	Flared	Flared
Operation Range (Outdoor)	Cooling	Min. / Max.	°C	20 ~ 50	20 ~ 52	20 ~ 52
	Heating	Min. / Max.	°C	20 ~ 18	25 ~ 18	25 ~ 18
INDOOR				**US30F NB0**	**US36F NB0**	**US36F NB0**
Power Supply			Ø / V / Hz	1 / 220 ~ 240 / 50	1 / 220 ~ 240 / 50	1 / 220 ~ 240 / 50
Power Input(IDU)		H / M / L	W	47 / 42 / 36	65 / 47 / 42	65 / 47 / 42
Air Flow Rate		H / M / L	m3/min	21 / 17 / 13	25 / 21 / 17	25 / 21 / 17
Dimensions	Body	W x H x D	mm	1,000 x 290 x 265	1,000 x 290 x 265	1,000 x 290 x 265
Weight	Body		kg	18.3	18.3	18.3
Sound Pressure Level	Cooling	H / M / L	dB(A)	46.0 / 42.0 / 39.0	51.0 / 46.0 / 42.0	51.0 / 46.0 / 42.0
Sound Power Level	Cooling	Max	dB(A)	62	65	65
Piping Connections	Drain	O.D. / I.D.	mm	Ø21.5 / 16.0	Ø21.5 / 16.0	Ø21.5 / 16.0
OUTDOOR				**UUC1 U40**	**UUD1 U30**	**UUD3 U30**
Power Supply			Ø / V / Hz	1 / 220 ~ 240 / 50	1 / 220 ~ 240 / 50	3 / 380 ~ 415 / 50
Circuit Breaker		Min.	A	25	40	20
Power Supply Cable (Included Earth)			No x mm²	3C x 2.5	3C x 6.0	5C x 2.5
Dimensions	Net	W x H x D	mm	950 x 824 x 330	950 x 1,290 x 320	950 x 1,290 x 320
Weight	Net		kg	57.7	85	85
Compressor	type			rotary	inverter scroll	inverter scroll
Refrigerant	Type			R32	R32	R32
	GWP (Global Warming Potential)			675	675	675
	Precharged Amount		kg	1.9	3.0	3.0
	t CO2eq			1.283	2.025	2.025
	Additional Charge (After 7.5m)		g/m	40	40	40
Fan	Air Flow Rate	Rated	m³/min x No.	32 x 1	55 x 2	55 x 2
Total Piping Length		Min. / Max.	m	5 / 50	5 / 85	5 / 85
Piping Elevation	IDU ~ ODU	Max.	m	30	30	30

Note :
1. Due to our policy of innovation some specifications may be changed without notification.
2. Performances are based on the following conditions (EN in accordance with EN14511)
   Cooling : Indoor Ambient Temp 27°C DB / 19°C WB, Outdoor Ambient Temp 35°C DB / 24°C WB
   Heating : Indoor Ambient Temp 20°C DB / 15°C WB, Outdoor Ambient Temp 7°C DB / 6°C WB
   Interconnected Pipe is standard length and difference of Elevation (Outdoor ~ Indoor Unit) is 0m.
3. Sound Level Values are measured at Noise Measuring chamber in accordance with standard. Therefore, these values depend on the ambient conditions and values are normally higher in actual operation.
4. This product contains fluorinated greenhouse gases (R32)

WALL MOUNTED

COMPACT INVERTER (R32)

US30F / US36F

UUB1 U20 UUC1 U40

UG participates in the ECP programme for EUROVENT AC program.
Check on going validity of certification
: www.eurovent-certification.com

COMBINATION				30	36
Capacity	Cooling	Min. / Rated / Max.	kW	3.0 / 7.5 / 8.3	3.8 / 9.5 / 10.6
	Heating	Min. / Rated / Max.	kW	3.1 / 7.7 / 8.5	4.3 / 10.8 / 11.5
Power Input(Set)	Cooling	Min. / Rated / Max.	kW	0.50 / 2.21 / 2.77	0.60 / 3.06 / 3.67
	Heating	Min. / Rated / Max.	kW	0.40 / 2.14 / 2.73	0.60 / 3.0 / 3.72
Running Current	Cooling	Rated	A	10.1	13.6
	Heating	Rated	A	9.3	13.2
SEER / SCOP			kWh / kWh	2.25 / 2.60	2.10 / 2.90
SEER / SCOP			kWh / kWh	6.8 / 4.1	6.4 / 4.1
Heaign	Cooling @ 35°C		kW	7.5	9.5
	Heating @ 10°C		kW	4.3	5.6
Seasonal Energy Label	Cooling / Heating			A++ / A+	A++ / A+
Annual Energy Consumption	Cooling / Heating		kWh	386 / 1,468	520 / 1,980
Dehumidification Rate			l/h	3.0	3.3
ODU Sound Pressure Level	Cooling / Heating	Rated	dB(A)	50 / 54	54 / 56
ODU Sound Power Level	Cooling	Rated	dB(A)	67	70
Piping Connections	Liquid		mm (inch)	Ø6.35 (1/4")	Ø6.35 (1/4")
	Gas		mm (inch)	Ø15.88 (5/8")	Ø15.88 (5/8")
	Connections Method			Flared	Flared
Operation Range (Outdoor)	Cooling	Min. / Max.	°C	10 ~ 48	30 ~ 50
	Heating	Min. / Max.	°C	15 ~ 18	15 ~ 18
INDOOR				**US30F NB0**	**US36F NB0**
Power Supply			Ø / V / Hz	1 / 220 ~ 240 / 50	1 / 220 ~ 240 / 50
Power Input(IDU)		H / M / L	W	47 / 42 / 36	65 / 47 / 42
Air Flow Rate		H / M / L	m3/min	21 / 17 / 13	25 / 21 / 17
Dimensions	Body	W x H x D	mm	1,000 x 290 x 265	1,000 x 290 x 265
Weight	Body		kg	18.3	18.3
Sound Pressure Level	Cooling	H / M / L	dB(A)	46.0 / 42.0 / 39.0	51.0 / 46.0 / 42.0
Sound Power Level	Cooling	Max	dB(A)	62	65
Piping Connections	Drain	O.D. / I.D.	mm	Ø21.5 / 16.0	Ø21.5 / 16.0
OUTDOOR				**UUB1 U20**	**UUC1 U40**
Power Supply			Ø / V / Hz	1 / 220 ~ 240 / 50	1 / 220 ~ 240 / 50
Circuit Breaker		Min.	A	20	25
Power Supply Cable (Included Earth)			No x mm²	3C x 2.5	3C x 2.5
Dimensions	Net	W x H x D	mm	870 x 630 x 330	950 x 824 x 330
Weight	Net		kg	44.5	57.7
Compressor	type			rotary	rotary
Refrigerant	Type			R32	R32
	GWP (Global Warming Potential)			675	675
	Precharged Amount		kg	1.2	1.9
	t CO2eq			0.81	1.283
	Additional Charge (After 7.5m)		g/m	40	40
Fan	Air Flow Rate	Rated	m³/min x No.	30 x 1	35 x 1
Total Piping Length		Min. / Max.	m	5 / 35	5 / 30
Piping Elevation	IDU ~ ODU	Max.	m	30	30

Note :
1. Due to our policy of innovation some specifications may be changed without notification.
2. Performances are based on the following conditions (EN in accordance with EN14511)
   Cooling : Indoor Ambient Temp 27°C DB / 19°C WB, Outdoor Ambient Temp 35°C DB / 24°C WB
   Heating : Indoor Ambient Temp 20°C DB / 15°C WB, Outdoor Ambient Temp 7°C DB / 6°C WB
   Interconnected Pipe is standard length and difference of Elevation (Outdoor ~ Indoor Unit) is 0m.
3. Sound Level Values are measured at Noise Measuring chamber in accordance with standard. Therefore, these values depend on the ambient conditions and values are normally higher in actual operation.
4. This product contains fluorinated greenhouse gases (R32)

AHU SOLUTION

AHU COMBINATION

Air Handling Applications

Economically feasible solution for pair application with air handling units.

Return/Room Air Temperature Control

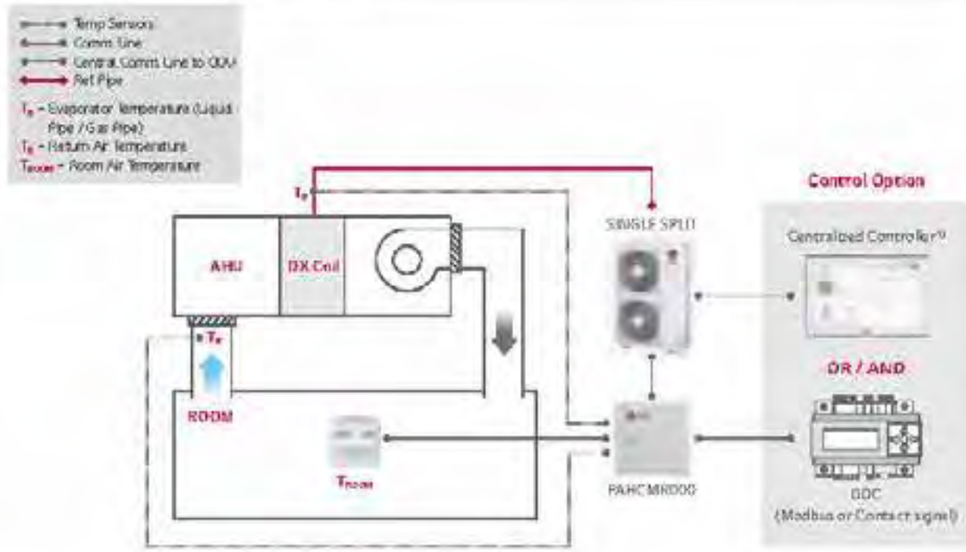

Discharge Air Temperature Control

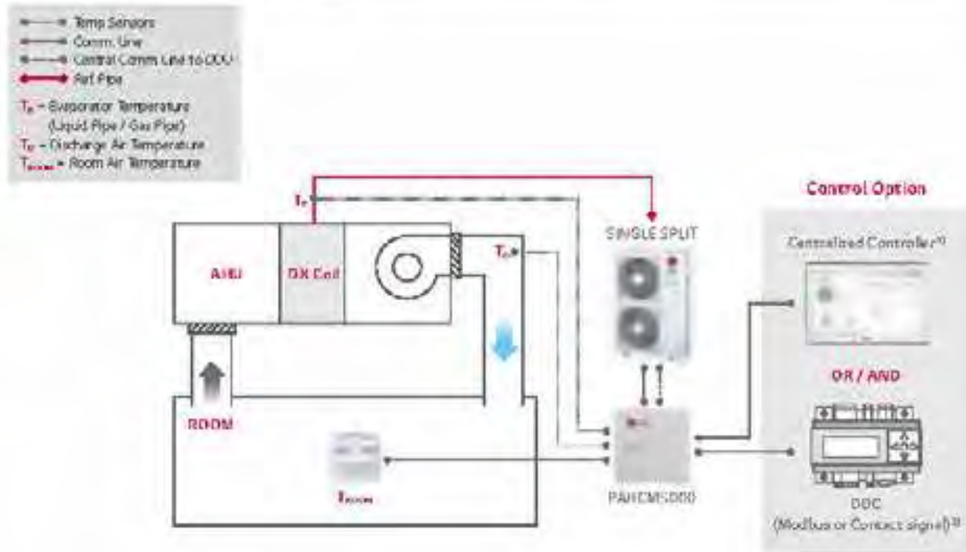

1) PMBS(PMNFP14A1) is required for using centralized control controller
2) In case of applying DDC with contact signal, discharge air temperature should be measured and controlled by DDC
3) For more detail, please refer to the PDB of AHU Communication I/F

ACCESSORIES

Communication Kit

PAHCMR000 / PAHCMS000

Specification

MODEL	COMBINATION		DESCRIPTION	DIMENSIONS (MM)		
	OUTDOOR UNIT	CENTRALIZED CONTROLLER		W	H	D
PAHCMR000	Single Split	-	Return / Room air temperature control by OOC or LG individual / centralized controller	300	300	155
PAHCMS000	Single Split	-	Discharge air temperature control by OOC or LG individual / centralized controller	380	300	155

Function list for Communication kit

FUNCTION LIST*		PAHCMR000	PAHCMS000	NOTE
Control	Comm. Kit Operation	On / Off	On / Off	
	Operation Mode [1]	Cooling / Heating	Cooling / Heating	
	Return (Room) Air Temperature	16 30°C		
	Discharge Air Temperature [2]		16 30°C	Available in case of using OOC with Modbus or LG Control system
	Fan Speed [3]	Low / Middle / High	Low / Middle / High	It may not be possible depending on the particular condition
	Forced Thermal On / Off	On / Off		Available in case of using OOC with contact signal
	Capacity Control		-	Available in case of using OOC with Modbus or contact signal
Monitor	Comm. Kit Operation	On / Off	On / Off	
	Operation Mode [1]	Cooling / Heating	Cooling / Heating	Available in case of using OOC with Modbus or LG Control system
	Fan Speed	Low / Middle / High	Low / Middle / High	
	Error Alarm	-	-	
	Compressor On / Off	On / Off	On / Off	Available in case of using OOC with Modbus or LG individual controller PAHCMR000 doesn't provide this in case of using OOC with contact signal

1) Available operation mode can be varied depending on the setting of AHU Communication Kit.
2) This range may differ depending on the type of controller.
3) To control and monitor the fan speed, 00 ports for the fan speed status have to be connected with the fan unit.
* Some of functions may not be possible depending on the setting of AHU Communication Kit. For more details of condition, please refer to the product data book.

Combination Table

		R32				R410A	
Model Name		UU41U00	UU81U20	UUC1U40	UU01U30 UU03U30	UU70WU34	UU85WU74
Capacity Index Range	kBtu/h	9 18	18 30	24 36	36 60	70	85
	kW	2.5 5.0	5.0 8.0	6.8 10.0	10.0 14.6	20.0	25.0
PAHCMR000		X	O	O	O	O	O
PAHCMS000		X	O	O	O	O	O

LG Wi-Fi Modem

Control conditioners by using internet devices such as Android or IOS smartphones

PWFMDD200

Features

- User can enjoy anytime, anywhere access with Wi-Fi equipped device through LG's ThinQ mobile app.
- This allows the user to access the unit remotely to switch unit on or off before or after leaving the vicinity.
- LG's exclusive Home Appliances control app (LG ThinQ) is available.
- Simple operation for various functions.
  - On / Off
  - Operation Mode
  - Current / Set Temperature
  - Fan Speed
  - Vane Control 1)
  - Reservation (Sleep, Weekly On / Off)
  - Energy Monitoring 2)
  - Filter Management
  - Error Check
  - Air Purify 3)

Model Name	PWFMDD200
Size (W x H x D, mm)	48 x 68 x 14
Interfaceable Products	System Air Conditioner 3)
Connection Type	Indoor unit 1:1
Communication Frequency	2.4 GHz
Wireless Standards	IEEE 802.11b/g/n
Mobile Application	LG ThinQ (Android v4.1(jellybean) or higher, iPhone iOS 9.0 or higher)
Optional Extension Cable	PWYREW000 (10m extension)

Note : 1. Functionality may be different according to each IDU model.
2. User interface of application shall be revised for its design and contents improvement.
3. Application is optimized for smartphone use, so it may not be well functioning with tablet devices.
1) Vane Control may not be possible according to the type of indoor unit.
2) LG Generation 1 converter and PSB installation is required for this function.
3) For the compatibility with indoor units, inquiry LG office.

Overview

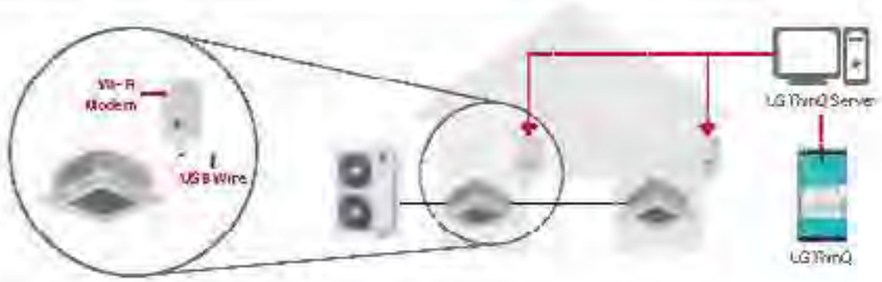

※ Search "LG ThinQ" on Google market or Appstore then download the app.
※ Internet service with Wi-Fi connection has to be available.

Standard Wired Remote Controller

Standard III
PREMTB100

Standard III
PREMTBB10

Standard II
PREMTB001

Standard II
PREMTBB01

Model Name	PREMTB100 PREMTBB10	PREMTB001 PREMTBB01
Operation mode	On / Off, Fan Speed Control, Temperature Setting	
Mode Change	Cooling, Heating, Auto, Dehumidification, Fan	
Auto Swing / Vane Control	●	●
Reservation	Simple, Sleep, On / Off, Weekly, Holiday	
Time Display	●	●
Electrical Failure Compensation	●	●
Child Lock	●	●
Operation Status LED	●	●
Indoor Temperature Display	●	●
Wireless Remote Controller Receiver	-	●
Size (W x H x D, mm)	120 x 120 x 16	120 x 121 x 16
Backlight	●	●

※ Refer to each model PDB for applicable models.

Remote Controller

PWLSSB21H

PI 485

PMNFP14A1

Power : Single phase AC 220V 50/60Hz
Max. no of the indoor units that can be connected : 64 UNITS
Model applied : RAC / Multi / Single / Thermo V

※ Refer to each product PDB for applicable models.

Dry Contact

PDRYCB000

PDRYCB400

PDRYCB320

PDRYCB500

※ Refer to each product PDB for applicable models.

Model	PDRYCB000	PDRYCB400	PDRYCB320	PDRYCB500
Contact Point	1 Control Point	2 Control Point	8 Control Point	Modbus RTU
Power Input	AC 220V from outside power source	DC 9V & 12V from indoor unit PCB	DC 9V & 12V from indoor unit PCB	DC 9V & 12V from indoor unit PCB
Voltage / Non Voltage Input	-	●	●	-
On / Off Control	●	●	●	●
Lock / Unlock	●	●	●	
Fan Speed Setting	-	-	●	●
Thermo Off	-	●	●	-
Energy Saving	-	●	-	-
Temperature Setting	-	●	●	●
Error Monitoring	●	●	●	●
Operation Monitoring	●	●	●	●

CEILING MOUNTED CASSETTE

H-INVERTER (R32)

UT09FH NQ0 / UT12FH NQ0

	PART NAME
1	Liquid Pipe Connection
2	Gas Pipe Connection
3	Drain Pipe Connection
4	Power and Communication Cable Routing Hole
5	Wired Remote Controller Wire Routing Hole
6	Air Inlet
7	Air Outlet
8	Decoration Panel Assembly
9	Decoration Corner Cover
10	Decoration Corner Lagging Cover
11	Flexible Drain Hose
12	Fresh air intake hole

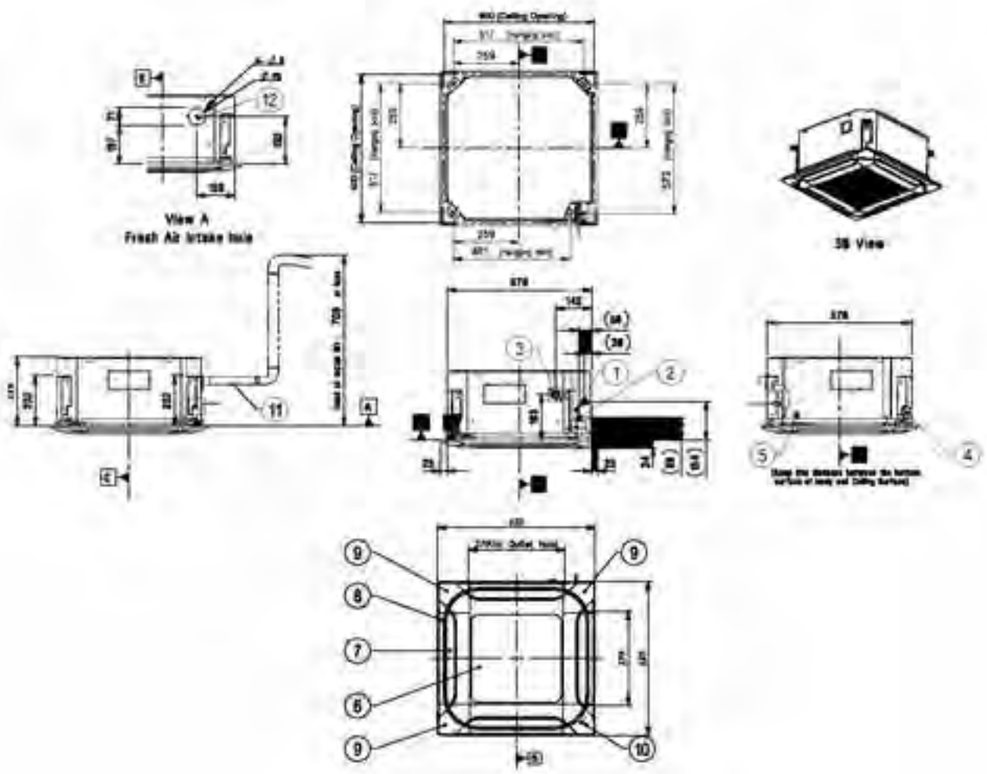

H-INVERTER (R32)

UT18FH NB0

	PART NAME
1	Liquid Pipe Connection
2	Gas Pipe Connection
3	Drain Pipe Connection
4	Power and Communication Cable Routing Hole
5	Wired Remote Controller Wire Routing Hole
6	Air Inlet
7	Air Outlet
8	Decoration Panel Assembly
9	Decoration Corner Cover
10	Decoration Corner Lagging Cover
11	Flexible Drain Hose

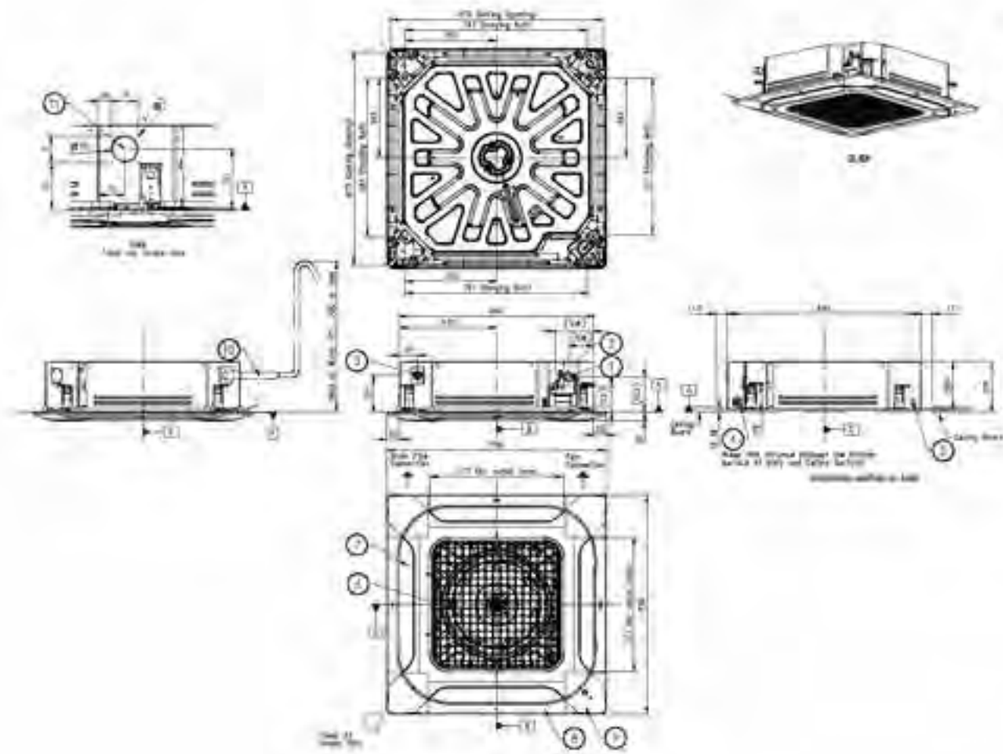

CEILING MOUNTED CASSETTE

STANDARD INVERTER (R32)

CT09F NR0 / CT12F NR0

	PART NAME
1	Liquid Pipe Connection
2	Gas Pipe Connection
3	Drain Pipe Connection
4	Power and Communication Cable Routing Hole
5	Wired Remote Controller Wire Routing Hole
6	Air Inlet
7	Air Outlet
8	Decorative Panel (Accessory)
9	Decorative Corner Cover
10	Decorative Corner Lateral Cover
11	Flexible Drain Hose
12	Fresh Air Intake Hole

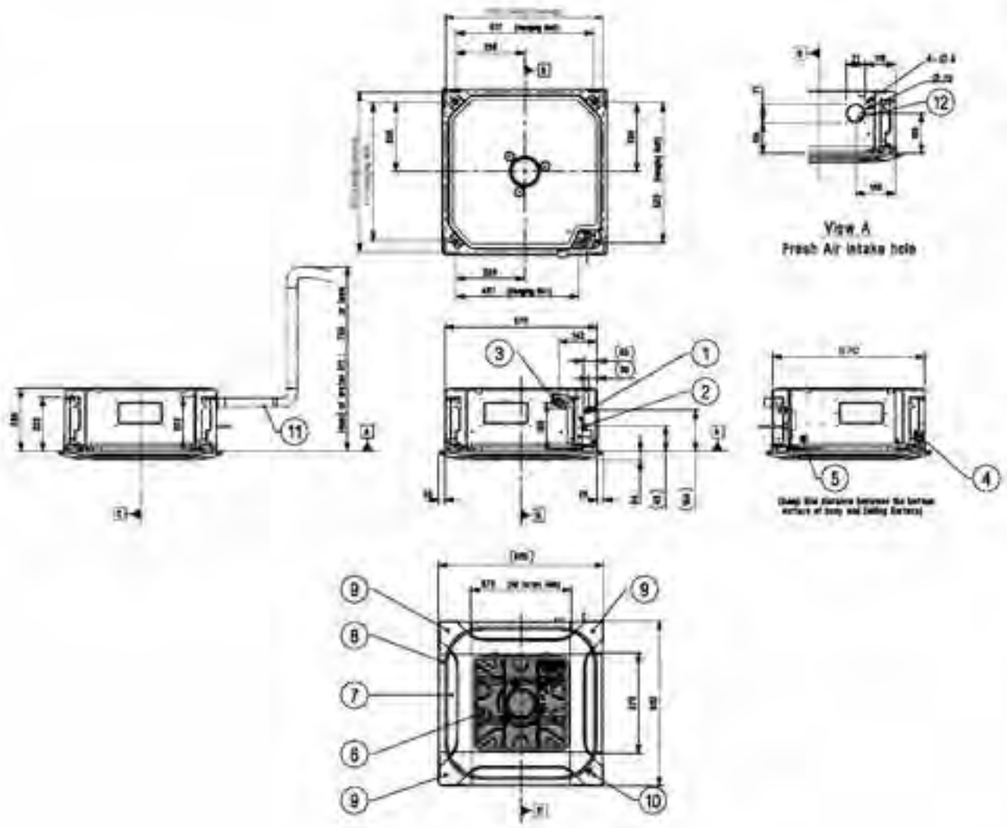

CEILING MOUNTED CASSETTE

H-INVERTER (R32)

UT24FH NA0 / UT30FH NA0 / UT36FH NA0 / UT42FH NA0
UT48FH NA0 / UT60FH NA0

	PART NAME
1	Liquid Pipe Connection
2	Gas Pipe Connection
3	Drain Pipe Connection
4	Power and Communication Cable Routing Hole
5	Wired Remote Controller Wire Routing Hole
6	Air Inlet
7	Air Outlet
8	Decorative Panel (Accessory)
9	Decorative Corner Cover
10	Decorative Corner Lateral Cover
11	Flexible Drain Hose
12	Fresh Air Intake Hole

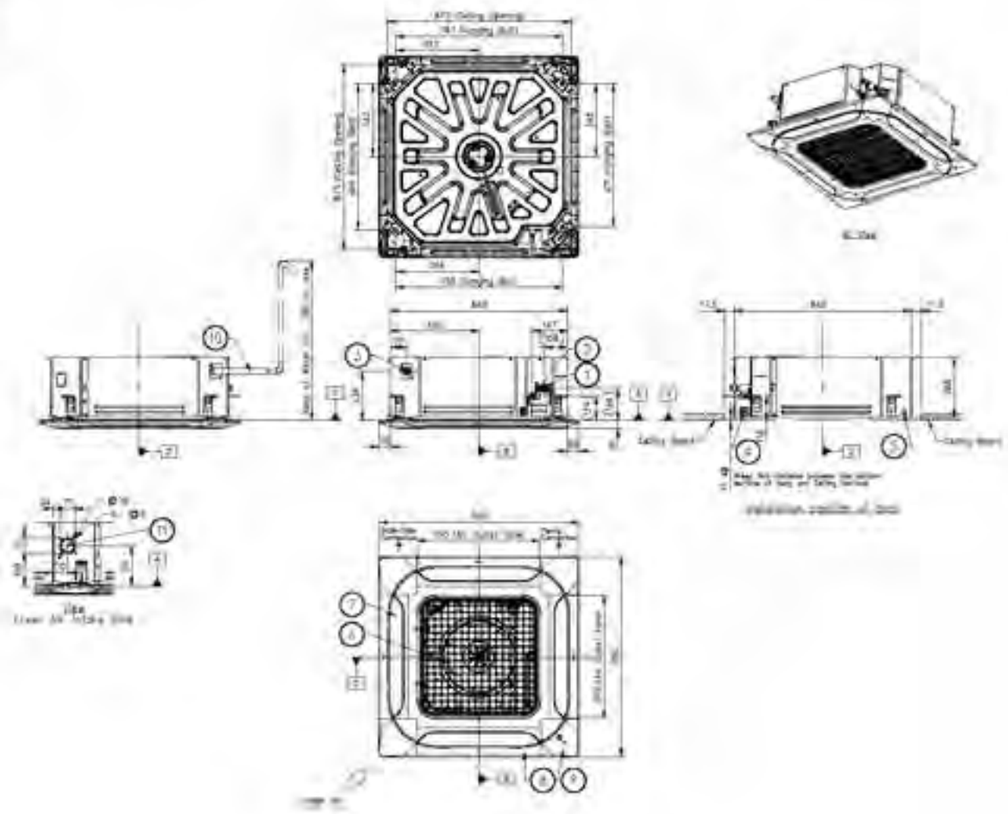

CEILING MOUNTED CASSETTE

STANDARD / COMPACT INVERTER (R32)

CT18F NQ0

	PART NAME
1	Liquid Pipe Connection
2	Gas Pipe Connection
3	Drain Pipe Connection
4	Power and Communication Cable Receiving Hole
5	Wired Remote Controller Wire Receiving Hole
6	Air Inlet
7	Air Outlet
8	Decoration Panel Accessory
9	Decoration Corner Cover
10	Decoration Corner Surgery Cover
11	Flexible Connection
12	Fresh air Intake Hole

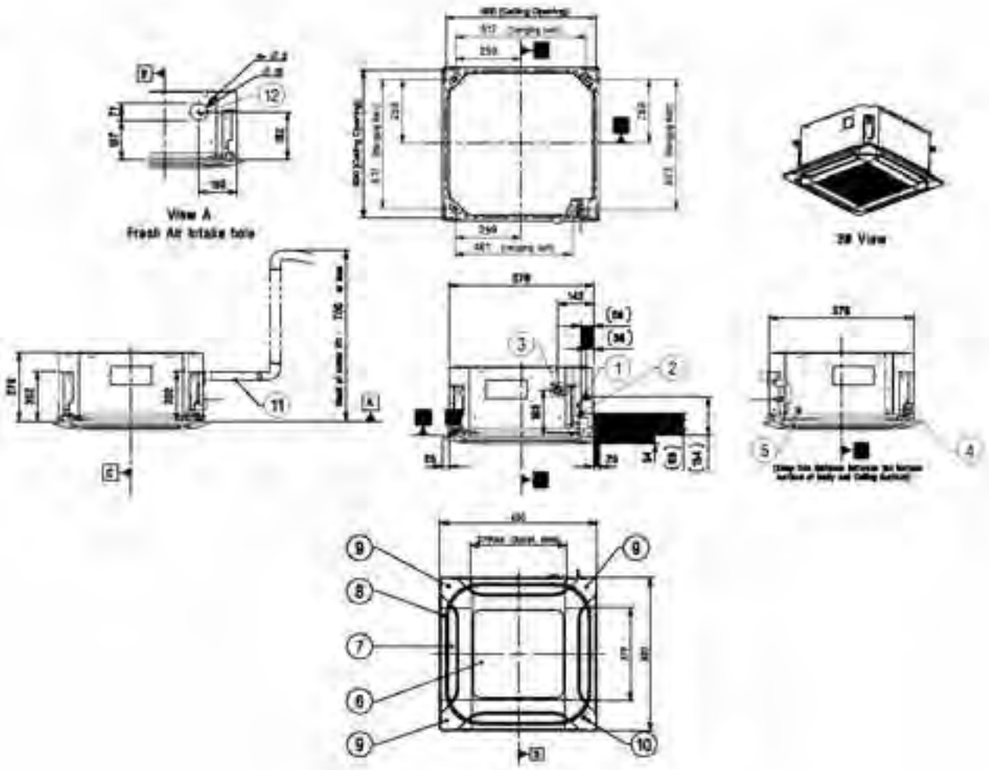

STANDARD / COMPACT INVERTER (R32)

CT24F NB0 / UT30F NB0

	PART NAME
1	Liquid Pipe Connection
2	Gas Pipe Connection
3	Drain Pipe Connection
4	Power and Communication Cable Receiving Hole
5	Wired Remote Controller Wire Receiving Hole
6	Air Inlet
7	Air Outlet
8	Decoration Panel Accessory
9	Decoration Corner Cover
10	Flexible Connection
11	Fresh Air Intake Hole

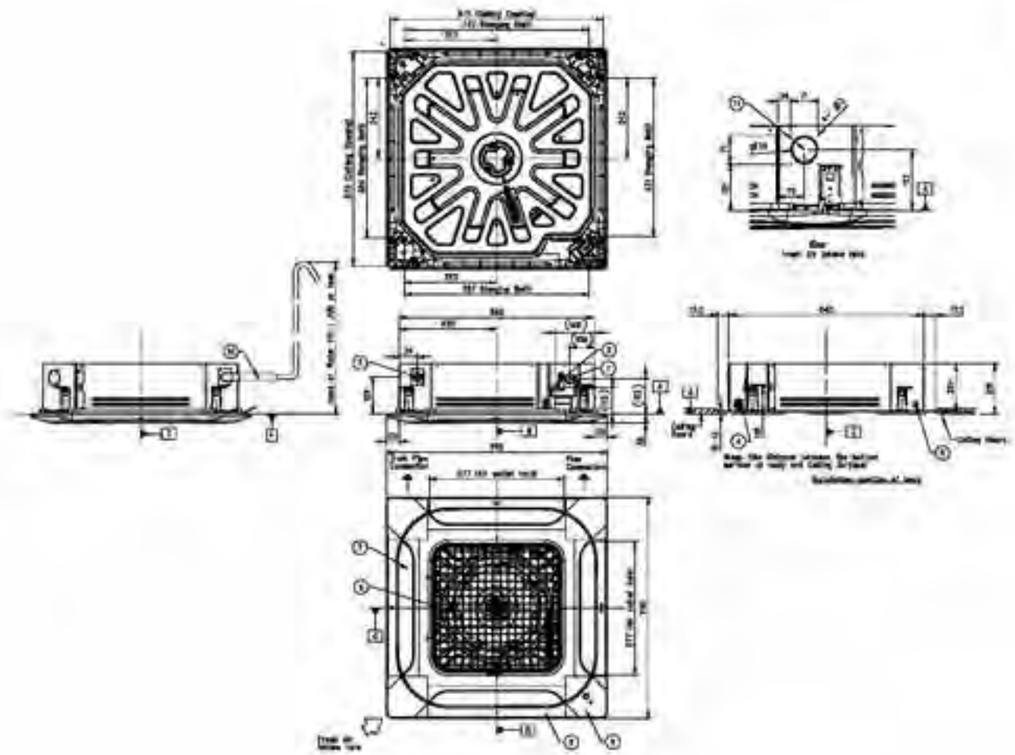

CEILING MOUNTED CASSETTE

STANDARD / COMPACT INVERTER (R32)

UT36F NA0

	PART NAME
1	Liquid Pipe Connection
2	Gas Pipe Connection
3	Power and Communication Cable Receiving Hole
4	Wired Remote Controller Wire Receiving Hole
5	Air Inlet
6	Air Outlet
7	Decoration Panel Accessory
8	Decoration Corner Cover
9	Drain Discharge
10	Fresh Air Intake Hole

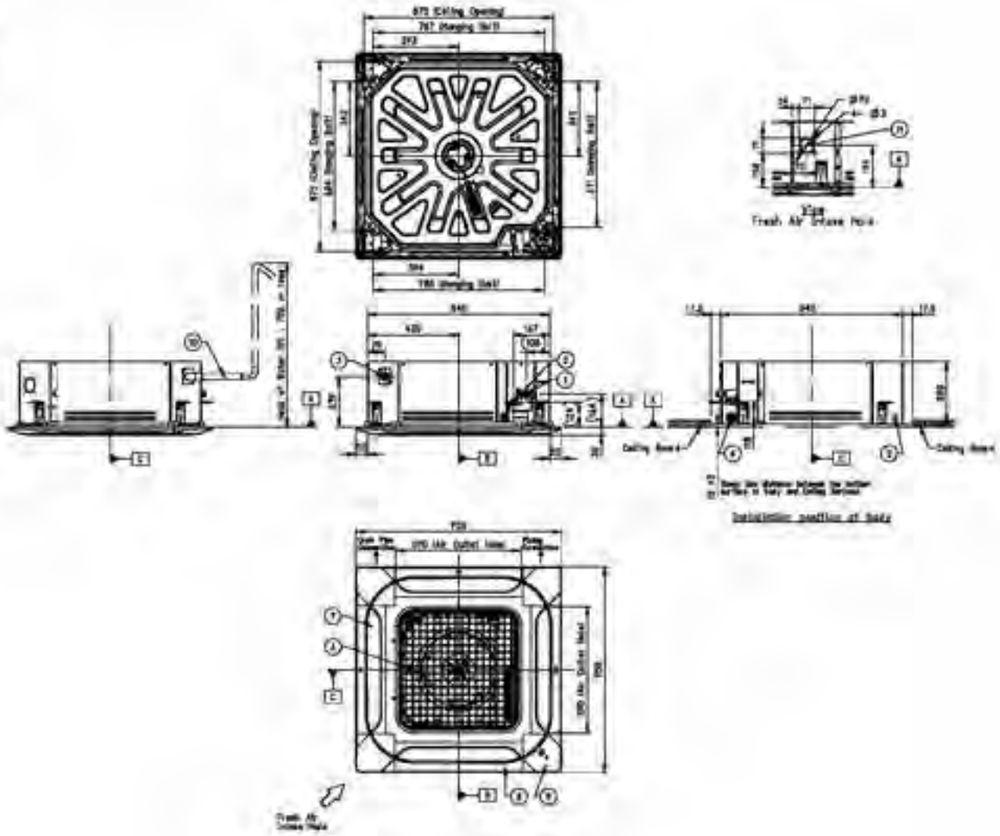

CEILING MOUNTED CASSETTE

STANDARD NVERTER (R32)

UT42F NA0 / UT48F NA0 / UT60F NA0

	PART NAME
1	Liquid Pipe Connection
2	Gas Pipe Connection
3	Power and Communication Cable Receiving Hole
4	Wired Remote Controller Wire Receiving Hole
5	Air Inlet
6	Air Outlet
7	Decoration Panel Accessory
8	Decoration Corner Cover
9	Drain Discharge
10	Fresh Air Intake Hole

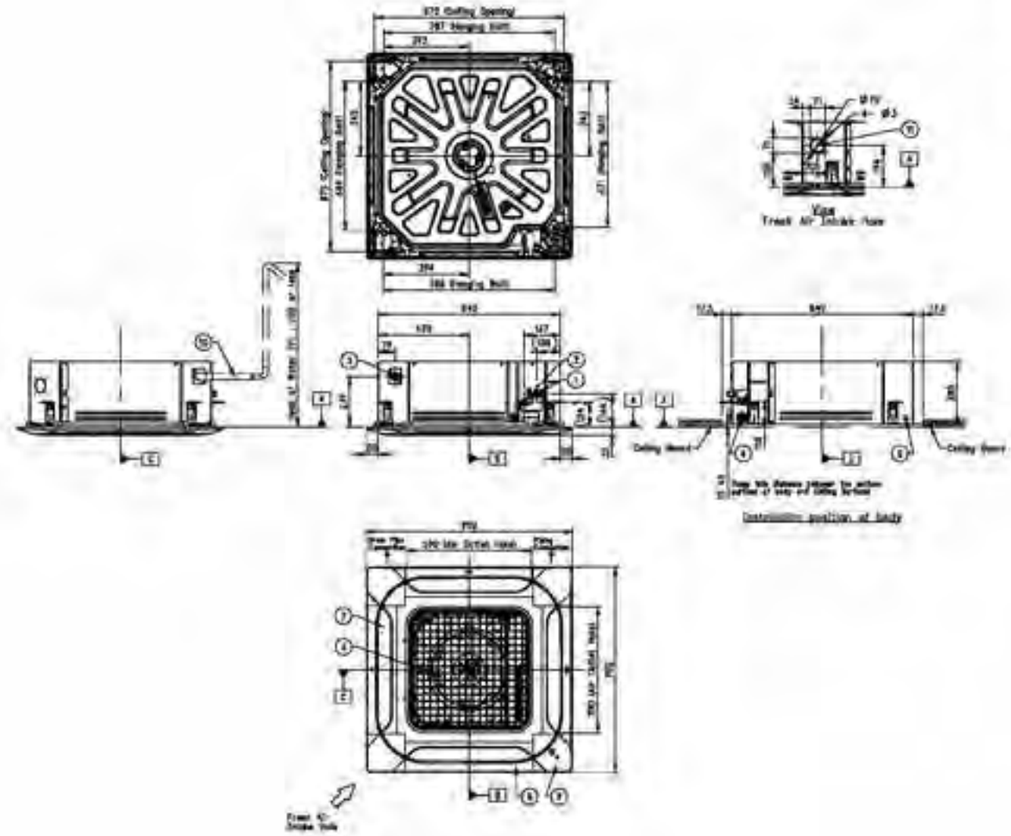

CEILING CONCEALED DUCT

H-INVERTER (R32) / MID STATIC

UM24FH N20 / UM30FH N20

Unit : mm

	PART NAME
1	Gas Pipe Connection
2	Liquid Pipe Connection
3	Drain Pipe Connection
4	Power and Communication Cable Routing Hole
5	Remote Controller Cable Hole
6	Air Inlet
7	Air Outlet
8	Air Filters
9	Control Cover

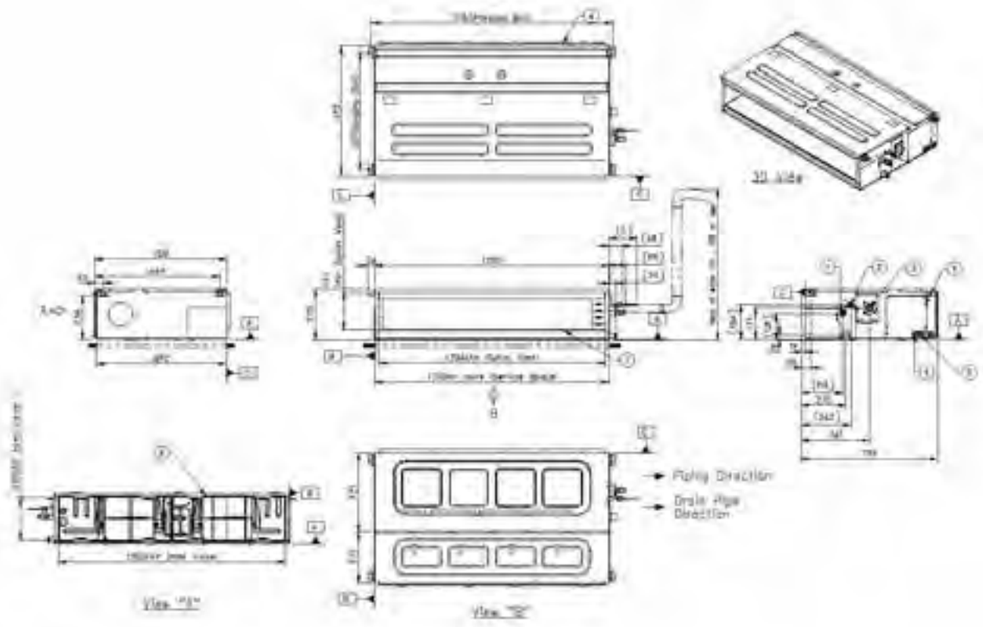

CEILING CONCEALED DUCT

H-INVERTER (R32) / MID STATIC

UM12FH N10 / UM18FH N10

Unit : mm

	PART NAME
1	Gas Pipe Connection
2	Liquid Pipe Connection
3	Drain Pipe Connection
4	Power and Communication Cable Routing Hole
5	Remote Controller Cable Hole
6	Air Inlet
7	Air Outlet
8	Air Filters
9	Control Cover

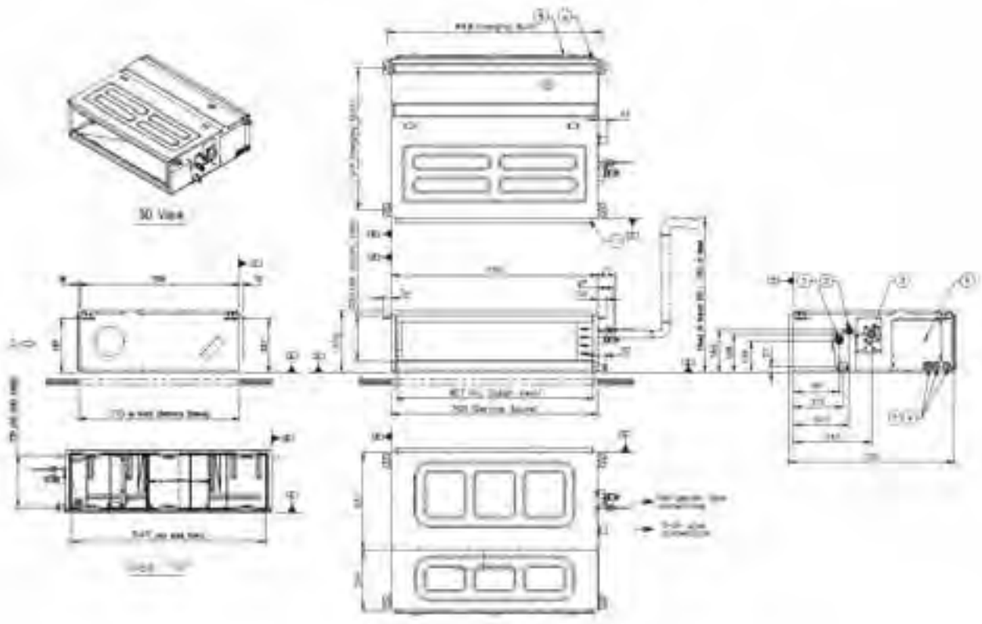

CEILING CONCEALED DUCT

H-INVERTER (R32) / MID STATIC

UM36FH N30 / UM42FH N30 / UM48FH N30

Unit : mm(in)

	PART NAME
1	Gas Pipe Connection
2	Liquid Pipe Connection
3	Drain Pipe Connection
4	Power and Communication Cable Routing Hole
5	Remote Controller Cable Hole
6	Air Inlet
7	Air Outlet
8	Air Filters
9	Control Cover

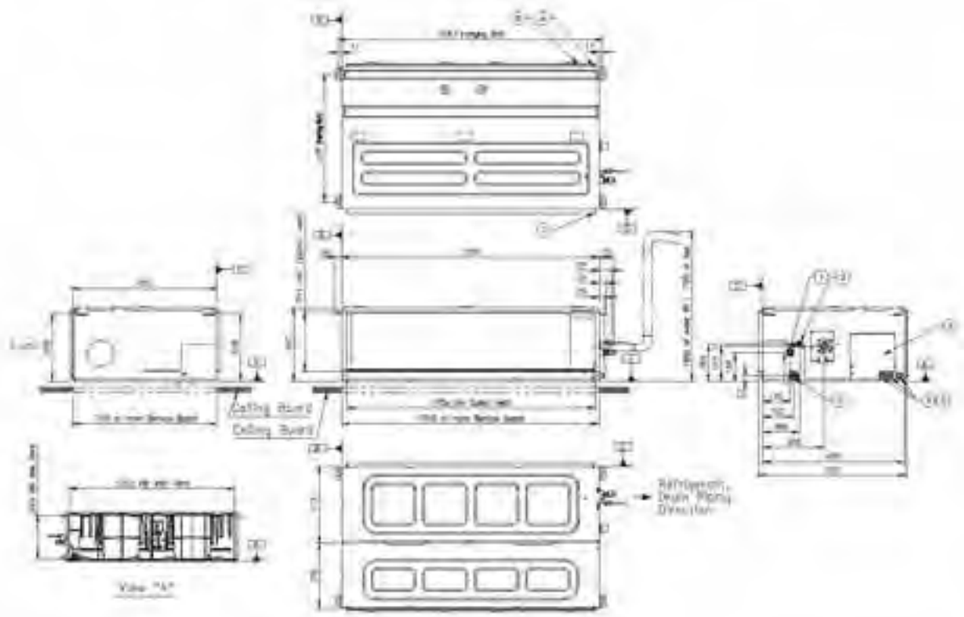

H-INVERTER (R32) / LOW STATIC

UL12FH N50

Unit : mm(in)

	PART NAME
1	Liquid Pipe Connection
2	Gas Pipe Connection
3	Drain Pipe Connection
4	Power supply Connection
5	Air Discharge
6	Air Suction

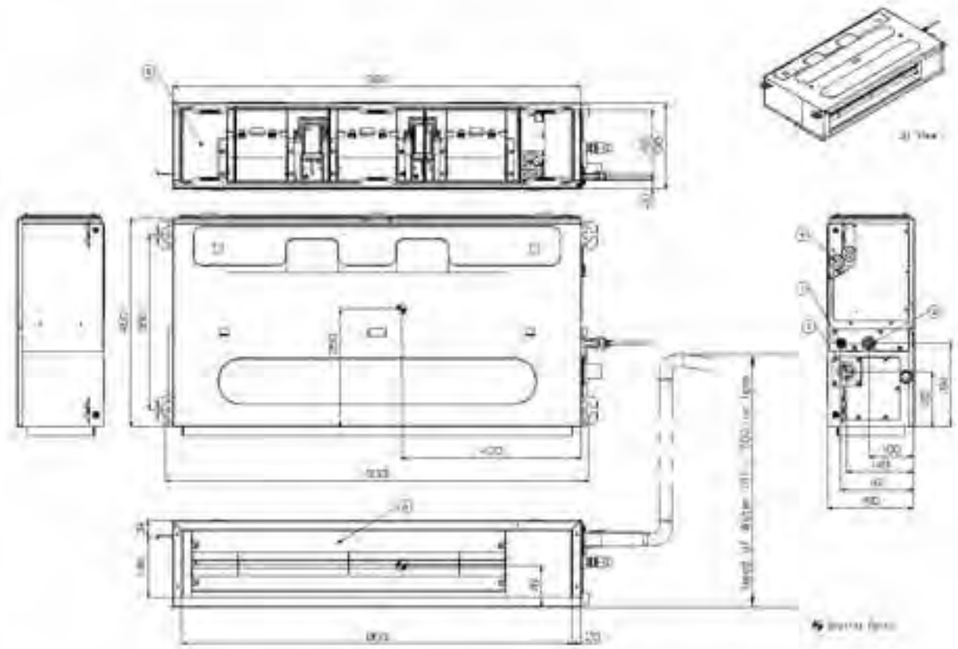

CEILING CONCEALED DUCT

STANDARD / COMPACT INVERTER (R32) / MID STATIC

CM18F N10 / CM24F N10 / UM30F N10

	PART NAME
1	Gas Pipe Connection
2	Liquid Pipe Connection
3	Drain Pipe Connection
4	Power and Communication Cable Hole
5	Remote Controller Cable Hole
6	Air Inlet
7	Air Outlet
8	Air Filter
9	Control Cover

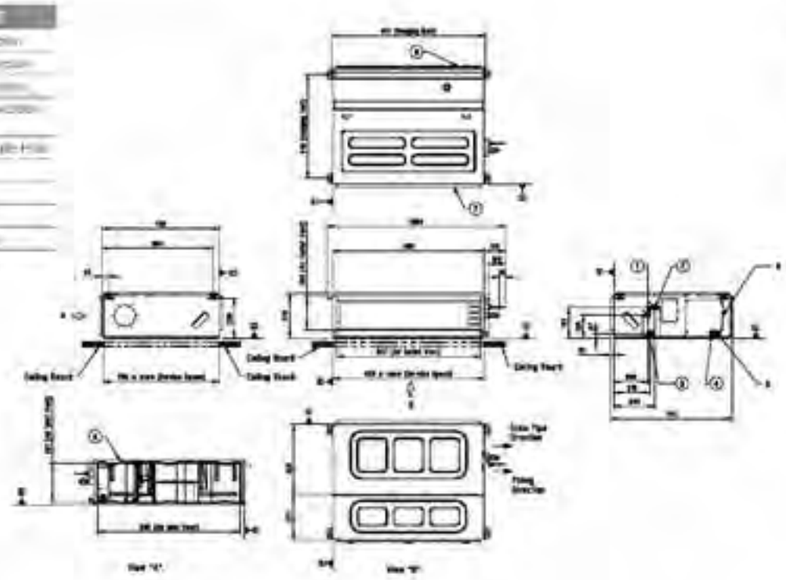

STANDARD / COMPACT INVERTER (R32) / MID STATIC

UM36F N20

	PART NAME
1	Gas Pipe Connection
2	Liquid Pipe Connection
3	Drain Pipe Connection
4	Power and Communication Cable Hole
5	Remote Controller Cable Hole
6	Air Inlet
7	Air Outlet
8	Air Filter
9	Control Cover

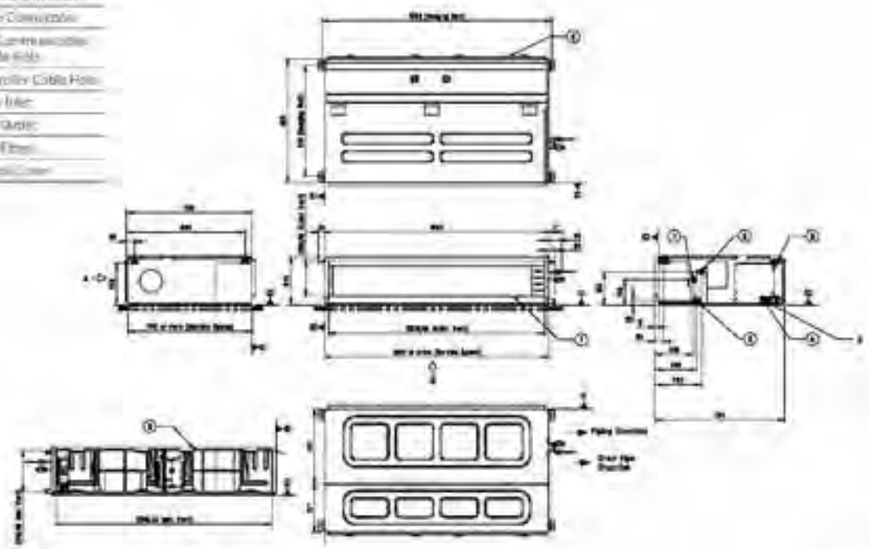

CEILING CONCEALED DUCT

H-INVERTER (R32) / LOW STATIC

UL18FH N30

	PART NAME
1	Liquid Pipe Connection
2	Gas Pipe Connection
3	Drain Pipe Connection
4	Power Supply Connection
5	Air Discharge
6	Air Suction

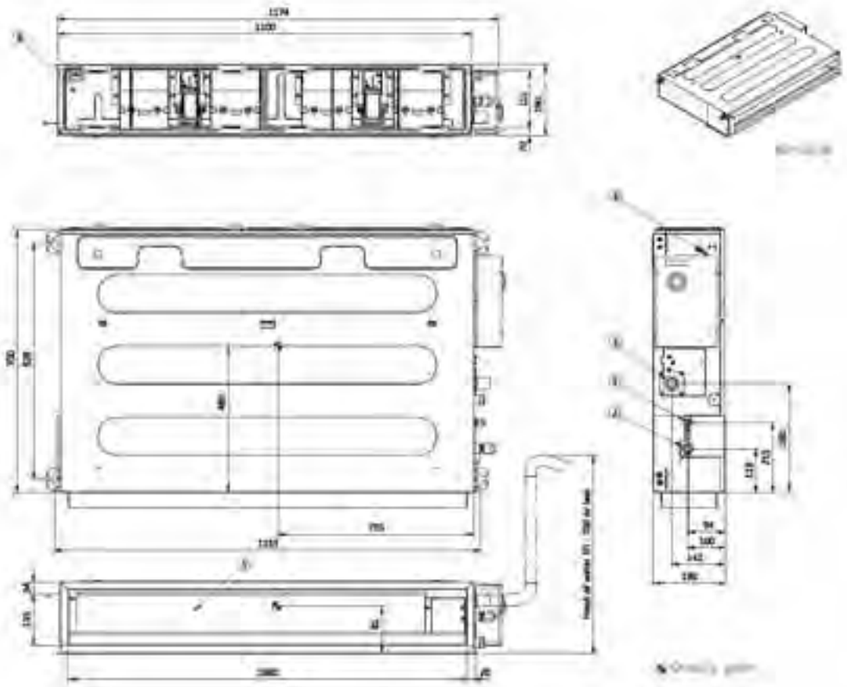

CEILING CONCEALED DUCT

STANDARD INVERTER (R32) / MID STATIC

UM42F N20

Unit : mm

	PART NAME
1	Gas Pipe Connection
2	Liquid Pipe Connection
3	Drain Pipe Connection
4	Power and Communication Cable Hole
5	Remote Controller Cable Hole
6	Air Inlet
7	Air Outlet
8	Air Filter
9	Control Cover

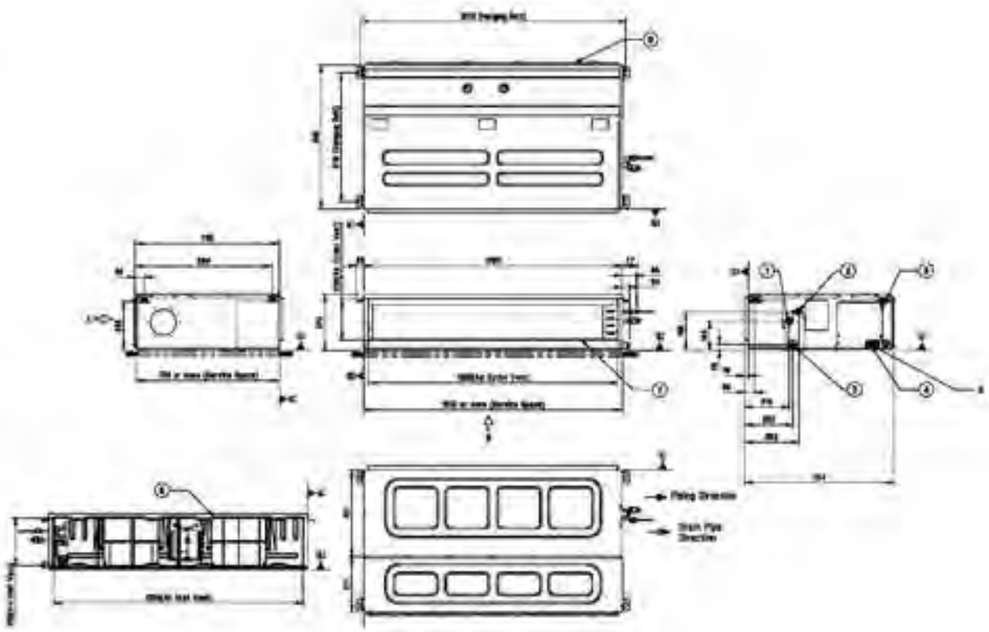

STANDARD INVERTER (R32) / MID STATIC

UM48F N30 / UM60F N30

Unit : mm

	PART NAME
1	Gas Pipe Connection
2	Liquid Pipe Connection
3	Drain Pipe Connection
4	Power and Communication Cable Hole
5	Remote Controller Cable Hole
6	Air Inlet
7	Air Outlet
8	Air Filter
9	Control Cover

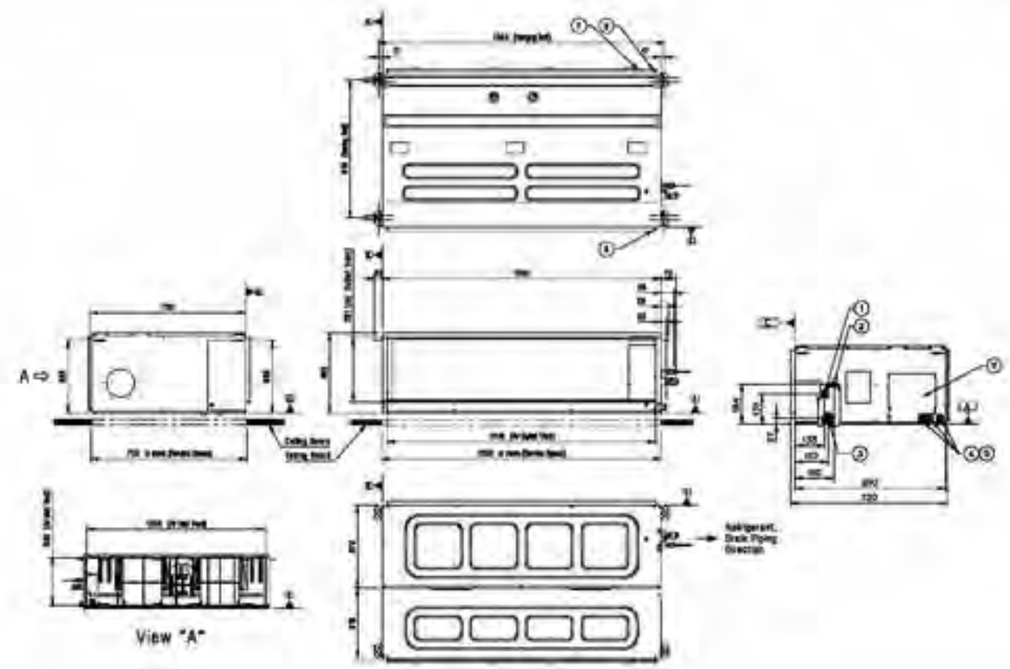

CEILING CONCEALED DUCT

STANDARD INVERTER (R32) / LOW STATIC

CL09F N50 / CL12F N50

	PART NAME
1	Liquid Pipe Connection
2	Gas Pipe Connection
3	Drain Pipe Connection
4	Power Supply Connection
5	Air Discharge
6	Air Suction

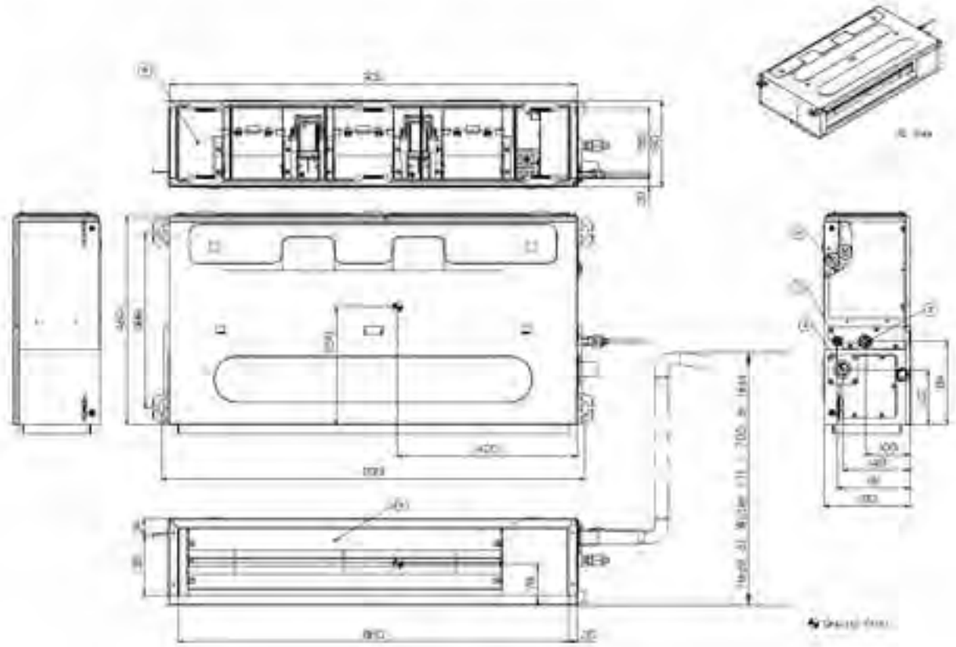

STANDARD / COMPACT INVERTER (R32) / LOW STATIC

CL18F N60

	PART NAME
1	Liquid Pipe Connection
2	Gas Pipe Connection
3	Drain Pipe Connection
4	Power Supply Connection
5	Air Discharge
6	Air Suction

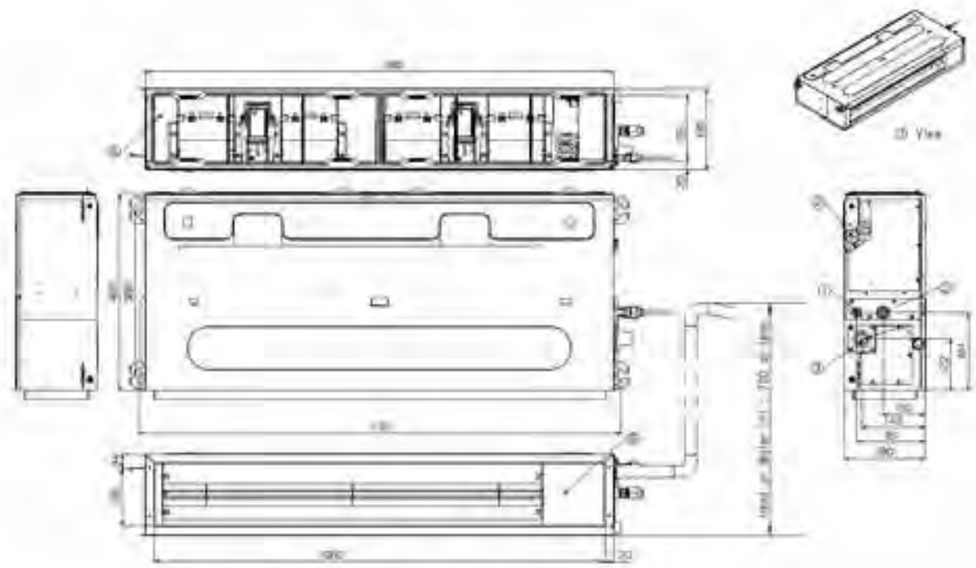

CEILING CONCEALED DUCT

STANDARD INVERTER (R410A) / HIGH STATIC

UB70 N94 / UB85 N94

	PART NAME
1	Air Suction Flange
2	Air Discharge Flange
3	Control Box
4	Gas Piping Connection
5	Liquid Pipe Connection
6	Drain Pipe Connection
7	Drain Hose (Option)

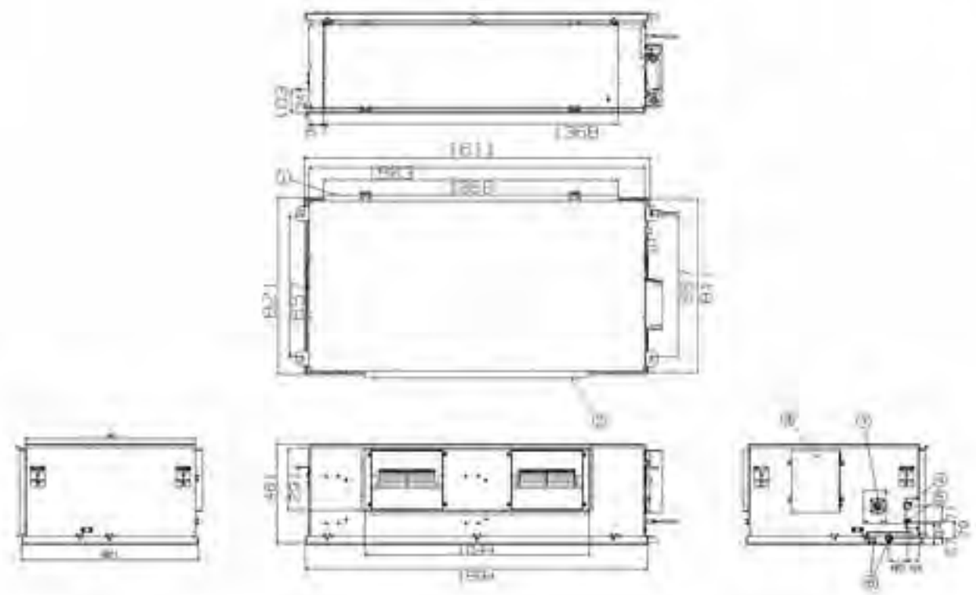

CEILING CONCEALED DUCT

STANDARD / COMPACT INVERTER (R32) / LOW STATIC

CL24F N30

	PART NAME
1	Liquid Pipe Connection
2	Gas Pipe Connection
3	Drain Pipe Connection
4	Power Supply Connection
5	Air Discharge
6	Air Suction

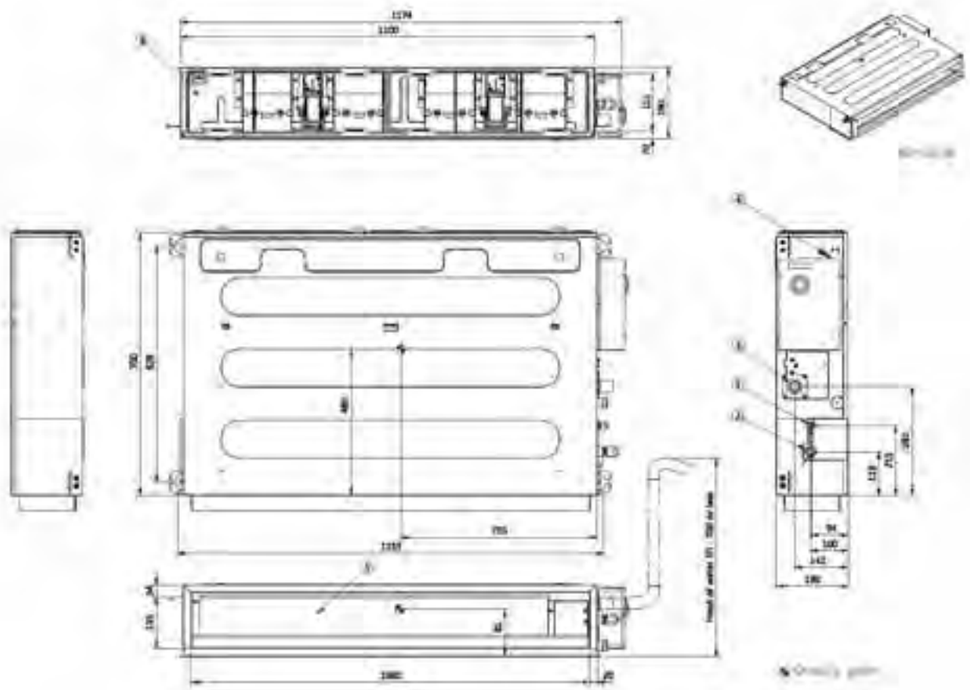

H-INVERTER (R32)

UV18FH N10

Unit : mm

	PART NAME
1	Air Inlet
2	Air Outlet
3	Remote Controller Signal Receiver
4	Drain Hose Routing Hole
5	Refrigerant Pipe and Routing Hole
6	Gas Pipe Connection
7	Liquid Pipe Connection

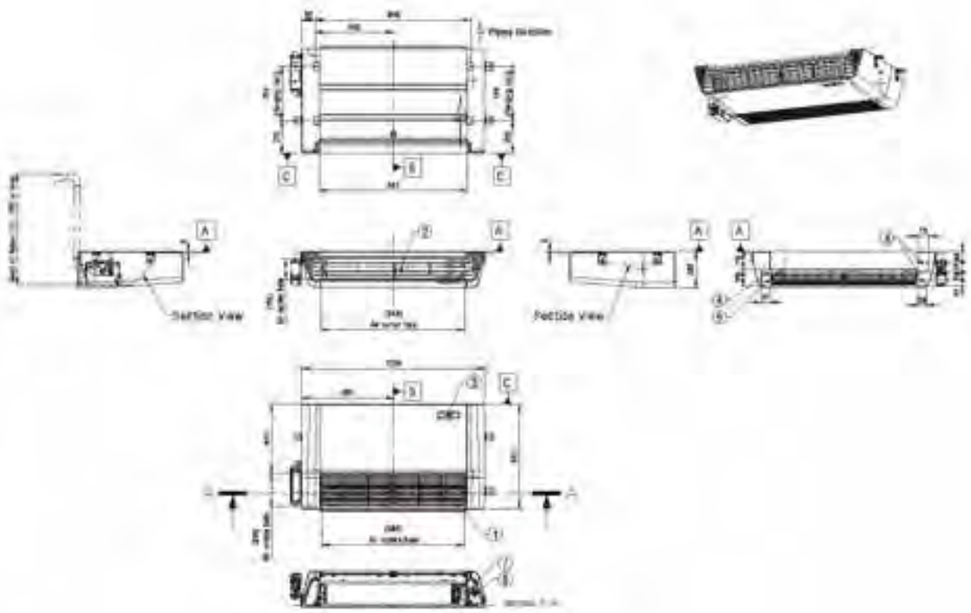

H-INVERTER (R32)

UV24FH N20 / UV30FH N20 / UV36FH N20 / UV42FH N20

Unit : mm

	PART NAME
1	Air Inlet
2	Air Outlet
3	Remote Controller Signal Receiver
4	Drain Hose Routing Hole
5	Refrigerant Pipe and Routing Hole
6	Gas Pipe Connection
7	Liquid Pipe Connection

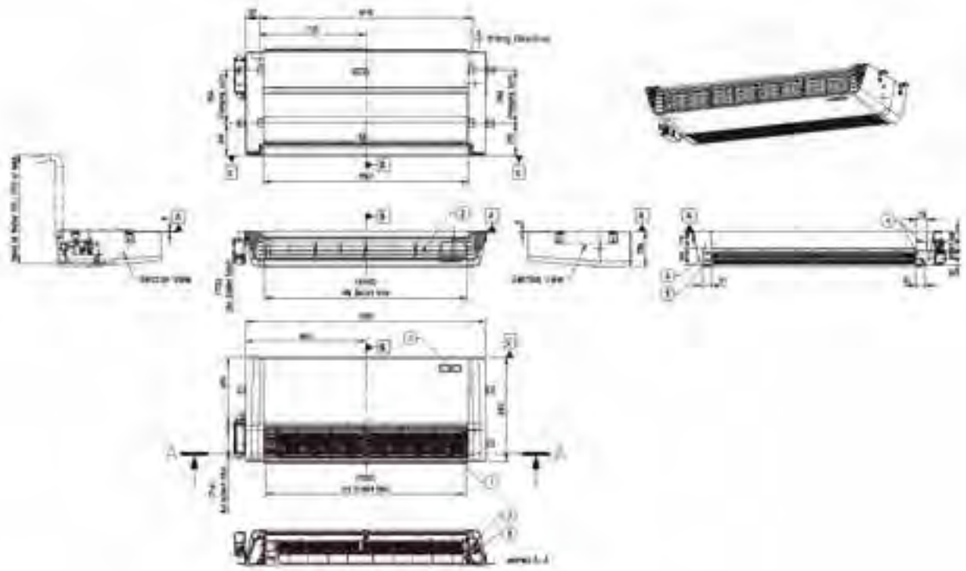

CEILING SUSPENDED

STANDARD / COMPACT INVERTER (R32)

UV18F N10 / UV24F N10 / UV30F N10

Unit: mm

	PART NAME
1	Air Inlet
2	Air Outlet
3	Remote Controller Signal Receiver
4	Drain Hose Routing Hole
5	Refrigerant Pipe and Routing Hole
6	Gas Pipe Connection
7	Liquid Pipe Connection

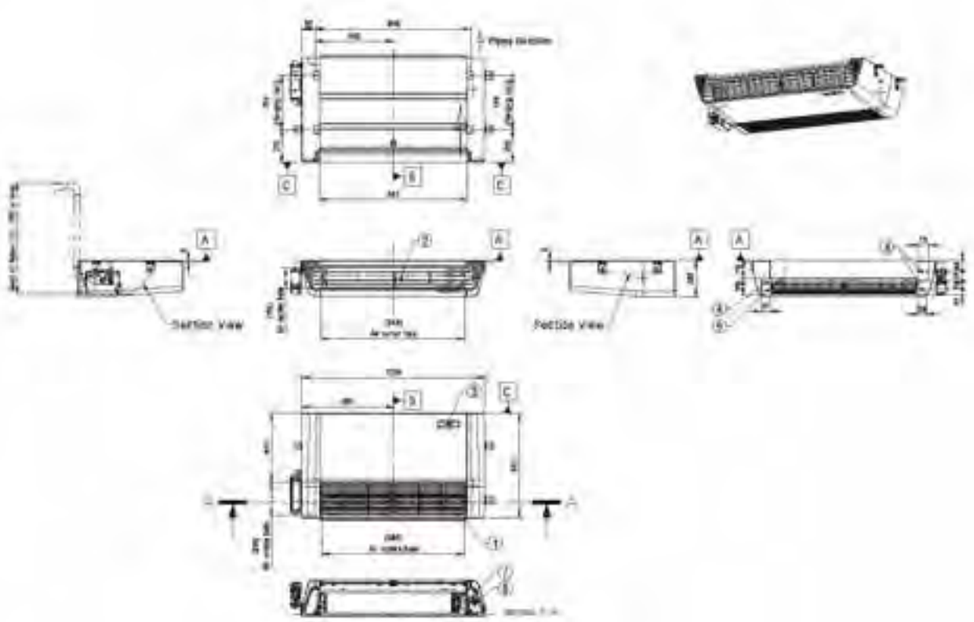

STANDARD INVERTER (R32)

UV36F N20 / UV42F N20 / UV48F N20 / UV60F N20

Unit: mm

	PART NAME
1	Air Inlet
2	Air Outlet
3	Remote Controller Signal Receiver
4	Drain Hose Routing Hole
5	Refrigerant Pipe and Routing Hole
6	Gas Pipe Connection
7	Liquid Pipe Connection

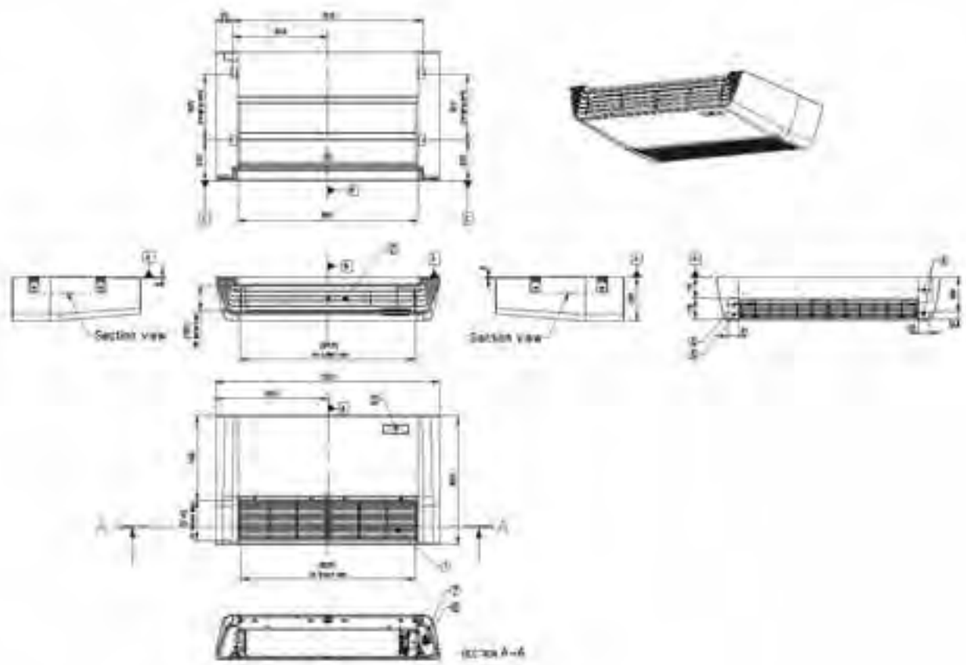

CONSOLE

STANDARD INVERTER (R32)

UQ09 NA0 / UQ12 NA0 / UQ18 NA0

	PART NAME
1	Air Outlet Grille
2	Remote Controller Signal Receiver
3	Air Discharge Grille
4	Gas Pipe Connection
5	Liquid Pipe Connection
6	Drain Hose Connection
7	Refrigerant Tubing Pipe & Cable Inlet Hole
8	Installation Plate
9	Terminal Block for Power Supply & Communication

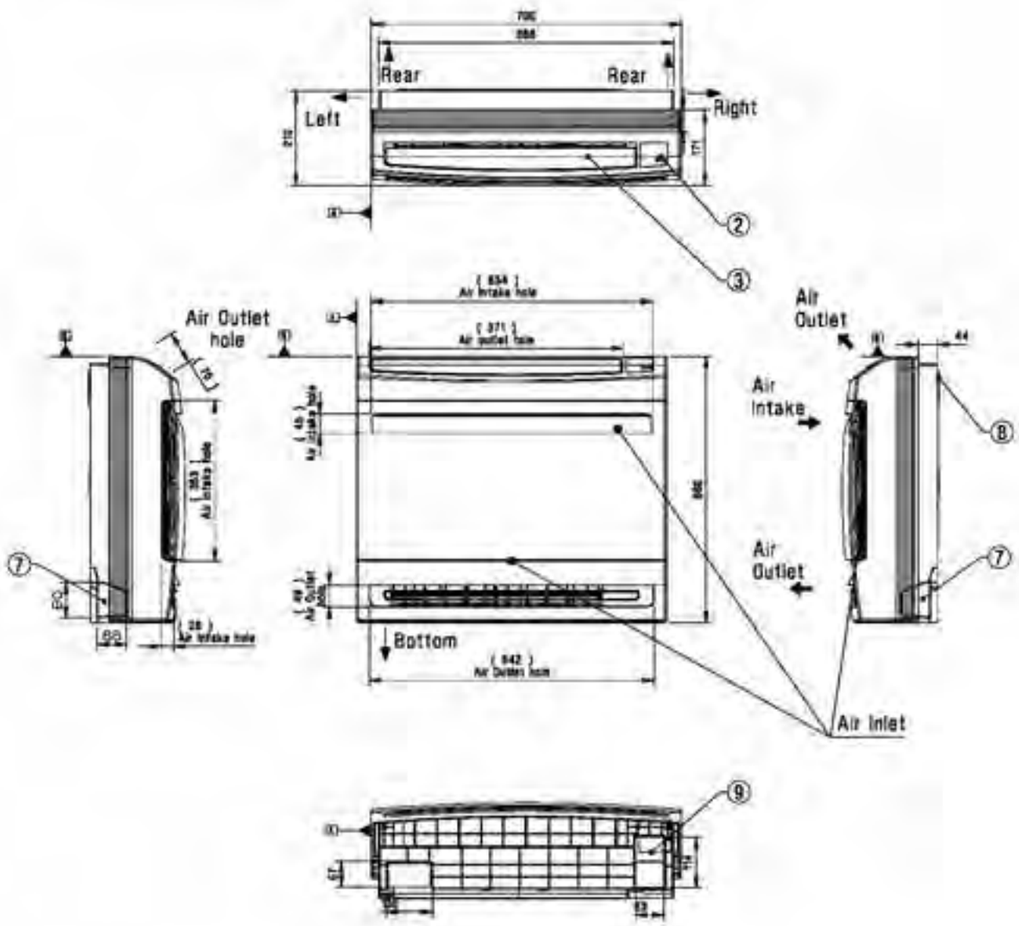

STANDARD INVERTER (R32)

MJ09PC NSJ / MJ12PC NSJ

	PART NAME
1	Refrigerant Tubing Pipe and Cable Tubing Hole
2	Installation Plate
3	Drain Hose Connection
4	Terminal Block for Power Supply Connection
5	Display & Remote Controller Signal Receiver
6	Connection Cable

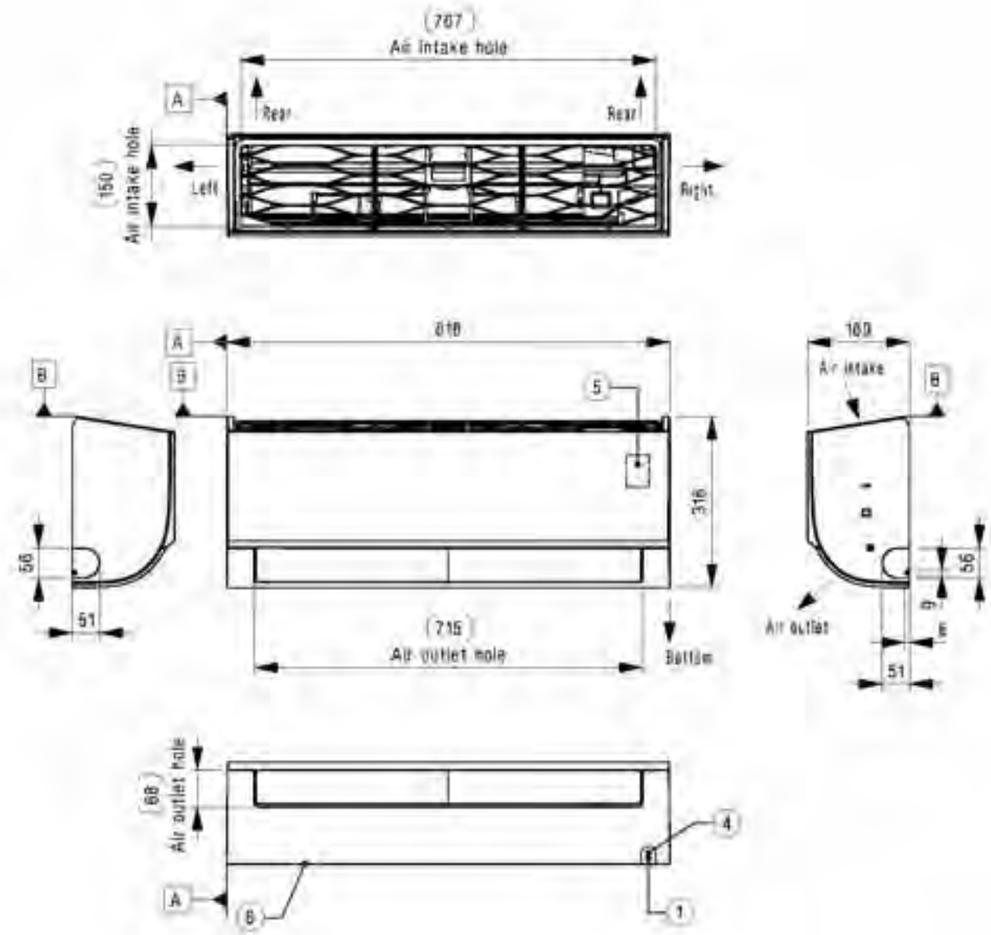

STANDARD INVERTER (R32)

MJ18PC NSJ / MJ24PC NSJ

	PART NAME
1	Refrigerant / Drain Pipe and Cable Routing Hole
2	Installation Plate
3	Drain Hose Connection
4	Terminal Block for Power Supply Connection
5	Display & Remote Controller Signal Receiver
6	Expansion Cover

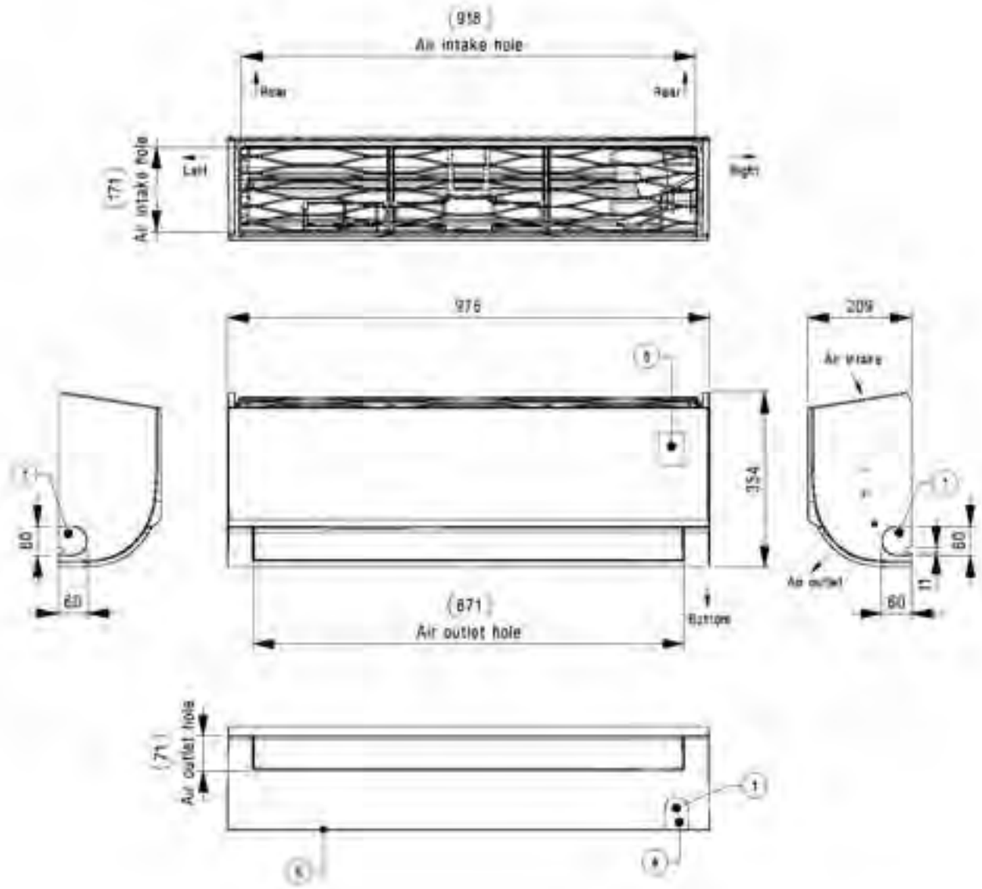

STANDARD / COMPACT INVERTER (R32)

US30F NR0 / US36F NR0

	PART NAME
1	Refrigerant / Drain Pipe and Cable Routing Hole
2	Installation Plate
3	Drain Hose Connection
4	Terminal Block for Power Supply Connection
5	Display & Remote Controller Signal Receiver
6	Expansion Cover

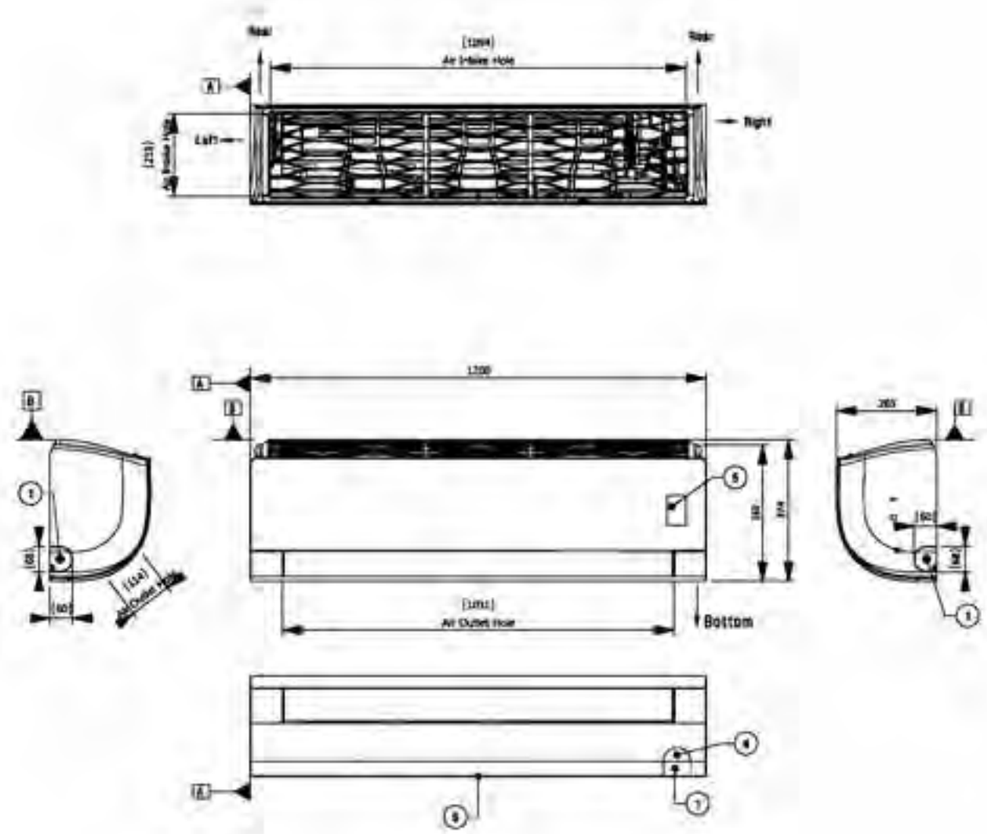

UNIVERSAL OUTDOOR

FLOOR STANDING

STANDARD INVERTER (R410A)

UP48 NT2

	PART NAME
1	Front Air Discharge Grille
2	Display & Service Receiver
3	Air Suction Grille

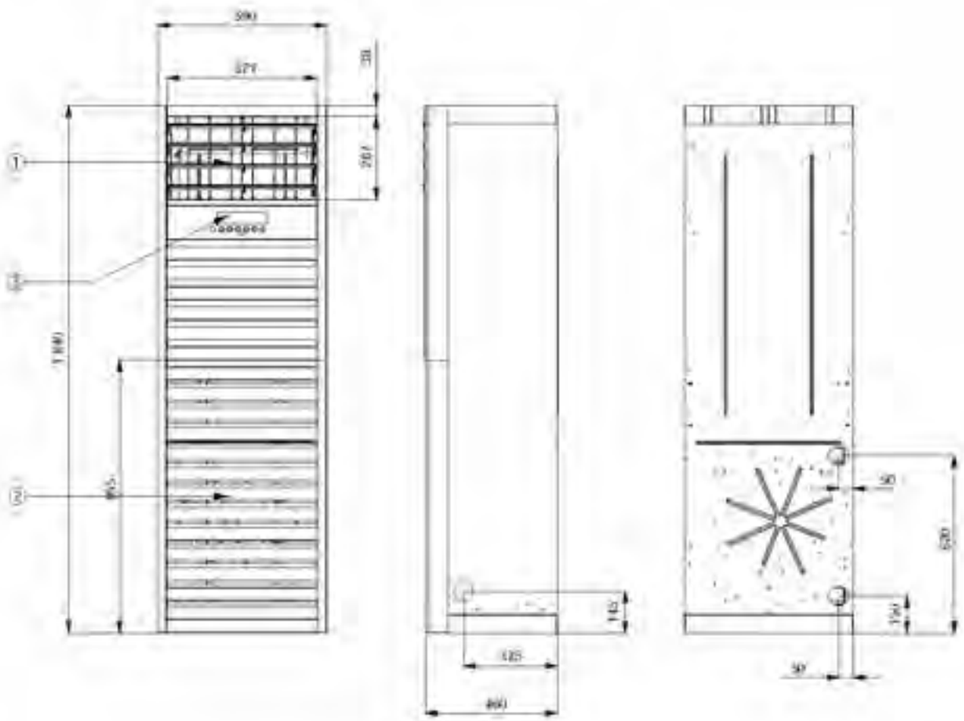

HIGH / STANDARD / COMPACT INVERTER (R32)

UUA1 UL0

	PART NAME
1	Air Outlet
2	Liquid Side & SVC Valve Cover
3	Power and Communication Cable Connection
4	Gas Pipe Connection
5	Liquid Pipe Connection
6	Power and Communication Cable Routing Arm
7	Refrigerant Pipe Routing Hole
8	Handle
9	Inside Air Temperature Sensor Cover

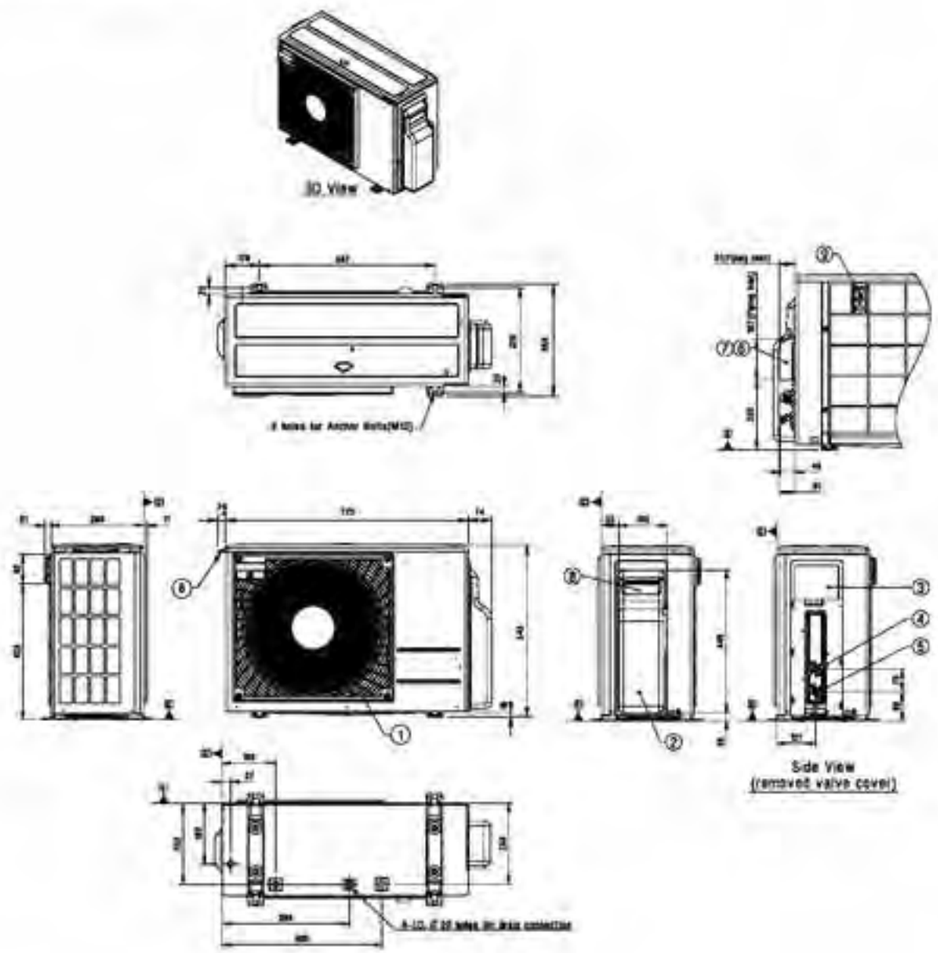

HIGH / STANDARD / COMPACT INVERTER (R32)

UUB1 U20

	PART NAME
1	Air Outlet
2	Control Cover & EVI Valve Cover
3	Power and Communication Cable Connection
4	Gas Pipe Connection
5	Liquid Pipe Connection
6	Handle
7	Middle Air Temperature Sensor Cover

3D View

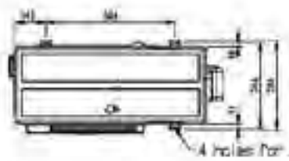

4 holes for Anchor Bolts(M10)

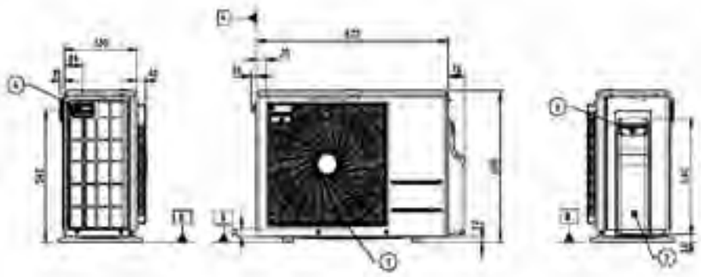

Side View
(removed valve cover)

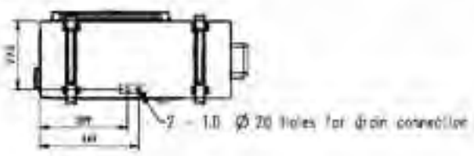

7 - 1.0 Ø 20 holes for drain connection

UNIVERSAL OUTDOOR

HIGH / STANDARD / COMPACT INVERTER (R32)

UUC1 U40

	PART NAME
1	Air Outlet
2	Power and Communication Cable Inlet
3	Gas Pipe Connection
4	Liquid Pipe Connection
5	Handle
6	Pipe Routing Hole (Front)
7	Pipe Routing Hole (Side)
8	Pipe Routing Hole (Back)

3D View

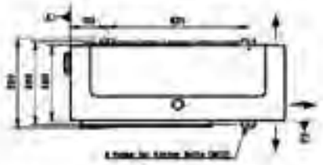

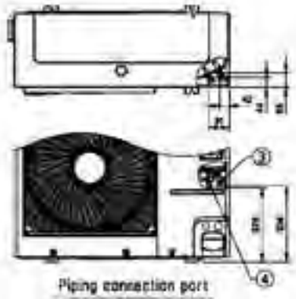

Piping connection port

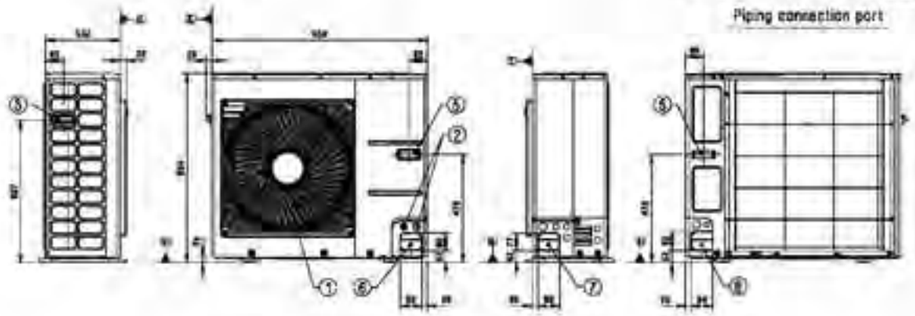

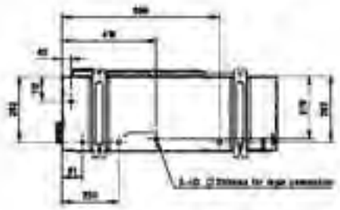

UNIVERSAL OUTDOOR

STANDARD INVERTER (R32)

UUD1 U30 / UUD3 U30

(Unit : mm)

	PART NAME
1	Air Outlet
2	Power and Communication Cable Hole
3	Gas Pipe Connection
4	Liquid Pipe Connection
5	Handle
6	Pipe Routing Hole (Front)
7	Pipe Routing Hole (Side)
8	Pipe Routing Hole (Back)

3D View

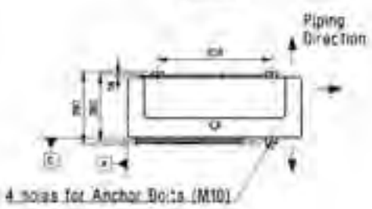

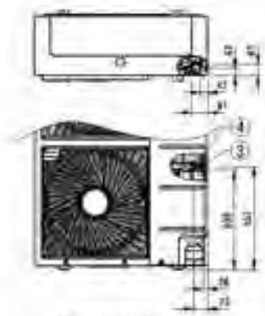

Piping connection port

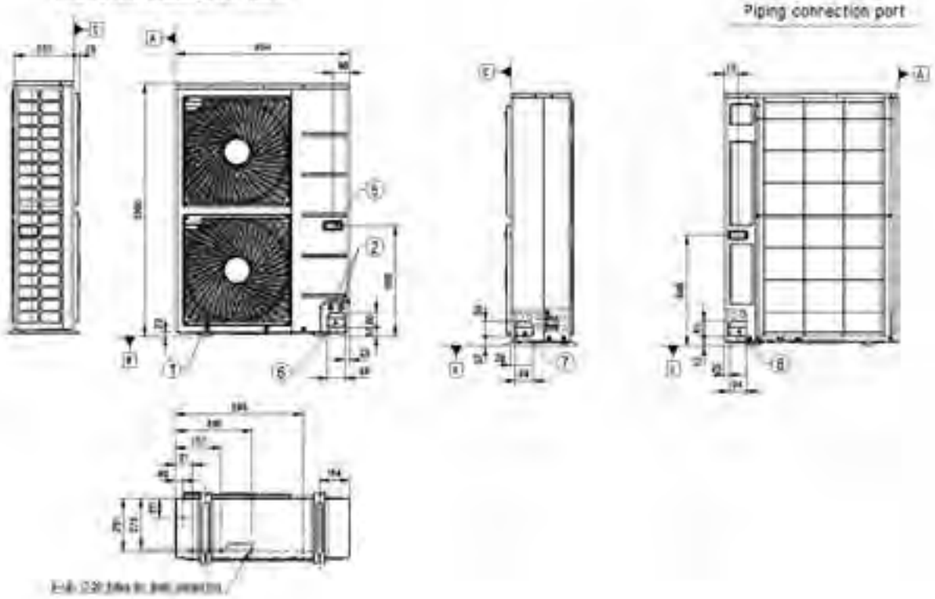

UNIVERSAL OUTDOOR

STANDARD INVERTER (R410A)

UU48W U32 / UU49W U32

(Unit : mm)

	PART NAME
1	Air Outlet
2	Power and Communication Cable Hole
3	Gas Pipe Connection
4	Liquid Pipe Connection
5	Handle
6	Pipe Routing Hole (Front)
7	Pipe Routing Hole (Side)
8	Pipe Routing Hole (Back)

3D View

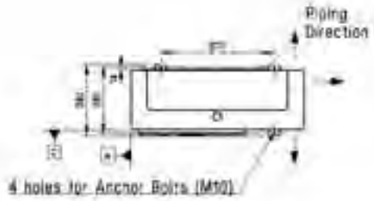

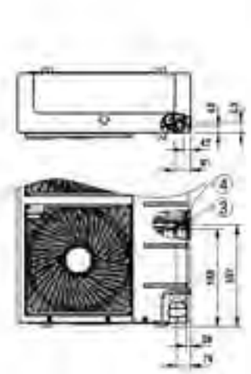

Piping connection port

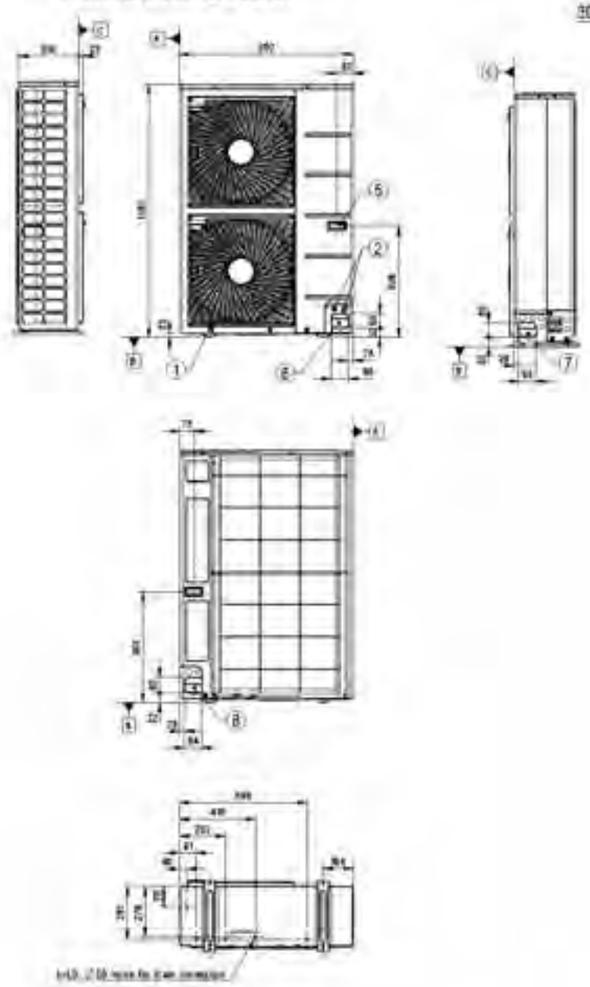

STANDARD INVERTER (R410A)

UU70W U34

	PART NAME
1	Air Outlet
2	Power and Communication Cable Hole
3	Gas Pipe Connection
4	Liquid Pipe Connection
5	Handle
6	High Pressure Hose (Front)
7	High Pressure Hose (Side)
8	High Pressure Hose (Back)

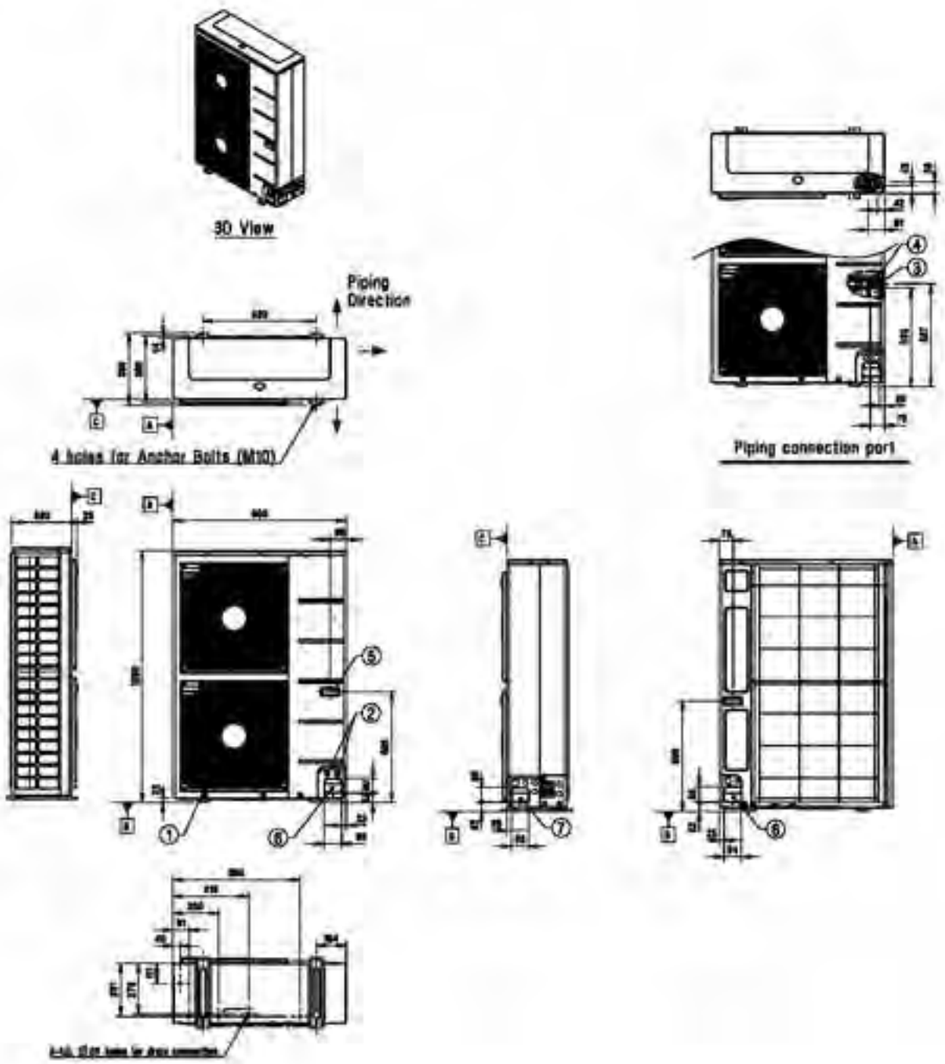

STANDARD INVERTER (R410A)

UU85W U74
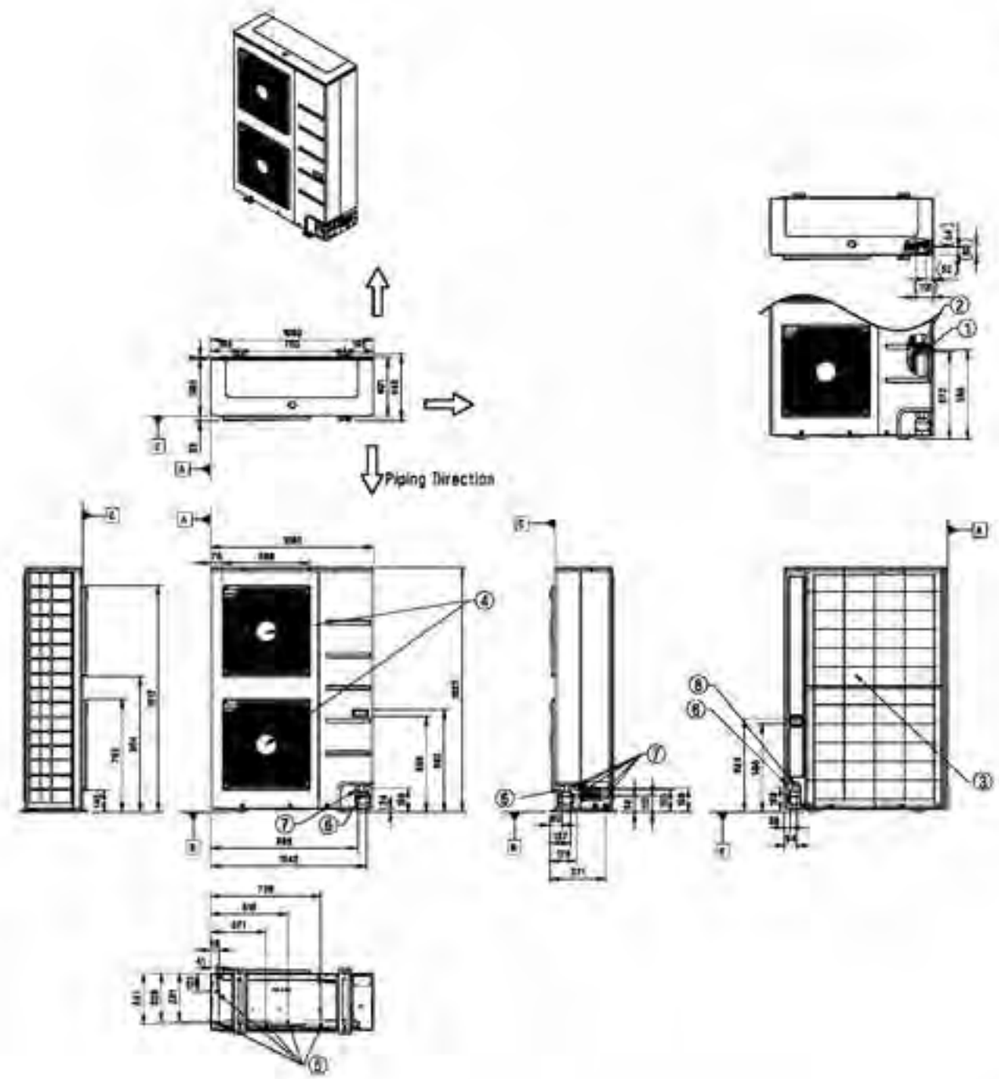
	PART NAME
1	Gas Pipe Connection
2	Liquid Pipe Connection
3	Air Inlet
4	Handle
5	Drain Hole (2)
6	Power and Communication Cable Hole
7	Power and Communication Cable Hole
8	Power and Communication Cable Hole