SINGLE SPLIT

FEATURE OVERVIEW

CATEGORY		H-INVERTER (R32)								
kBtu/h		9	12	18	24	30	36	42	48	60
kW		2.5	3.4	5.0	6.8	8.0	9.5	12.0	13.4	16.6
Supreme Energy Efficiency	BLDC Comp & Fan Motor	•	•	•	•	•	•	•	•	•
	Eximious Coils	•	•	•	•	•	•	•	•	•
	High Level SEER / SCOP	•	•	•	•	•	•	•	•	•
	Variable Voltage Control	•	•	•	•	•	•	•	•	•
	Wide Louver Fin	•	•	•	•	•	•	•	•	•
	Optimized Heat Exchanger Path			•	•	•	•	•	•	•
	Power Saving Start up	•	•	•	•	•	•	•	•	•
	Peak Current Control			•	•	•	•	•	•	•
	Mode Lock	•*	•*	•	•	•	•	•	•	•
	Standby Mode	•	•	•	•	•	•	•	•	•
Comfort Environment	Comfort Cooling with Humidity sensor**			•	•	•	•	•	•	•
	Night Silent Operation			•	•	•	•	•	•	•
	Continuous Cooling Operation	•	•	•	•	•	•	•	•	•
High Performance & Reliability	Quick & Reliable Operation	•	•	•	•	•	•	•	•	•
	R1 Compressor						•	•	•	•
	Corrosion resistance Black Fin	•	•	•	•	•	•	•	•	•
	Long Pipe Installation	•	•	•	•	•	•	•	•	•
Convenient Control System	LG ThinQ***	•	•	•	•	•	•	•	•	•
	Easy Control (RS-485 Connection)	•	•	•	•	•	•	•	•	•
	1 Point External Input****	•	•	•	•	•	•	•	•	•
	Forced Cooling Operation			•	•	•	•	•	•	•
	Mobile LG MV	•	•	•	•	•	•	•	•	•
	Weekly Program*****	•	•	•	•	•	•	•	•	•
Enhanced Application	Synchro Function									
	Connection with AHU			•	•	•	•	•	•	•

* With controller PREMTB001 / PREMTB01 / PREMTB100 / PREMTB010
** Available only for Ceiling Mounted cassette (840 x 840), Ceiling Suspended, Console models.
*** Available with LG Wi-Fi modem(PWFMDB200) and it should be connected to the indoor unit.
**** Available except for Wall Mounted Unit.
***** Weekly program is available with wired remote controller

FEATURE OVERVIEW

CATEGORY		STANDARD INVERTER (R32)									COMPACT INVERTER (R32)			
kBtu/h		9	12	18	24	30	36	42	48	60	18	24	30	36
kW		2.5	3.4	5.0	6.8	8.0	9.5	12.0	13.4	16.6	5.0	6.8	8.0	9.5
Supreme Energy Efficiency	BLDC Comp & Fan Motor	•	•	•	•	•	•	•	•	•	•	•	•	•
	Eximious Coils	•	•	•	•	•	•	•	•	•	•	•	•	•
	High Level SEER / SCOP	•	•	•	•	•	•	•	•	•	•	•	•	•
	Variable Voltage Control	•	•	•	•	•	•	•	•	•	•	•	•	•
	Wide Louver Fin	•	•	•	•	•	•	•	•	•	•	•	•	•
	Optimized Heat Exchanger Path			•	•	•	•	•	•	•		•	•	•
	Power Saving Start up	•	•	•	•	•	•	•	•	•	•	•	•	•
	Peak Current Control			•	•	•	•	•	•	•		•	•	•
	Mode Lock	•*	•*	•	•	•	•	•	•	•	•*	•	•	•
	Standby Mode	•	•	•	•	•	•	•	•	•	•	•	•	•
Comfort Environment	Comfort Cooling with Humidity sensor**	•	•	•	•	•	•	•	•	•	•	•	•	•
	Night Silent Operation			•	•	•	•	•	•	•		•	•	•
	Continuous Cooling Operation	•	•	•	•	•	•	•	•	•				
High Performance & Reliability	Quick & Reliable Operation	•	•	•	•	•	•	•	•	•	•	•	•	•
	R1 Compressor						•	•	•	•				
	Corrosion Resistance Black Fin	•	•	•	•	•	•	•	•	•	•	•	•	•
	Long Pipe Installation	•	•	•	•	•	•	•	•	•	•	•	•	•
Convenient Control System	LG ThinQ***	•	•	•	•	•	•	•	•	•	•	•	•	•
	Easy Control (RS-485 Connection)	•	•	•	•	•	•	•	•	•	•	•	•	•
	1 Point External Input****	•	•	•	•	•	•	•	•	•	•	•	•	•
	Forced Cooling Operation			•	•	•	•	•	•	•		•	•	•
	Mobile LG MV	•	•	•	•	•	•	•	•	•	•	•	•	•
	Weekly Program*****	•	•	•	•	•	•	•	•	•	•	•	•	•
Enhanced Application	Synchro Function						•	•	•	•				
	Connection with AHU			•	•	•	•	•	•	•		•	•	•

* With controller PREMTB001 / PREMTB01 / PREMTB100 / PREMTB010
** Available only for Ceiling Mounted cassette (840 x 840), Ceiling Suspended, Console models.
*** Available with LG Wi-Fi modem(PWFMDB200) and it should be connected to the indoor unit.
**** Available except for Wall Mounted Unit.
***** Weekly program is available with wired remote controller

Triple Line-up for On-site Customization

Customer has various options to select suitable model as desired condition.

H-INVERTER	STANDARD	COMPACT
High Performance	Wide Application	Compact Size

Total 32 Sets	Total 53 Sets	Total 16 Sets

Line-up	Description	9k (2.5kW)	12k (3.4kW)	19k (5.0kW)	24k (6.8kW)	30k (8.0kW)	36k (9.5kW)	42k (12.0kW)	48k (13.4kW)	60k (16.8kW)
H-INVERTER (R32) SEER	High Performance - Suitable for high quality functions - Maximum pipe length up to 85m* - Floor Detection Sensor (Default) - Wide Cooling operation range (-20°C ~ 52°C) & 100% Capacity at 48°C * - Wide Heating operation range (-25°C ~ 18°C) & 100% Capacity at -15°C *	UU91	UU91	UUC1	UU01/3					
STANDARD INVERTER (R32) SEER	Wide Commercial Applications - Suitable for wide commercial applications - Maximum pipe length up to 85m* Synchro Function over 26k Model (Max. 4 IDUs) - Wi-Fi Modem and Floor Detection Sensor (Option) - Wide Cooling operation range (-20°C ~ 52°C)* - Wide Heating operation range (-25°C ~ 18°C)*	UU91	UU91	UUC1	UU01/3					
COMPACT INVERTER (R32) SEER	Compact & Cost Effective - Suitable for busy environments and small shops - Very compact and easy to install - Maximum pipe length up to 50m* - Wi-Fi Modem and Floor Detection Sensor (Option) - Cooling operation range (-20°C ~ 50°C)* - Heating operation range (-15°C ~ 18°C)*		UU91	UU91	UUC1					

* This specification can be different as per each model or combination.

H-Inverter : High Performance with lower energy consumption

Energy Saving
SEER class : A+++ ~ A++

High heating capacity at low ambient condition
17% higher than standard

High cooling capacity at overload condition
7% higher than standard

* This specification can be different as per each model or combination.

Standard : Wide Application with diverse design range

Flexible Installation
Max pipe length up to 85m*

Wide Operation Range
Cooling (DB) : 20 ~ 52 °C*
Heating (WB) : -25 ~ 18 °C*

Energy Saving
SEER class : A+++ ~ A++

* This specification can be different as per each model or combination.

Compact : Maximize Space Utilization with Compact Size

Compact Size
Smaller Outdoor Unit

Energy Saving
SEER class : A+++ ~ A++

Flexible Installation
Max pipe length up to 50m*

* This specification can be different as per each model or combination.

Free Combination

Enables to increase LG SingleSplit Line-up from 45 sets to 101 sets with only 5 outdoor units.

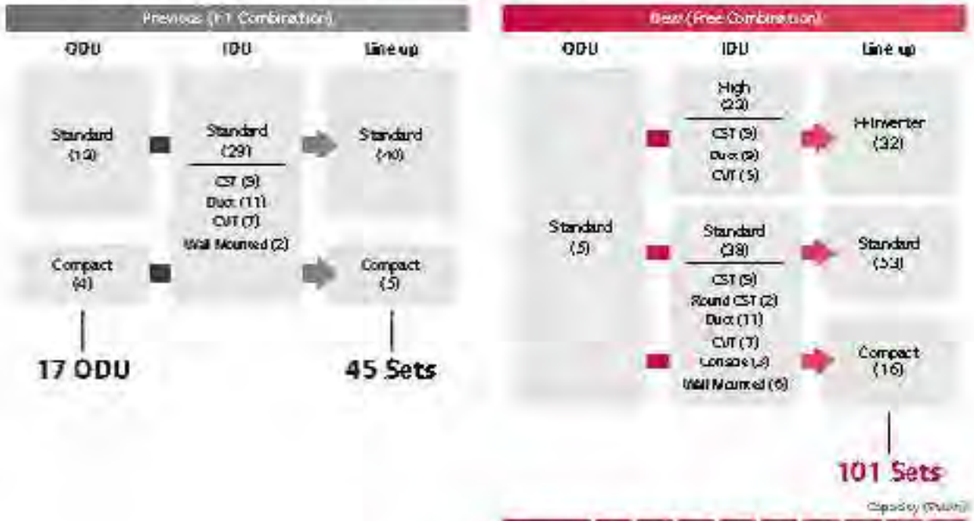

Capacity (Btu/h)

Line-up	9k	12k	18k	24k	30k	36k	42k	48k	60k
H-Inverter	UUA1		UUB1	UUC1			UUD1		
Standard							UUD2		
Compact			UUA1	UUB1	UUC1				

Differentiated Specification

LG Single split provide differentiated features (Performance / Installation / Convenience) by each product line.

Item		H-INVERTER High Performance	STANDARD Indecommercial applications	COMPACT Compact & Cost effective	15K Standard (Ref.)
Performance	SEER Class	A+++ ~ A+	A+++ ~ A+	A++ ~ A	A++ ~ A+
	Cooling Capacity* @48℃	112%	105%	89%	100%
	Heating Capacity* @-15℃	124%	107%	98%	100%
	Operation Range* (Cooling, DB)	-20 ~ 50 ℃		-10 ~ 48 ℃	-15 ~ 48 ℃
	Operation Range* (Heating, WB)	-20 ~ 18 ℃		-15 ~ 18 ℃	-18 ~ 18 ℃
Installation	Max. Pipe Length*	50 m		25 m	50 m
	Cooling Capacity* @50m	113%	109%	-	100%
	Drain Pump (Cassette)	●	●	●	●
	Drain Pump (Mid-static Duct)	●	Accessory	Accessory	Accessory
Convenience	Humidity Control (Cassette, Suspended, Console)	●	●	●	●
	Wi-Fi (cassette)	Accessory	Accessory	Accessory	Accessory
	Floor Detection (cassette)	Accessory	Accessory	Accessory	N/A
	Air purifying (cassette)	Accessory	Accessory	Accessory	N/A
	Human detection (cassette)	Accessory	Accessory	Accessory	Accessory
Others	Synchro Application	N/A	36k 1	N/A	36k 1
	AHU Comm. Kit Application	18k 1	18k 1	24k 1	18k 1

* Based on Indoor Unit data for 5.0kW model. (compared to 15K standard model)
※ This specification can be different as per each model or combination.

Expanded Product Type

LG Single split expands from double to triple line-up including various types of indoor units.

	kW	Type	2.5	3.4	5	6.8	8	9.5	12	13.4	16.5
	kBtu/h	Type	9	12	18	24	30	36	42	48	60
Outdoor Units		●		UUA1	UUB1	UUC1			UUD1 UUD2		
		●			UUA1	UUB1		UUC1			
Single Split – Ceiling Mounted Cassette		●	●	●	●	●	●	●	●	●	●
		●	●	●	●	●	●	●	●	●	●
		●			●	●	●	●			
Single Split – Round Cassette		●						●		●	
Single Split – Ceiling Concealed Duct – Mid Static		●		●	●	●	●	●	●	●	
		●			●	●	●	●	●	●	●
		●			●	●	●	●			
Single Split – Ceiling Concealed Duct – Low Static		●		●	●						
		●	●	●	●	●					
		●			●	●					
Single Split – Ceiling Suspended		●			●	●	●	●	●		
		●			●	●	●	●	●	●	●
		●			●	●	●	●			
Single Split – Console		●	●	●	●						
Single Split – Wall Mounted		●	●	●	●	●	●	●			
		●					●	●			

● H-Inverter / ● Standard / ● Compact

Premium Solution for Retail Ceiling Cassette

Maximizing Business, Minimizing Cost

Premium Design & Customer Oriented Functions

- Premium interior with brighter (white) panel suit your shop
- Customer oriented functions with intelligent functions (Direct/Indirect Mode)
- Uniform space cooling & heating by power cooling & heating mode

Energy Savings

- Low operation cost by High SEER products
- Adjust evaporating temperature by dual sensing (Humidity + Temperature)
- Various energy saving solutions (scheduling, energy monitoring and interlocking)
- Real-time energy monitoring

Ease of Operation and Maintenance

- Convenient control via smartphone
- Intuitive wired remote controller

Customized Solution for Office Ceiling Cassette

Supporting Efficiency with Fresh and Comfort Air

Comfortable Office Environment

- Human oriented air flow (Direct/Indirect/Refresh mode)
- Foot thermal comfort by floor temperature detection
- Powerful performance by power cooling & heating mode
- High ceiling operation such as lobbies and reception areas (Max. 5m)

Energy Savings

- Adjust evaporating temperature by dual sensing
- Low operation cost with High SEER products
- Auto on/off operation by human detection
- LG's smart central controller provides a variety of energy saving solutions (scheduling, interlocking, peak control and energy navigation)

Ease of Operation and Maintenance

- Convenient control via smartphone
- Easy maintenance by elevation grille
- Convenient diagnosis by black box function

Comfort Solution for Residential Ceiling Concealed Duct

Creating a Comfortable Home with Low Cost

Simple & low cost Installation for Entire House

- Cooling or heating for several rooms with one set of Ceiling Concealed Duct
- Easy control of air volume for each rooms by zone controller accessory
- Flexible installation by ESP* control

Energy Savings

- Low operation cost with High SEER product
- Various energy saving solutions (scheduling, energy monitoring and interlocking)

Ease of Operation

- Anytime, anywhere control via smartphone
- Intuitive wired remote controller

Optimized Solution for Technical Wall Mounted

Reliable and Efficient Technical Cooling

Reliability

- Continuous cooling operation at -20 ~ 52℃*
- Quick & Reliable operation with temperature & pressure control
- Round-the-clock cooling (24h, 365 days)
- Power cooling mode for peak time
- Duty operation via server room controller

Energy Savings

- Low operation cost by High SEER product
- Real-time energy monitoring

Ease of Operation and Maintenance

- Convenient control via remote controller or centralized control
- Immediate diagnosis via mobile LGMV
- Accurate diagnosis via black box function

SEER / SCOP

LG's advanced technologies achieve world-class energy efficiency.

SEER / SCOP class

kW	2.5	3.4	5.0	6.8	8.0	9.5	Average
SEER	7.0	6.8	7.6	8.5	7.8	7.6	7.6
	A++	A++	A++	A+++	A++	A++	A++
SCOP	4.0	4.0	4.4	4.8	4.8	4.5	4.4
	A+	A+	A+	A++	A++	A+	A+

※ These values are based in the H Inverter Ceiling Cassette model and can change based on the applied combination.

European Energy Labeling

	SEER	SCOP
A+++	SEER ≥ 8.5	SCOP 5.1
A++	6.1 ≤ SEER < 8.5	4.6 ≤ SCOP < 5.1
A+	5.6 ≤ SEER < 6.1	4.0 ≤ SCOP < 4.6
A	5.1 ≤ SEER < 5.6	3.4 ≤ SCOP < 4.0
B	4.6 ≤ SEER < 5.1	3.1 ≤ SCOP < 3.4
C	4.1 ≤ SEER < 4.6	2.8 ≤ SCOP < 3.1
D	3.6 ≤ SEER < 4.1	2.5 ≤ SCOP 2.8

※ Based on Ceiling Cassette (6.8 kW)

Energy Savings

LG commercial air conditioners will automatically alter the temperature of discharge air by controlling their refrigerant temperature based on the difference between the indoor temperature and the target indoor temperature. During cooling operation, evaporating temperature will increase if the temperature difference reduces. This allows for enhanced comfort and reduced energy consumption.

Comfortable Indoor Air

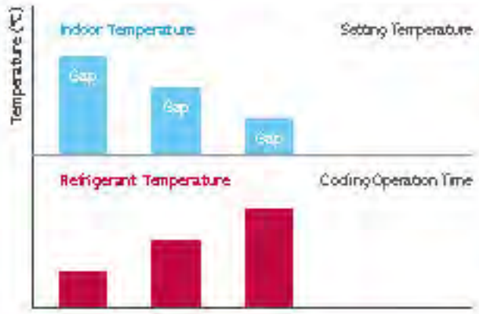

Energy Saving

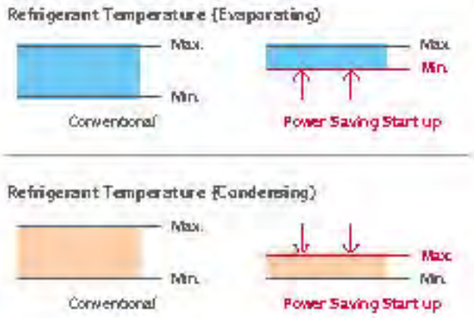

Peak Current Control

The peak current control function prevents the air conditioner from running at the maximum level while maintaining current system settings, in order to reduce energy consumption. This function helps minimize energy costs during the peak periods of energy use when the energy billing is much higher.

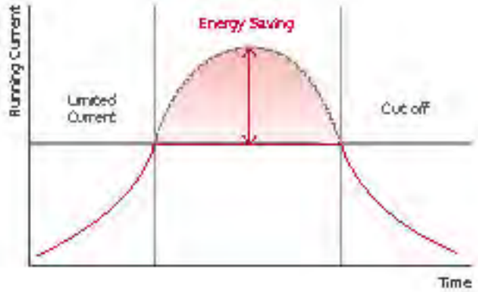

Mode Lock

Set the operation mode to either cooling-only or heating-only, either by adjusting the wired remote controller or setting the DIP switch to avoid combined use of cooling and heating. (Some models need wired remote controller for mode lock function according to feature overview table)

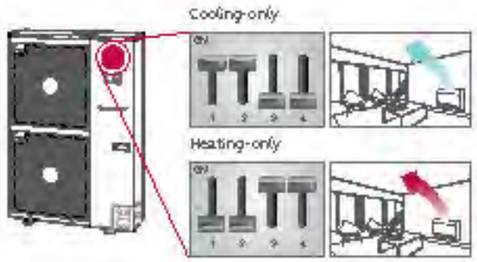

Comfort with Temperature & Humidity Sensors

With Dual Sensing Control, air conditioners can rapidly achieve a comfortable indoor environment for customers.

By sensing both temperature and humidity, this feature helps avoid over-cooling and dehumidification, maximizing comfort.

※ Comfort cooling apply to Ceiling Cassette, Ceiling Suspended, Console
It does not apply to small capacity cassette models (UT09FH, UT12FH, CT09F, CT12F, CT18F)

Dry Summer

During a dry summer season, the system senses the low humidity levels and decreases the operating ratio to increase humidity for a more comfortable environment and energy efficient operation.

- Uncomfortable Environment
  Excessive latent heat elimination regardless of humidity
- Waste Energy
  Eliminate latent heat unnecessarily

※ Humidity Condition : Low (< 30%), Standard (30~70%)
1) Indoor Condition 2) Evaporation Temperature

- Comfortable Environment
  By making the room less dry
- Increased Energy Efficiency
  Provide optimized cooling and save energy considering humidity

Wet Summer

During a wet summer season, the system senses the high humidity levels and increases the operating ratio to rapidly decrease humidity for a more comfortable indoor environment.

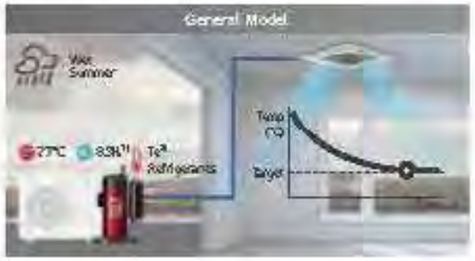

- Uncomfortable Environment
  General latent heat elimination regardless of humidity

1) Indoor Condition 2) Evaporation Temperature

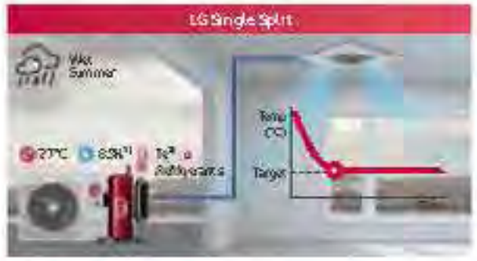

- Comfortable Environment
  Quick latent heat elimination with humidity sensors

Night Silent Operation

Night Silent Operation can reduce noise levels at night time by simply setting the dip switch on the PCB of the outdoor unit.

Continuous Cooling Operation

LG Single Split is able to perform continuous cooling at low ambient temperature. (as low as -15°C)

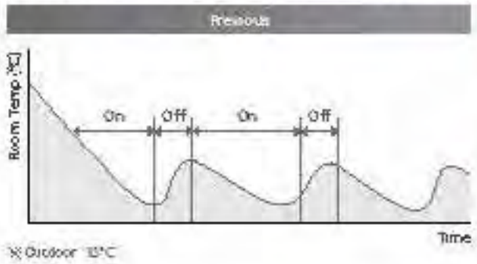

※ Outdoor 15°C

※ Outdoor 20°C

※ Based on a stand 36k model (before 2019)

※ Based on a stand 36k model (after 2019)

Quick & Reliable Operation

Through pressure and temperature sensing, the desired indoor temperature can be reached more rapidly.

- Quick response due to sensing with ready for operation.
- Target performance point is reached while avoiding compressor damage from liquid compression or oil shortage.

Temperature Sensor Only	Smart Sensor
Temperature Sensor	Temperature Sensor + Pressure Sensor
Sensing ▶ Estimating Pressure	Directly Sensing refrigerant pressure ▶ Operate Compressor
It takes more time / Lack of reliable	Quick and reliable operation

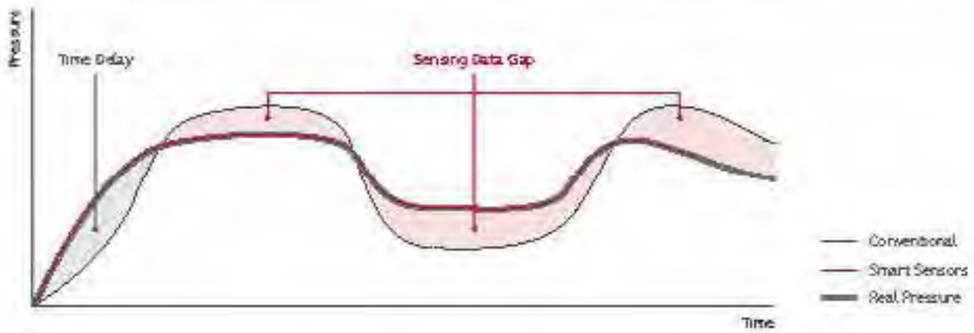

- With pressure sensing, the desired temperature is achieved in 30% less time in cooling and 44% in heating.

Cooling

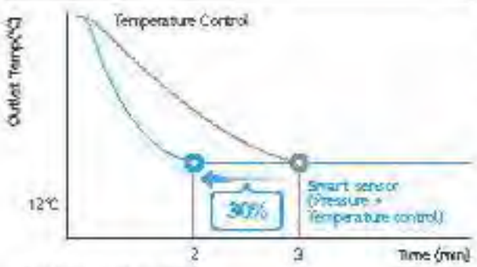

※ Based on internal test data.

Heating

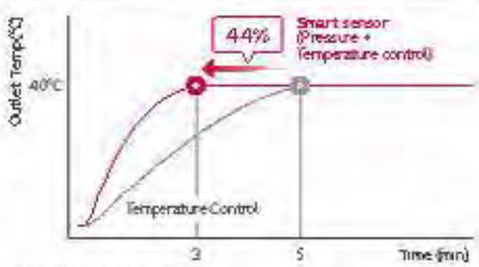

※ Based on internal test data.

R1 Compressor™

R1 Compressor is one that combines high-efficiency, low sound characteristics of the scroll and the simple compressing structure of the rotary compressor. This technology enables a highly efficient compact model.

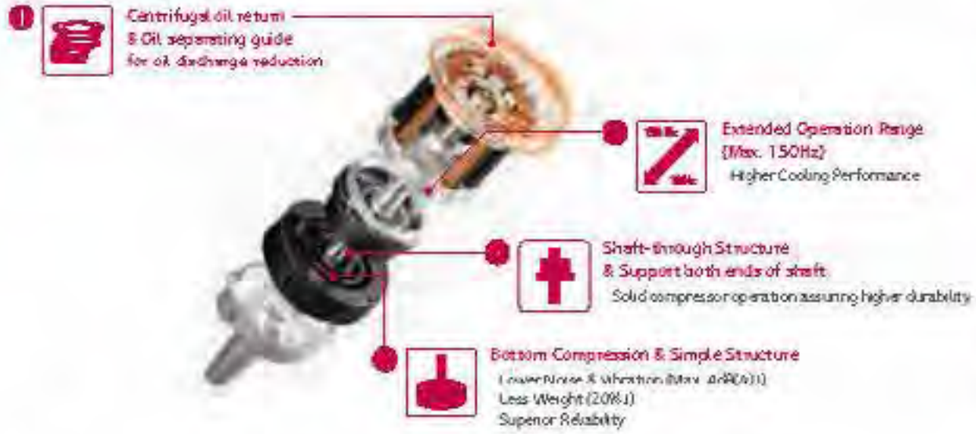

Conventional Compressor

Scroll
High efficiency / Low sound (Continuous compression, but complex structure)

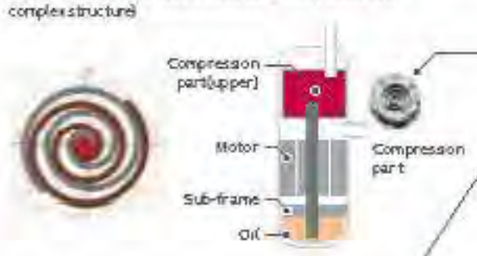

Rotary, Simple structure (Compression per 1 rotation)

R1 Compressor™

Revolutionary Scroll
High efficiency / Stable & Simple Structure

HIGH PERFORMANCE & RELIABILITY

Corrosion Resistance Black Fin

The black coating with enhanced epoxy resin is applied for strong protection from various corrosive external conditions such as salt contamination and air pollution including fumes from factories.

Longer Lifespan, Lower Maintenance Costs

※ Product is not fully treated for anti-corrosion.
To install near the sea, additional treatment must be required.

SST (Salt Spray Test)

Test Process

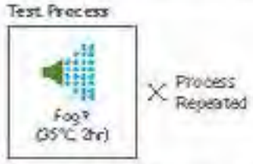

Test process is conducted according to ISO 9227.
1) Salty water concentration : NaCl aqueous solution (5%)

Test Result (5% Area of defects compared to initial)



CCT (Cyclic Corrosion Test)

Test Process

Test process is conducted according to ISO 14993.
1) Salty water concentration : NaCl aqueous solution (5%)
※ Dry condition changed : 60°C, 4hr → 70°C, 2hr
2) Deionized water

Test Result (5% Area of defects compared to initial)

Long Pipe Installation

Maximum pipe length up to 85m and elevation length up to 30m provides flexibility for various conditions and easy installation.

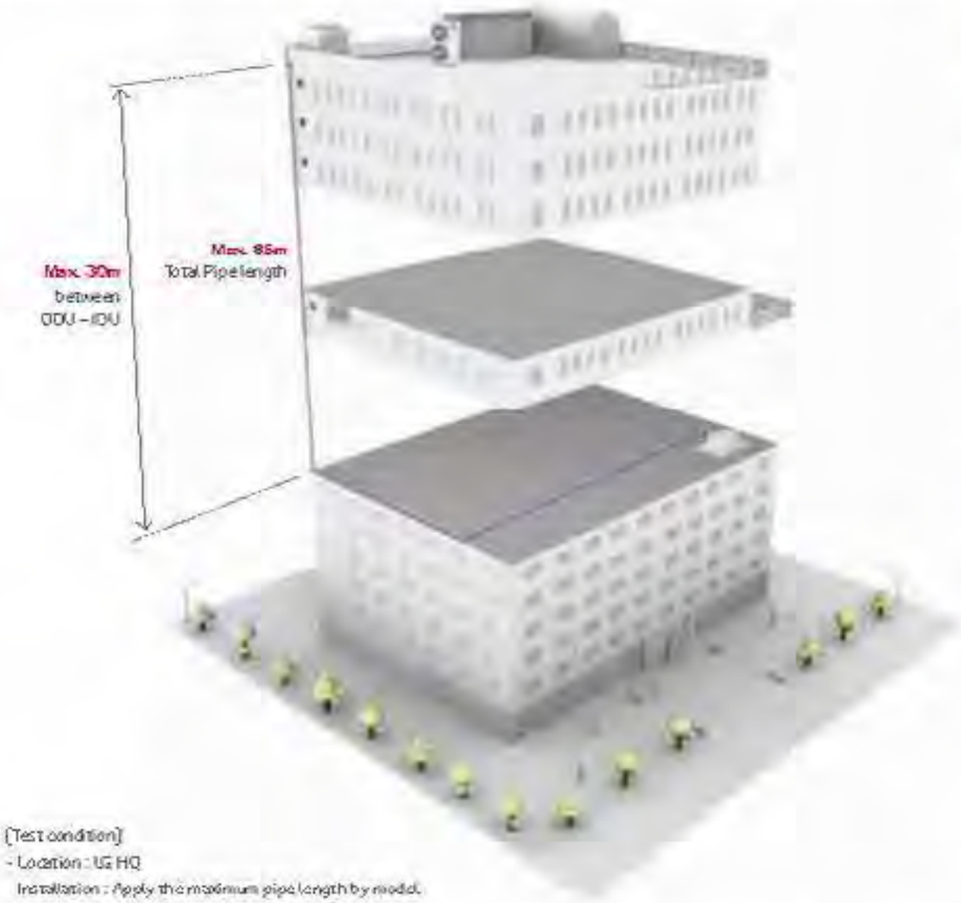

[Test condition]
- Location : LG HQ
  Installation : Apply the maximum pipe length by model.
- Period : 3 month (Checking oil level in real time)
- No use U-Trap

Model name	MA/A1	MU/B1	MA/C1	UU01 / UU03
Maximum pipe length	30 m	30 / 35* m	50 m	85 m
Maximum Height Difference (ODU-IDU)	15 m	30 m	30 m	30 m

* Compact 6.8 / 9.0kW

LG ThinQ™

Users can control air conditioners using Android or iOS-enabled smartphones and voice commands via Google assistant and Amazon's Alexa.

※ Search "LG ThinQ" on Google or Apple store then download the app
※ Wi-Fi modem (PWFMDD200) is required by option.

Access your air conditioner anytime and from anywhere

Simple operation for various functions

- Air Purify*
- On / Off*
- Mode Selection*
- Current temperature*
- Set temperature*
- Set fan speed*
- Vane Control

* This functions are used by google assistant.
※ In some countries, the use of the google assistant system may be restricted.
Launched country : Germany, UK, Ireland, Austria, Switzerland, France, Spain, Italy, Russia, Norway, Netherlands, Portugal, Turkey, Sweden, Denmark

Easy Control (Central Controller)

PI-485 is a gateway device that provides communication between LG Outdoor Units and LG central controllers such as ACP, AC Smart.

1 Point External Input (On / Off Control)

Indoor unit can be controlled by external devices without dry contact, so customers can save cost of installation.
Connection between an indoor unit and external devices directly

※ In case of needing more functions beside on / off control, a dry contact is required to be installed.

Forced Cooling Operation

This function allows the refrigerant to be recharged or pumped down, regardless of the indoor temperature. Note that this function can be used when indoor units are being moved or repaired.

Recharging

Pump Down

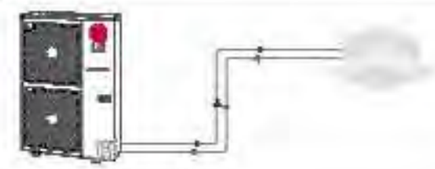

Mobile LGMV

LGMV(Monitoring View) helps engineers to inspect and monitor air conditioning unit easily.

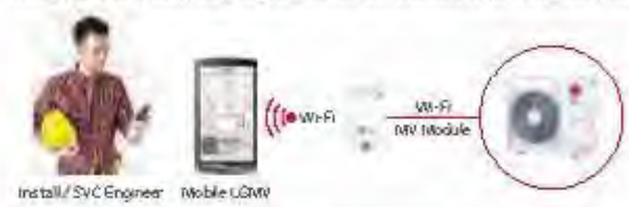

Error Indicator

	Contents
01	Air temperature sensor of indoor unit
02	Inlet pipe temperature sensor of indoor unit
03	Communication error Wired Remote Controller ↔ Indoor Unit
⋮	

A technician not only can check the cycle information with diagrams & graph, but also check easily the error status (Troubleshooting guide) and take action immediately.

※ Search "Mobile LGMV" on Google or Apple store then download the app
※ Wi-Fi modem (PWFMDD200) is required by option.

Synchro function

Maximum 4 indoor units can be combined by using a branch kit and setting dip switch for one outdoor unit. It can be easily applied to various sites.

※ Combination table

2 PMUB111A	3 PMUB1111A	4 PMUB11111A

Model	Duo		Trio		Quartet	
	Cassette	Duct	Cassette	Duct	Cassette	duct
UU01, UU03	CT18F x 2EA	CM18F x 2EA	CT12F x 3EA	CL12F x 3EA	CT12F x 4EA	CL12F x 4EA
	CT24F x 2EA	CM24F x 2EA	CT18F x 3EA	CM18F x 3EA	-	-
	UT30F x 2EA	UM30F x 2EA	-	-	-	-
Branch kit	PMUB111A		PMUB1111A		PMUB11111A	
Dip switch					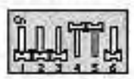	

Note
1. Possible indoor units : Single CAC indoor unit series
- Dry contact & Zone control & Auto changeover is not available which is connected with synchro.
- When using synchro operation
  Do not use wireless remote controller.
  Use only one wired remote controller in the indoor units.
  Some Central controllers and some functions of central controller can not be available with synchro operation.
2. Branch kits are required for operating Synchro models.

Connection with AHU

Single split can be connected to AHU using communication kit.

COMPLICATED | SIMPLE

Simple and space saving
Easy installation
Low maintenance cost

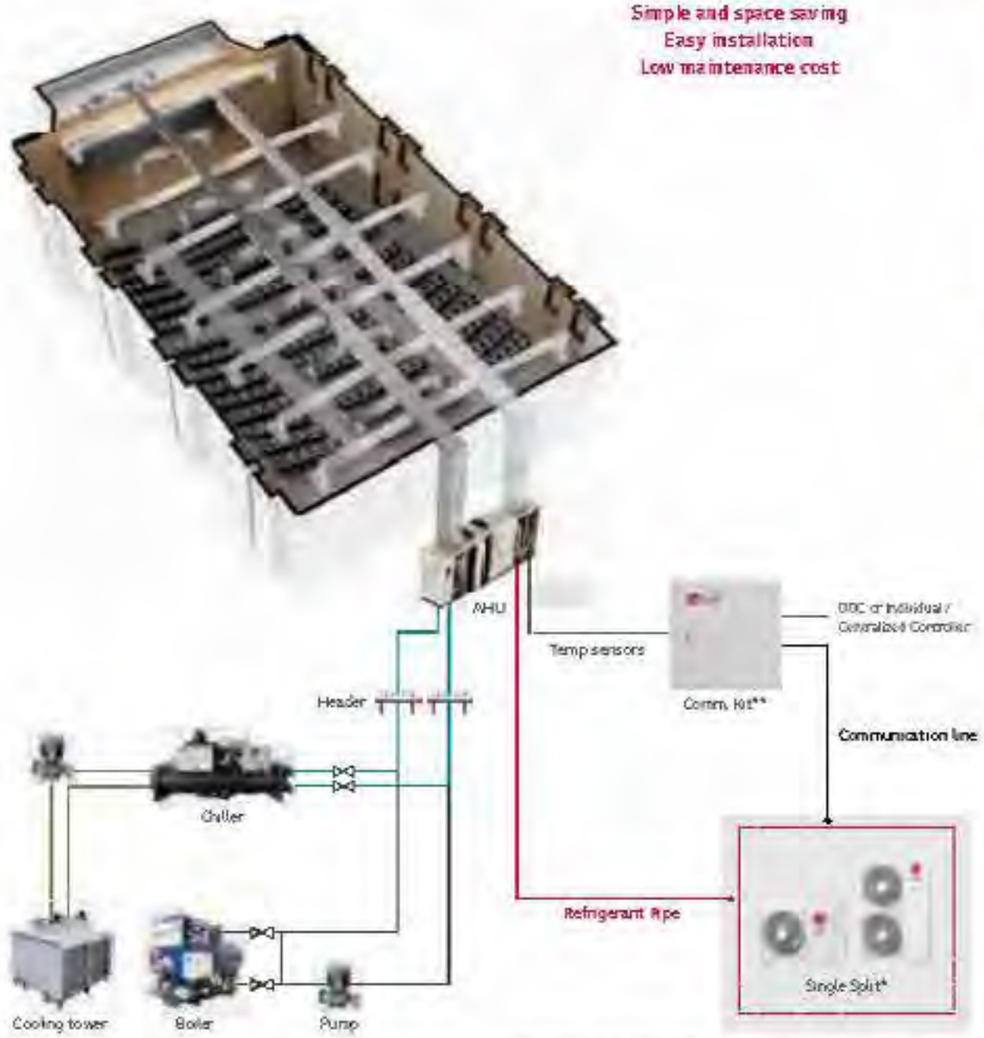

* The single model can be applied only to UU01, UU03.
** Model name of communication kit
SRAir temperature control : PRHCMR000
SRAir temperature control : PRHCMS000

Complicated piping work

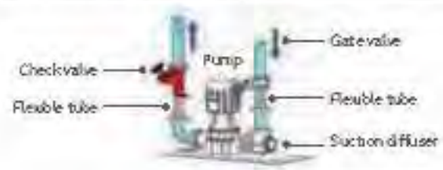

CEILING MOUNTED CASSETTE

4 Way air flow with new dual vane design

Innovative dual vane designs each of the best airflow over various spaces.

New types of wind solutions

Indirect Wind

Normal

Dual Vane

Direct Wind

Normal

Dual Vane

6 Air flow modes

Power Mode	Up / Down Swing	Smart Mode	Indirect Wind	Direct Wind	Refresh Mode
Fast and Quick	Fresh and Natural	Auto Vane Control	Indirect cooling & Heating	Suitable for High Ceiling	Provide high concentration

Brighter Color

Color enhancement allows cassette to blend in to most interior ceiling spaces.

Wide Design

Bigger inlet and outlet make faster cooling / heating airflow.

Full 3D Turbo Fan

Full 3D Turbo fan decreases air resistance, so it creates high efficiency and reduces noise level.

Turbo fan	Full 3D Turbo fan
	Power consumption 13W ↓, Noise 3dB(A) ↓

High Efficiency Heat Exchanger (HEX)

Highly integrated heat exchanger is applied to increase cooling and heating efficiency.

Normal HEX	High Efficient&S HEX

	Normal HEX	High Efficient&S HEX
Tube Column	12 Column	19 Column
Fin per Inch	21	22

※ This specification can be different as per each model.

Sensor reads temperature from ceiling to floor for heating

IDU provides the human oriented room temperature with sensing floor. And calculating by floor and ceiling temperature by thermopile sensor.

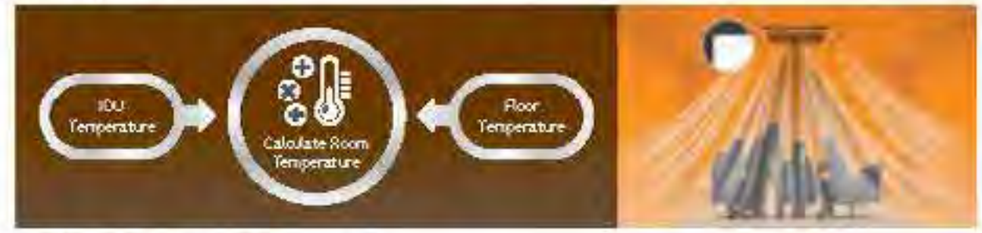

※ Available only for products with floor temperature sensor.

Human detecting Direct / Indirect airflow

Human sensing function finds users to provide their favorite airflow.

Comfort Indirect

Prevent airflow to heading to user by sensing.

Follow user Direct

Prefer air flow to heading to user by sensing.

Direct Wind

Warm wind can reach up to 5m with plenty air volume. (@ 0.5m/s)

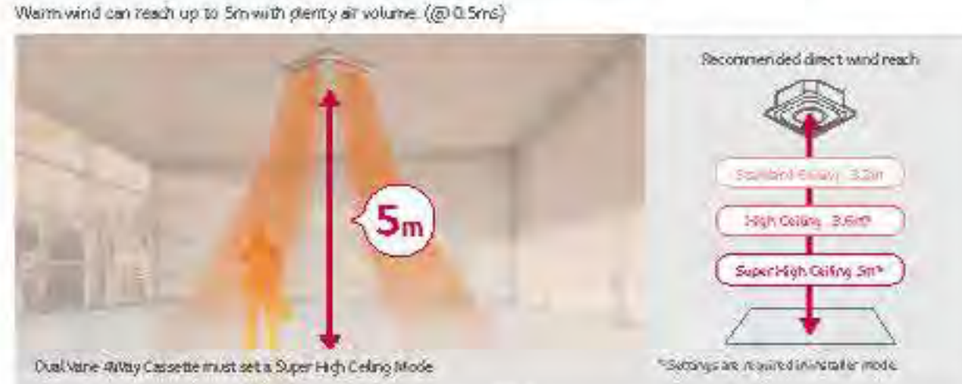

Human detecting On / Off Learning operation system

IDU senses people to switch On / Off for Max 54% power saving.

※ Source: Dual Wind Indoor Unit '19 Line up
※ Data: Based on actual test of LG single product 7 hours measurement result (Cooling 26 °C strong wind)

Various Display of Air Purification

Installed Wi-Fi leads unlimited boundary to control IDU and display Air Purification status

Smart indicator

Shows quality of indoor air in real time

Remote controller

Display Air status and
Fine Dust Concentration

Mobile

Whenever & Wherever
Check and Control Air status

Pairing LG ThinQ

Anywhere! Anytime! Can connect to IDU with LG ThinQ

① Monitoring Air status : Easy to check indoor air status
- Microfine dust / Ultra fine dust / Fine dust
- Day / Week / Month / Yearly

② Mobile Remote Control : Remote control by using mobile phone
- Control Mode / Temperature / Air flow etc

③ Display Power Consumption : Check power consumption of A/C
- Check energy display
- Set target energy consumption level

Convenient and Powerful Air purification

Easy to manage air purifying system with one-touch air cleaning filter

1) Electrical diffusion makes dust electrification

CAC certification?

The Korea Air Cleaning Association strictly tests the air cleaning function of air conditioner products and provide certification to the product that give credibility to consumers.

The Korea Air Cleaning Association

Air Purification Technology

5-Steps air cleaning process removes invisible, ultra fine dust, odor and germs to ensure a clean and healthy living environment.

1st Step	2nd Step	3rd Step	4th Step	5th Step
Pre Filter	Anion Emission	PM1.0 Filter	Deodorization Filter	Ionizer
Multi layer structure removes particle 2.5 times higher efficiency than general pre filters and particle is reduced by 40% 1	Anion increases the electrostatic force of particle & this improves filter's collecting efficiency	Removes up to 99% of Fine particle to ultrafine particle (Able to remove PM 1.0)	High efficiency gas adsorption technology removes the odor & harmful gases	Deactivate bacteria and virus that cause food poisoning and pneumonia

H INVERTER (R32)

UT09FH / UT12FH / UT18FH

UUA1 UL0 UUB1 U20

LG participates in the SCP programme for EUROVENT AC program.
Check on going validity of certification
: www.eurovent-certification.com

COMBINATION				9	12	18
Capacity	Cooling	Min / Rated / Max.	kW	1.6 / 2.5 / 4.0	1.6 / 3.4 / 4.8	2.0 / 5.0 / 6.0
	Heating	Min / Rated / Max.	kW	1.7 / 3.2 / 4.5	1.7 / 4.1 / 5.8	2.3 / 5.8 / 7.0
Power Input(Sol)	Cooling	Min / Rated / Max.	kW	0.32 / 0.61 / 0.86	0.32 / 0.97 / 1.78	0.30 / 1.23 / 1.65
	Heating	Min / Rated / Max.	kW	0.32 / 0.75 / 1.06	0.32 / 1.03 / 1.87	0.30 / 1.47 / 1.98
Running Current	Cooling	Rated	A	2.7	4.3	7.2
	Heating	Rated	A	3.3	4.6	7.7
SEER / ODP			kWh/kWh	4.10 / 4.30	3.50 / 4.00	4.00 / 3.95
SCOP / SCOP			kWh/kWh	7.0 / 4.0	6.8 / 4.0	7.6 / 4.4
Pdesign	Cooling @35°C		kW	2.5	3.4	5.0
	Heating @ 10°C		kW	2.8	3.8	4.1
Seasonal Energy Label	Cooling / Heating			A++ / A+	A++ / A+	A++ / A+
Annual Energy Consumption	Cooling / Heating		kWh	125 / 980	175 / 980	230 / 1,305
Dehumidification Rate			l/h	0.1	0.8	1.9
ODU Sound Pressure Level	Cooling / Heating	Rated	dB(A)	49 / 52	49 / 52	47 / 52
ODU Sound Power Level	Cooling	Rated	dB(A)	65	65	65
Piping Connections	Liquid		mm (inch)	Ø6.35 (1/4)	Ø6.35 (1/4)	Ø6.35 (1/4)
	Gas		mm (inch)	Ø9.52 (3/8)	Ø9.52 (3/8)	Ø12.7 (1/2)
	Connections Method			Flared	Flared	Flared
Operation Range (Outdoor)	Cooling	Min. / Max.	°C	15 / 50	15 / 50	15 / 50
	Heating	Min. / Max.	°C	-20 / 18	-20 / 18	-20 / 18
INDOOR				**UT09FH NX0**	**UT12FH NX0**	**UT18FH NX0**
Power Supply			Ø / V / Hz	1 / 220~240 / 50	1 / 220~240 / 50	1 / 220~240 / 50
Power Input(IDU)		H / M / L	W	30 / 26 / 22	30 / 26 / 22	33 / 26 / 22
Air Flow Rate		H / M / L	m³/min	11.0 / 10.0 / 9.3	11.0 / 10.0 / 9.3	17.0 / 15.5 / 14.0
Dimensions	Body	W x H x D	mm	570 x 256 x 570	570 x 256 x 570	840 x 204 x 840
Weight	Body		kg	13.8	13.9	21.1
Sound Pressure Level	Cooling	H / M / L	dB(A)	41 / 29 / 27	41 / 29 / 27	37 / 34 / 31
Sound Power Level	Cooling	Max.	dB(A)	54	54	52
Piping Connections	Drain	O.D. / I.D.	mm	Ø32.0 / 25.0	Ø32.0 / 25.0	Ø32.0 / 25.0
	Model Name			PT-QNGW0	PT-QNGW0	PT-RFGW0
Recommended Decoration Panel*	Color			White	White	White
	Dimensions	Body	mm	620 x 54 x 620	620 x 54 x 620	950 x 35 x 950
	Weight	Body	kg	3.0	3.0	7.5
OUTDOOR				**UUA1 UL0**	**UUB1 U20**	
Power Supply			Ø / V / Hz	1 / 220~240 / 50	1 / 220~240 / 50	
Circuit Breaker		Min.	A	15	20	
Power Supply Cable (Includes Earth)			No x mm²	3C x 1.5	3C x 2.5	
Dimensions	Net	W x H x D	mm	770 x 343 x 288	870 x 655 x 320	
Weight	Net		kg	20.5	44.5	
Compressor	Type			Twin Rotary	Twin Rotary	
Refrigerant	Type			R32	R32	
	GWP (Global Warming Potential)			675	675	
	Precharged Amount		kg	1.0	1.2	
	TCO2Eq			0.68	0.81	
	Additional Charge (After 7.5m)		g/m	20	20	
Fan	Air Flow Rate	Rated	m³/min x No.	38 x 1	50 x 1	
Total Piping Length		Min. / Max.	m	5 / 30	5 / 30	
Piping Elevation	IDU - ODU	Max.	m	30	30	

* Decoration panel can be selected as an optional accessory.
Note :
1. Due to our policy of innovation some specifications may be changed without notification.
2. Performances are based on the following conditions (It is accordance with EN14511)
   Cooling : Indoor Ambient Temp 27°C DB / 19°C WB, Outdoor Ambient Temp 35°C DB / 24°C WB
   Heating : Indoor Ambient Temp 20°C DB / 15°C WB, Outdoor Ambient Temp 7°C DB / 6°C WB
   Interconnected Pipe is standard length and difference of Elevation (Outdoor - Indoor Unit) is 0m.
3. Sound Level Values are measured at Noise Measuring chamber accordance with standard. Therefore, these values depend on the ambient conditions and values are normally higher in actual operation.
4. This product contains fluorinated greenhouse gases (F-Gas)

H INVERTER (R32)

UT24FH / UT30FH

UUC1 U40

LG participates in the SCP programme for EUROVENT AC program.
Check on going validity of certification
: www.eurovent-certification.com

COMBINATION				24	30
Capacity	Cooling	Min / Rated / Max.	kW	2.7 / 6.8 / 8.3	3.2 / 8.0 / 9.5
	Heating	Min / Rated / Max.	kW	3.2 / 7.9 / 9.9	3.6 / 9.0 / 10.7
Power Input(Sol)	Cooling	Min / Rated / Max.	kW	0.50 / 1.66 / 2.31	0.40 / 2.11 / 2.82
	Heating	Min / Rated / Max.	kW	0.40 / 1.76 / 2.33	0.40 / 2.14 / 2.90
Running Current	Cooling	Rated	A	7.4	9.4
	Heating	Rated	A	7.8	9.5
SEER / ODP			kWh/kWh	4.10 / 4.43	3.77 / 4.20
SCOP / SCOP			kWh/kWh	8.5 / 4.8	7.6 / 4.3
Pdesign	Cooling @35°C		kW	6.8	8
	Heating @ 10°C		kW	5.5	7.1
Seasonal Energy Label	Cooling / Heating			A+++ / A++	A++ / A++
Annual Energy Consumption	Cooling / Heating		kWh	280 / 1,604	359 / 1,604
Dehumidification Rate			l/h	1.7	2.7
ODU Sound Pressure Level	Cooling / Heating	Rated	dB(A)	48 / 52	50 / 52
ODU Sound Power Level	Cooling	Rated	dB(A)	65	66
Piping Connections	Liquid		mm (inch)	Ø9.52 (3/8)	Ø9.52 (3/8)
	Gas		mm (inch)	Ø15.88 (5/8)	Ø15.88 (5/8)
	Connections Method			Flared	Flared
Operation Range (Outdoor)	Cooling	Min. / Max.	°C	-20 / 50	-20 / 50
	Heating	Min. / Max.	°C	-20 / 18	-20 / 18
INDOOR				**UT24FH NX0**	**UT30FH NX0**
Power Supply			Ø / V / Hz	1 / 220~240 / 50	1 / 220~240 / 50
Power Input(IDU)		H / M / L	W	43 / 35 / 28	43 / 35 / 28
Air Flow Rate		H / M / L	m³/min	23.8 / 21.4 / 19.0	23.8 / 21.4 / 19.0
Dimensions	Body	W x H x D	mm	840 x 288 x 840	840 x 288 x 840
Weight	Body		kg	25.3	25.3
Sound Pressure Level	Cooling	H / M / L	dB(A)	42 / 41 / 40	42 / 41 / 40
Sound Power Level	Cooling	Max.	dB(A)	56	56
Piping Connections	Drain	O.D. / I.D.	mm	Ø32.0 / 25.0	Ø32.0 / 25.0
	Model Name			PT-RFGW0	PT-RFGW0
Recommended Decoration Panel*	Color			White	White
	Dimensions	Body	mm	950 x 35 x 950	950 x 35 x 950
	Weight	Body	kg	7.5	7.5
OUTDOOR				**UUC1 U40**	
Power Supply			Ø / V / Hz	1 / 220~240 / 50	
Circuit Breaker		Min.	A	25	
Power Supply Cable (Included Earth)			No x mm²	3C x 2.5	
Dimensions	Net	W x H x D	mm	930 x 834 x 330	
Weight	Net		kg	57.7	
Compressor	Type			Twin Rotary	
Refrigerant	Type			R32	
	GWP (Global Warming Potential)			675	
	Precharged Amount		kg	1.9	
	TCO2Eq			1.283	
	Additional Charge (After 7.5m)		g/m	40	
Fan	Air Flow Rate	Rated	m³/min x No.	58 x 1	
Total Piping Length		Min. / Max.	m	5 / 30	
Piping Elevation	IDU - ODU	Max.	m	30	

* Decoration panel can be selected as an optional accessory.
Note :
1. Due to our policy of innovation some specifications may be changed without notification.
2. Performances are based on the following conditions (It is accordance with EN14511)
   Cooling : Indoor Ambient Temp 27°C DB / 19°C WB, Outdoor Ambient Temp 35°C DB / 24°C WB
   Heating : Indoor Ambient Temp 20°C DB / 15°C WB, Outdoor Ambient Temp 7°C DB / 6°C WB
   Interconnected Pipe is standard length and difference of Elevation (Outdoor - Indoor Unit) is 0m.
3. Sound Level Values are measured at Noise Measuring chamber accordance with standard. Therefore, these values depend on the ambient conditions and values are normally higher in actual operation.
4. This product contains fluorinated greenhouse gases (F-Gas)

H INVERTER (R32)

UT36FH / UT42FH / UT48FH / UT60FH

UUD1 U30



LG participates in the ECP programme for EUROVENT AC program.
Check ongoing validity of certification
: www.eurovent-certification.com

COMBINATION				36	42	48	60
Capacity	Cooling	Min / Rated / Max.	kW	3.8 / 9.5 / 12.8	4.8 / 12.1 / 14.5	5.4 / 13.4 / 16.1	6.0 / 15.0 / 16.2
	Heating	Min / Rated / Max.	kW	4.3 / 10.8 / 12.7	5.4 / 13.5 / 16.2	6.3 / 15.5 / 17.8	7.0 / 17.5 / 19.3
Power Input(Set)	Cooling	Min / Rated / Max.	kW	0.40 / 2.15 / 3.23	0.60 / 3.14 / 4.24	0.60 / 3.83 / 5.17	0.90 / 4.65 / 5.23
	Heating	Min / Rated / Max.	kW	0.30 / 2.40 / 3.36	0.70 / 3.29 / 4.28	0.80 / 4.18 / 5.24	1.10 / 5.28 / 6.19
Running Current	Cooling	Rated	A	9.6	13.8	16.9	20.5
	Heating	Rated	A	10.4	14.4	18.3	23.6
EER / COP			kWh/kWh	4.42 / 4.50	3.85 / 4.10	3.50 / 3.71	3.20 / 3.25
SEER / SCOP			kWh/kWh	7.6 / 4.5	7.4 / 4.5	6.8 / 4.5	6.6 / 4.5
Pdesign	Cooling @35°C		kW	9.5	12.1	13.4	15
	Heating @-10°C		kW	9.5	9.5	9.5	9.5
Seasonal Energy Label	Cooling / Heating			A++ / A+	/	/	/
Annual Energy Consumption	Cooling / Heating		kWh	437 / 2,936	981 / 2,936	1,182 / 2,936	1,384 / 2,936
Dehumidification Rate			l/h	3.6	4.8	5.3	6.9
ODU Sound Pressure Level	Cooling / Heating	Rated	dB(A)	50 / 50	51 / 52	52 / 53	54 / 54
ODU Sound Power Level	Cooling	Rated	dB(A)	[illegible]	[illegible]	[illegible]	71
Piping Connections	Liquid		mm (inch)	Ø9.52(3/8)	Ø9.52(3/8)	Ø9.52(3/8)	Ø9.52(3/8)
	Gas		mm (inch)	Ø15.88(5/8)	Ø15.88(5/8)	Ø15.88(5/8)	Ø15.88(5/8)
	Connections Method			Flared	Flared	Flared	Flared
Operation Range (Outdoor)	Cooling	Min / Max	°C	20 / 52	20 / 52	20 / 52	20 / 52
	Heating	Min / Max	°C	23 / 18	23 / 18	23 / 18	23 / 18
INDOOR				UT36FH NA0	UT42FH NA0	UT48FH NA0	UT60FH NA0
Power Supply			Ø / V / Hz	1 / 220-240 / 50	1 / 220-240 / 50	1 / 220-240 / 50	1 / 220-240 / 50
Power Input(IDU)		H / M / L	W	70 / 39 / 30	70 / 39 / 30	81 / 60 / 30	81 / 60 / 30
Air Flow Rate		H / M / L	m³/min	28 / 25 / 23	28 / 25 / 23	30 / 27 / 24	30 / 27 / 24
Dimensions	Body	W x H x D	mm	840 x 288 x 840	840 x 288 x 840	840 x 288 x 840	840 x 288 x 840
Weight	Body		kg	27.2	27.2	27.2	27.2
Sound Pressure Level	Cooling	H / M / L	dB(A)	44 / 42 / 41	44 / 42 / 41	45 / 42 / 41	45 / 42 / 41
Sound Power Level	Cooling	Max	dB(A)	59	59	61	61
Piping Connections	Drain	O.D. / I.D.	mm	Ø32.0 / 25.0	Ø32.0 / 25.0	Ø32.0 / 25.0	Ø32.0 / 25.0
Recommended Decoration Panel*	Model Name			PT-AFGW0	PT-AFGW0	PT-AFGW0	PT-AFGW0
	Color			White	White	White	White
	Dimensions	Body	mm	950 x 35 x 950	950 x 35 x 950	950 x 35 x 950	950 x 35 x 950
	Weight	Body	kg	7.5	7.5	7.5	7.5
OUTDOOR				UUD1 U30			
Power Supply			Ø / V / Hz	1 / 220-240 / 50			
Circuit Breaker		Min.	A	40			
Power Supply Cable (Included Earth)			No x mm²	3C x 6.0			
Dimensions	Net	W x H x D	mm	950 x 1,380 x 330			
Weight	Net		kg	95.0			
Compressor	Type			Inverter Scroll			
Refrigerant	Type			R32			
	GWP (Global Warming Potential)			675			
	Precharged Amount		kg	3.0			
	t-CO2 eq			2.025			
	Additional Charge (After 7.5m)		g/m	40			
Fan	Air Flow Rate	Rated	m³/min x No.	55 x 2			
Total Piping Length		Min / Max	m	5 / 85			
Piping Elevation	IDU - ODU	Max	m	30			

* Decoration panel can be selected as an optional accessory
Note :
1. Due to our policy of innovation some specifications may be changed without notification.
2. Performances are based on the following conditions (It is accordance with EN14511)
   Cooling : Indoor Ambient Temp 27°C DB / 19°C WB, Outdoor Ambient Temp 35°C DB / 24°C WB
   Heating : Indoor Ambient Temp 20°C DB / 15°C WB, Outdoor Ambient Temp 7°C DB / 6°C WB
   Interconnected Pipe is standard length and difference of Elevation (Outdoor - Indoor Unit) is 0m.
3. Sound Level Values are measured at Noise Measuring chamber accordance with standard. Therefore, these values depend on the ambient conditions and values are normally higher in actual operation.
4. This product contains fluorinated greenhouse gases. (R32)

CEILING MOUNTED CASSETTE

H INVERTER (R32)

UT36FH / UT42FH / UT48FH / UT60FH

UUD3 U30



LG participates in the ECP programme for EUROVENT AC program.
Check ongoing validity of certification
: www.eurovent-certification.com

COMBINATION				36	42	48	60
Capacity	Cooling	Min / Rated / Max.	kW	3.8 / 9.5 / 12.8	4.8 / 12.1 / 14.5	5.4 / 13.4 / 16.1	6.0 / 15.0 / 16.2
	Heating	Min / Rated / Max.	kW	4.3 / 10.8 / 12.7	5.4 / 13.5 / 16.2	6.2 / 15.5 / 17.8	7.0 / 17.5 / 19.3
Power Input(Set)	Cooling	Min / Rated / Max.	kW	0.40 / 2.15 / 3.23	0.60 / 3.14 / 4.24	0.60 / 3.83 / 5.17	0.90 / 4.65 / 5.23
	Heating	Min / Rated / Max.	kW	0.30 / 2.40 / 3.36	0.70 / 3.29 / 4.28	0.80 / 4.18 / 5.24	1.10 / 5.28 / 6.19
Running Current	Cooling	Rated	A	3.6	4.8	6.0	7.3
	Heating	Rated	A	3.8	5.1	6.3	8.2
EER / COP			kWh/kWh	4.42 / 4.50	3.85 / 4.10	3.50 / 3.71	3.20 / 3.25
SEER / SCOP			kWh/kWh	7.6 / 4.5	7.4 / 4.5	6.8 / 4.5	6.6 / 4.5
Pdesign	Cooling @35°C		kW	9.5	12.1	13.4	15
	Heating @-10°C		kW	9.5	9.5	9.5	9.5
Seasonal Energy Label	Cooling / Heating			A++ / A+	/	/	/
Annual Energy Consumption	Cooling / Heating		kWh	437 / 2,936	981 / 2,936	1,182 / 2,936	1,384 / 2,936
Dehumidification Rate			l/h	3.6	4.8	5.3	6.9
ODU Sound Pressure Level	Cooling / Heating	Rated	dB(A)	50 / 50	51 / 52	52 / 53	54 / 54
ODU Sound Power Level	Cooling	Rated	dB(A)	[illegible]	[illegible]	[illegible]	71
Piping Connections	Liquid		mm (inch)	Ø9.52(3/8)	Ø9.52(3/8)	Ø9.52(3/8)	Ø9.52(3/8)
	Gas		mm (inch)	Ø15.88(5/8)	Ø15.88(5/8)	Ø15.88(5/8)	Ø15.88(5/8)
	Connections Method			Flared	Flared	Flared	Flared
Operation Range (Outdoor)	Cooling	Min / Max	°C	20 / 52	20 / 52	20 / 52	20 / 52
	Heating	Min / Max	°C	23 / 18	23 / 18	23 / 18	23 / 18
INDOOR				UT36FH NA0	UT42FH NA0	UT48FH NA0	UT60FH NA0
Power Supply			Ø / V / Hz	1 / 220-240 / 50	1 / 220-240 / 50	1 / 220-240 / 50	1 / 220-240 / 50
Power Input(IDU)		H / M / L	W	70 / 39 / 30	70 / 39 / 30	81 / 60 / 30	81 / 60 / 30
Air Flow Rate		H / M / L	m³/min	28 / 25 / 23	28 / 25 / 23	30 / 27 / 24	30 / 27 / 24
Dimensions	Body	W x H x D	mm	840 x 288 x 840	840 x 288 x 840	840 x 288 x 840	840 x 288 x 840
Weight	Body		kg	27.2	27.2	27.2	27.2
Sound Pressure Level	Cooling	H / M / L	dB(A)	44 / 42 / 41	44 / 42 / 41	45 / 42 / 41	45 / 42 / 41
Sound Power Level	Cooling	Max	dB(A)	59	59	61	61
Piping Connections	Drain	O.D. / I.D.	mm	Ø32.0 / 25.0	Ø32.0 / 25.0	Ø32.0 / 25.0	Ø32.0 / 25.0
Recommended Decoration Panel*	Model Name			PT-AFGW0	PT-AFGW0	PT-AFGW0	PT-AFGW0
	Color			White	White	White	White
	Dimensions	Body	mm	950 x 35 x 950	950 x 35 x 950	950 x 35 x 950	950 x 35 x 950
	Weight	Body	kg	7.5	7.5	7.5	7.5
OUTDOOR				UUD3 U30			
Power Supply			Ø / V / Hz	3 / 380-415 / 50			
Circuit Breaker		Min.	A	20			
Power Supply Cable (Included Earth)			No x mm²	5C x 2.5			
Dimensions	Net	W x H x D	mm	950 x 1,380 x 330			
Weight	Net		kg	95			
Compressor	Type			Inverter Scroll			
Refrigerant	Type			R32			
	GWP (Global Warming Potential)			675			
	Precharged Amount		kg	3.0			
	t-CO2 eq			2.025			
	Additional Charge (After 7.5m)		g/m	40			
Fan	Air Flow Rate	Rated	m³/min x No.	55 x 2			
Total Piping Length		Min / Max	m	5 / 85			
Piping Elevation	IDU - ODU	Max	m	30			

* Decoration panel can be selected as an optional accessory
Note :
1. Due to our policy of innovation some specifications may be changed without notification.
2. Performances are based on the following conditions (It is accordance with EN14511)
   Cooling : Indoor Ambient Temp 27°C DB / 19°C WB, Outdoor Ambient Temp 35°C DB / 24°C WB
   Heating : Indoor Ambient Temp 20°C DB / 15°C WB, Outdoor Ambient Temp 7°C DB / 6°C WB
   Interconnected Pipe is standard length and difference of Elevation (Outdoor - Indoor Unit) is 0m.
3. Sound Level Values are measured at Noise Measuring chamber accordance with standard. Therefore, these values depend on the ambient conditions and values are normally higher in actual operation.
4. This product contains fluorinated greenhouse gases. (R32)

CEILING MOUNTED CASSETTE

STANDARD INVERTER (R32)

CT09F / CT12F / CT18F

UUA1 UL0 UUB1 U20

LG participates in the SCP programme for EUROVENT AC program.
Check on-going validity of certification
: www.eurovent-certification.com

COMBINATION				9	12	18
Capacity	Cooling	Min / Rated / Max.	kW	1.5 / 2.5 / 3.2	1.5 / 3.4 / 4.5	2.0 / 5.0 / 5.8
	Heating	Min / Rated / Max.	kW	1.8 / 3.2 / 3.3	1.8 / 4.1 / 5.0	2.2 / 5.7 / 6.6
Power Input(Sel)	Cooling	Min / Rated / Max.	kW	0.20 / 0.61 / 0.87	0.20 / 0.85 / 1.82	0.20 / 1.37 / 2.10
	Heating	Min / Rated / Max.	kW	0.20 / 0.75 / 0.89	0.30 / 1.11 / 1.57	0.30 / 1.52 / 2.13
Running Current	Cooling	Rated	A	2.7	4.4	8.0
	Heating	Rated	A	3.3	4.9	7.8
SEER / SCOP			kWh/kWh	4.10 / 4.30	3.50 / 3.71	3.19 / 3.74
SEER / SCOP			kWh/kWh	6.7 / 4.0	6.7 / 4.0	6.4 / 4.3
Pdesign	Cooling @35°C		kW	2.5	3.4	5
	Heating @ -10°C		kW	2.8	3.8	4.1
Seasonal Energy Label	Cooling / Heating			A++ / A+	A++ / A+	A++ / A+
Annual Energy Consumption	Cooling / Heating		kWh	131 / 980	178 / 980	273 / 1,335
Dehumidification Rate			l/h	0.63	1.26	1.89
ODU Sound Pressure Level	Cooling / Heating	Rated	dB(A)	49 / 52	49 / 52	47 / 52
ODU Sound Power Level	Cooling	Rated	dB(A)	65	65	65
Piping Connections	Liquid		mm (inch)	Ø6.35 (1/4)	Ø6.35 (1/4)	Ø6.35 (1/4)
	Gas		mm (inch)	Ø9.52 (3/8)	Ø9.52 (3/8)	Ø12.7 (1/2)
	Connections Method			Flared	Flared	Flared
Operation Range (Outdoor)	Cooling	Min. / Max.	°C	15 / 50	15 / 50	15 / 50
	Heating	Min. / Max.	°C	-20 / 15	-20 / 15	-20 / 15
INDOOR				CT09F.N00	CT12F.N00	CT18F.N00
Power Supply			Ø / V / Hz	1 / 220 240 / 50	1 / 220 240 / 50	1 / 220 240 / 50
Power Input (IDU)		H / M / L	W	26 / 22 / 19	28 / 24 / 20	30 / 26 / 22
Air Flow Rate		H / M / L	m³/min	8.5 / 7.0 / 6.0	9.5 / 8.0 / 7.0	12 / 12 / 11
Dimensions	Body	W x H x D	mm	570 x 214 x 570	570 x 214 x 570	570 x 256 x 570
Weight	Body		kg	12.4	12.4	13.9
Sound Pressure Level	Cooling	H / M / L	dB(A)	36 / 32 / 30	39 / 35 / 32	41 / 39 / 37
Sound Power Level	Cooling	Max.	dB(A)	52	52	57
Piping Connections	Drain	O.D. / I.D.	mm	Ø32.0 / 25.0	Ø32.0 / 25.0	Ø32.0 / 25.0
	Model Name			PT.QNGW0	PT.QNGW0	PT.QNGW0
Recommended Decoration Panel*	Color			White	White	White
	Dimensions	Body	mm	620 x 54 x 620	620 x 54 x 620	620 x 54 x 620
	Weight	Body	kg	3.0	3.0	3.0
OUTDOOR				UUA1.UL0	UUB1.U20	
Power Supply			Ø / V / Hz	1 / 220 240 / 50	1 / 220 240 / 50	
Circuit Breaker		Min.	A	15	20	
Power Supply Cable (Includes Earth)			No x mm²	3C x 1.5	3C x 2.5	
Dimensions	Net	W x H x D	mm	770 x 543 x 288	870 x 655 x 320	
Weight	Net		kg	29.5	44.5	
Compressor	Type			Twin Rotary	Twin Rotary	
Refrigerant	Type			R32	R32	
	GWP (Global Warming Potential)			675	675	
	Precharged Amount		kg	1.0	1.2	
	L-Valve			Ø6.35	Ø6.35	
	Additional Charge (After 7.5m)		g/m	20	20	
Fan	Air Flow Rate	Rated	m³/min x No.	38 x 1	50 x 1	
Total Piping Length		Min. / Max.	m	5 / 30	5 / 30	
Piping Elevation	IDU - ODU	Max.	m	30	30	

* Decoration panel can be selected as an optional accessory.
Note :
1. Due to our policy of innovation some specifications may be changed without notification.
2. Performances are based on the following conditions (in accordance with EN14511)
   Cooling : Indoor Ambient Temp 27°C DB / 19°C WB, Outdoor Ambient Temp 35°C DB / 24°C WB
   Heating : Indoor Ambient Temp 20°C DB / 15°C WB, Outdoor Ambient Temp 7°C DB / 6°C WB
   Interconnected Pipe is standard length and difference of Elevation (Outdoor - Indoor Unit) is 0m.
3. Sound Level Values are measured at Noise Measuring chamber in accordance with standard. Therefore, these values depend on the ambient conditions and values are normally higher in actual operation.
4. This product contains fluorinated greenhouse gases (F-Gas)

STANDARD INVERTER (R32)

CT24F / UT30F

UUC1 U40

LG participates in the SCP programme for EUROVENT AC program.
Check on-going validity of certification
: www.eurovent-certification.com

COMBINATION				24	30
Capacity	Cooling	Min / Rated / Max.	kW	2.7 / 6.8 / 8.0	3.2 / 8.0 / 9.2
	Heating	Min / Rated / Max.	kW	3.0 / 7.5 / 9.0	3.6 / 8.9 / 10.1
Power Input(Sel)	Cooling	Min / Rated / Max.	kW	0.40 / 1.93 / 2.66	0.50 / 2.42 / 3.14
	Heating	Min / Rated / Max.	kW	0.40 / 1.86 / 2.84	0.50 / 2.62 / 3.25
Running Current	Cooling	Rated	A	8.6	10.9
	Heating	Rated	A	8.7	11.6
SEER / SCOP			kWh/kWh	3.52 / 3.83	3.27 / 3.40
SEER / SCOP			kWh/kWh	7.4 / 4.3	7.1 / 4.3
Pdesign	Cooling @35°C		kW	6.8	8
	Heating @ -10°C		kW	5.6	7.6
Seasonal Energy Label	Cooling / Heating			A++ / A+	A++ / A+
Annual Energy Consumption	Cooling / Heating		kWh	322 / 1,820	394 / 1,820
Dehumidification Rate			l/h	2.8	2.8
ODU Sound Pressure Level	Cooling / Heating	Rated	dB(A)	48 / 52	50 / 52
ODU Sound Power Level	Cooling	Rated	dB(A)	65	69
Piping Connections	Liquid		mm (inch)	Ø9.52 (3/8)	Ø9.52 (3/8)
	Gas		mm (inch)	Ø15.88 (5/8)	Ø15.88 (5/8)
	Connections Method			Flared	Flared
Operation Range (Outdoor)	Cooling	Min. / Max.	°C	-20 / 50	-20 / 50
	Heating	Min. / Max.	°C	-20 / 15	-20 / 15
INDOOR				CT24F.N00	UT30F.N00
Power Supply			Ø / V / Hz	1 / 220 240 / 50	1 / 220 240 / 50
Power Input (IDU)		H / M / L	W	36 / 26 / 21	40 / 33 / 26
Air Flow Rate		H / M / L	m³/min	18 / 15.5 / 14	19 / 17 / 15.5
Dimensions	Body	W x H x D	mm	840 x 204 x 840	840 x 204 x 840
Weight	Body		kg	21.1	21.1
Sound Pressure Level	Cooling	H / M / L	dB(A)	29 / 26 / 24	40 / 37 / 35
Sound Power Level	Cooling	Max.	dB(A)	53	57
Piping Connections	Drain	O.D. / I.D.	mm	Ø32.0 / 25.0	Ø32.0 / 25.0
	Model Name			PT.ANGW0	PT.ANGW0
Recommended Decoration Panel*	Color			White	White
	Dimensions	Body	mm	950 x 35 x 950	950 x 35 x 950
	Weight	Body	kg	7.1	7.1
OUTDOOR				UUC1.U40	
Power Supply			Ø / V / Hz	1 / 220 240 / 50	
Circuit Breaker		Min.	A	25	
Power Supply Cable (Included Earth)			No x mm²	3C x 2.5	
Dimensions	Net	W x H x D	mm	900 x 834 x 320	
Weight	Net		kg	57.7	
Compressor	Type			Twin Rotary	
Refrigerant	Type			R32	
	GWP (Global Warming Potential)			675	
	Precharged Amount		kg	1.9	
	L-Valve			Ø9.52	
	Additional Charge (After 7.5m)		g/m	40	
Fan	Air Flow Rate	Rated	m³/min x No.	38 x 1	
Total Piping Length		Min. / Max.	m	5 / 30	
Piping Elevation	IDU - ODU	Max.	m	30	

* Decoration panel can be selected as an optional accessory.
Note :
1. Due to our policy of innovation some specifications may be changed without notification.
2. Performances are based on the following conditions (in accordance with EN14511)
   Cooling : Indoor Ambient Temp 27°C DB / 19°C WB, Outdoor Ambient Temp 35°C DB / 24°C WB
   Heating : Indoor Ambient Temp 20°C DB / 15°C WB, Outdoor Ambient Temp 7°C DB / 6°C WB
   Interconnected Pipe is standard length and difference of Elevation (Outdoor - Indoor Unit) is 0m.
3. Sound Level Values are measured at Noise Measuring chamber in accordance with standard. Therefore, these values depend on the ambient conditions and values are normally higher in actual operation.
4. This product contains fluorinated greenhouse gases (F-Gas)

STANDARD INVERTER (R32)

UT36F / UT42F / UT48F / UT60F

UUD1 U30

LG participates in the ECP programme for EUROVENT AC program.
Check ongoing validity of certification
: www.eurovent-certification.com

COMBINATION				36	42	48	60
Capacity	Cooling	Min / Rated / Max.	kW	3.8 / 9.5 / 12.5	4.8 / 12.1 / 14.2	5.4 / 13.4 / 15.7	5.8 / 14.6 / 15.8
Capacity	Heating	Min / Rated / Max.	kW	4.3 / 10.8 / 13.4	5.4 / 13.5 / 15.8	6.2 / 15.5 / 17.3	6.8 / 16.9 / 18.2
Power Input (Set)	Cooling	Min / Rated / Max.	kW	0.30 / 2.28 / 3.44	0.70 / 3.31 / 4.20	0.90 / 4.23 / 5.30	1.00 / 5.21 / 5.84
Power Input (Set)	Heating	Min / Rated / Max.	kW	0.30 / 2.43 / 3.30	0.70 / 3.51 / 4.36	0.90 / 4.37 / 5.33	1.00 / 5.12 / 5.89
Running Current	Cooling	Rated	A	10.1	14.6	18.7	23.1
Running Current	Heating	Rated	A	10.7	15.0	19.0	22.7
EER / COP			kW/kW	4.20 / 4.45	3.66 / 3.85	3.15 / 3.55	2.80 / 3.30
SEER / SCOP			kWh/kWh	7.0 / 4.2	7.0 / 4.3	6.5 / 4.2	6.2 / 4.2
Pdesign	Cooling @35°C		kW	9.5	12.1	13.4	14.6
Pdesign	Heating @-10°C		kW	9.5	9.5	9.5	9.5
Seasonal Energy Label	Cooling / Heating			A++ / A+	/	/	/
Annual Energy Consumption	Cooling / Heating		kWh	475 / 3,093	1,037 / 3,080	1,237 / 3,167	1,413 / 3,167
Dehumidification Rate			l/h	2.4	4.5	5.7	6.6
ODU Sound Pressure Level	Cooling / Heating	Rated	dB(A)	50 / 50	51 / 52	52 / 53	54 / 54
ODU Sound Power Level	Cooling	Rated	dB(A)	66	66	66	71
Piping Connections	Liquid		mm (inch)	Ø9.52 (3/8)	Ø9.52 (3/8)	Ø9.52 (3/8)	Ø9.52 (3/8)
Piping Connections	Gas		mm (inch)	Ø15.88 (5/8)	Ø15.88 (5/8)	Ø15.88 (5/8)	Ø15.88 (5/8)
Piping Connections	Connections Method			Flared	Flared	Flared	Flared
Operation Range (Outdoor)	Cooling	Min / Max	°C	20 / 52	20 / 52	20 / 52	20 / 52
Operation Range (Outdoor)	Heating	Min / Max	°C	-25 / 18	-25 / 18	-25 / 18	-25 / 18
INDOOR				UT36F NA0	UT42F NA0	UT48F NA0	UT60F NA0
Power Supply			Ø / V / Hz	1 / 220-240 / 50	1 / 220-240 / 50	1 / 220-240 / 50	1 / 220-240 / 50
Power Input (IDU)		H / M / L	W	60 / 50 / 45	60 / 50 / 45	80 / 60 / 50	80 / 60 / 50
Air Flow Rate		H / M / L	m³/min	27.5 / 25 / 22.5	27.5 / 25 / 22.5	30 / 27.5 / 25	30 / 27.5 / 25
Dimensions	Body	W x H x D	mm	840 x 288 x 840	840 x 288 x 840	840 x 288 x 840	840 x 288 x 840
Weight	Body		kg	25.3	25.3	25.3	25.3
Sound Pressure Level	Cooling	H / M / L	dB(A)	44 / 42 / 41	44 / 42 / 41	46 / 44 / 42	46 / 44 / 42
Sound Power Level	Cooling	Max	dB(A)	61	61	62	62
Piping Connections	Drain	O.D. / I.D.	mm	Ø32.0 / 25.0	Ø32.0 / 25.0	Ø32.0 / 25.0	Ø32.0 / 25.0
Recommended Decoration Panel*	Model Name			PT-AAGW0	PT-AAGW0	PT-AAGW0	PT-AAGW0
Recommended Decoration Panel*	Color			White	White	White	White
Recommended Decoration Panel*	Dimensions	Body	mm	950 x 35 x 950	950 x 35 x 950	950 x 35 x 950	950 x 35 x 950
Recommended Decoration Panel*	Weight	Body	kg	7.1	7.1	7.1	7.1
OUTDOOR				UUD1 U30			
Power Supply			Ø / V / Hz	1 / 220-240 / 50			
Circuit Breaker		Min.	A	40			
Power Supply Cable (Included Earth)			No x mm²	3C x 6.0			
Dimensions	Net	W x H x D	mm	950 x 1,380 x 330			
Weight	Net		kg	95.0			
Compressor	Type			Inverter Scroll			
Refrigerant	Type			R32			
Refrigerant	GWP (Global Warming Potential)			675			
Refrigerant	Precharged Amount		kg	3.0			
Refrigerant	t-CO2eq			2.025			
Refrigerant	Additional Charge (After 7.5m)		g/m	40			
Fan	Air Flow Rate	Rated	m³/min x No.	55 x 2			
Total Piping Length		Min. / Max.	m	5 / 85			
Piping Elevation	IDU - ODU	Max.	m	30			

* Decoration panel can be selected as an optional accessory
Note :
1. Due to our policy of innovation some specifications may be changed without notification.
2. Performances are based on the following conditions (It is accordance with EN14511)
   Cooling : Indoor Ambient Temp 27°C DB / 19°C WB, Outdoor Ambient Temp 35°C DB / 24°C WB
   Heating : Indoor Ambient Temp 20°C DB / 15°C WB, Outdoor Ambient Temp 7°C DB / 6°C WB
   Interconnected Pipe is standard length and difference of Elevation (Outdoor - Indoor Unit) is 0m.
3. Sound Level Values are measured at Noise Measuring chamber accordance with standard. Therefore, these values depend on the ambient conditions and values are normally higher in actual operation.
4. This product contains fluorinated greenhouse gases. (R32)

STANDARD INVERTER (R32)

UT36F / UT42F / UT48F / UT60F

UUD3 U30

LG participates in the ECP programme for EUROVENT AC program.
Check ongoing validity of certification
: www.eurovent-certification.com

COMBINATION				36	42	48	60
Capacity	Cooling	Min / Rated / Max.	kW	3.8 / 9.5 / 12.5	4.8 / 12.1 / 14.2	5.4 / 13.4 / 15.7	5.8 / 14.6 / 15.8
Capacity	Heating	Min / Rated / Max.	kW	4.3 / 10.8 / 13.4	5.4 / 13.5 / 15.8	6.2 / 15.5 / 17.3	6.8 / 16.9 / 18.2
Power Input (Set)	Cooling	Min / Rated / Max.	kW	0.30 / 2.28 / 3.44	0.70 / 3.31 / 4.20	0.90 / 4.23 / 5.30	1.00 / 5.21 / 5.84
Power Input (Set)	Heating	Min / Rated / Max.	kW	0.50 / 2.43 / 3.30	0.70 / 3.51 / 4.36	0.90 / 4.37 / 5.33	1.00 / 5.12 / 5.89
Running Current	Cooling	Rated	A	3.8	5.2	6.6	8.1
Running Current	Heating	Rated	A	3.9	5.4	6.7	7.9
EER / COP			kW/kW	4.20 / 4.45	3.66 / 3.85	3.15 / 3.55	2.80 / 3.30
SEER / SCOP			kWh/kWh	7.0 / 4.2	7.0 / 4.3	6.5 / 4.2	6.2 / 4.2
Pdesign	Cooling @35°C		kW	9.5	12.1	13.4	14.6
Pdesign	Heating @-10°C		kW	9.5	9.5	9.5	9.5
Seasonal Energy Label	Cooling / Heating			A++ / A+	/	/	/
Annual Energy Consumption	Cooling / Heating		kWh	475 / 3,093	1,037 / 3,080	1,237 / 3,167	1,413 / 3,167
Dehumidification Rate			l/h	2.4	4.5	5.7	6.6
ODU Sound Pressure Level	Cooling / Heating	Rated	dB(A)	50 / 50	51 / 52	52 / 53	54 / 54
ODU Sound Power Level	Cooling	Rated	dB(A)	66	66	66	71
Piping Connections	Liquid		mm (inch)	Ø9.52 (3/8)	Ø9.52 (3/8)	Ø9.52 (3/8)	Ø9.52 (3/8)
Piping Connections	Gas		mm (inch)	Ø15.88 (5/8)	Ø15.88 (5/8)	Ø15.88 (5/8)	Ø15.88 (5/8)
Piping Connections	Connections Method			Flared	Flared	Flared	Flared
Operation Range (Outdoor)	Cooling	Min / Max	°C	20 / 52	20 / 52	20 / 52	20 / 52
Operation Range (Outdoor)	Heating	Min / Max	°C	-25 / 18	-25 / 18	-25 / 18	-25 / 18
INDOOR				UT36F NA0	UT42F NA0	UT48F NA0	UT60F NA0
Power Supply			Ø / V / Hz	1 / 220-240 / 50	1 / 220-240 / 50	1 / 220-240 / 50	1 / 220-240 / 50
Power Input (IDU)		H / M / L	W	60 / 50 / 45	60 / 50 / 45	80 / 60 / 50	80 / 60 / 50
Air Flow Rate		H / M / L	m³/min	27.5 / 25 / 22.5	27.5 / 25 / 22.5	30 / 27.5 / 25	30 / 27.5 / 25
Dimensions	Body	W x H x D	mm	840 x 288 x 840	840 x 288 x 840	840 x 288 x 840	840 x 288 x 840
Weight	Body		kg	25.3	25.3	25.3	25.3
Sound Pressure Level	Cooling	H / M / L	dB(A)	44 / 42 / 41	44 / 42 / 41	46 / 44 / 42	46 / 44 / 42
Sound Power Level	Cooling	Max	dB(A)	61	61	62	62
Piping Connections	Drain	O.D. / I.D.	mm	Ø32.0 / 25.0	Ø32.0 / 25.0	Ø32.0 / 25.0	Ø32.0 / 25.0
Recommended Decoration Panel*	Model Name			PT-AAGW0	PT-AAGW0	PT-AAGW0	PT-AAGW0
Recommended Decoration Panel*	Color			White	White	White	White
Recommended Decoration Panel*	Dimensions	Body	mm	950 x 35 x 950	950 x 35 x 950	950 x 35 x 950	950 x 35 x 950
Recommended Decoration Panel*	Weight	Body	kg	7.1	7.1	7.1	7.1
OUTDOOR				UUD3 U30			
Power Supply			Ø / V / Hz	3 / 380-415 / 50			
Circuit Breaker		Min.	A	20			
Power Supply Cable (Included Earth)			No x mm²	5C x 2.5			
Dimensions	Net	W x H x D	mm	950 x 1,380 x 330			
Weight	Net		kg	95.0			
Compressor	Type			Inverter Scroll			
Refrigerant	Type			R32			
Refrigerant	GWP (Global Warming Potential)			675			
Refrigerant	Precharged Amount		kg	3.0			
Refrigerant	t-CO2eq			2.025			
Refrigerant	Additional Charge (After 7.5m)		g/m	40			
Fan	Air Flow Rate	Rated	m³/min x No.	55 x 2			
Total Piping Length		Min. / Max.	m	5 / 85			
Piping Elevation	IDU - ODU	Max.	m	30			

* Decoration panel can be selected as an optional accessory
Note :
1. Due to our policy of innovation some specifications may be changed without notification.
2. Performances are based on the following conditions (It is accordance with EN14511)
   Cooling : Indoor Ambient Temp 27°C DB / 19°C WB, Outdoor Ambient Temp 35°C DB / 24°C WB
   Heating : Indoor Ambient Temp 20°C DB / 15°C WB, Outdoor Ambient Temp 7°C DB / 6°C WB
   Interconnected Pipe is standard length and difference of Elevation (Outdoor - Indoor Unit) is 0m.
3. Sound Level Values are measured at Noise Measuring chamber accordance with standard. Therefore, these values depend on the ambient conditions and values are normally higher in actual operation.
4. This product contains fluorinated greenhouse gases. (R32)

COMPACT INVERTER (R32)

CT18F / CT24F / UT30F / UT36F

UUA1 UL0 UUB1 U20 UUC1 U40

US participates in the SCP programme for SUROVENT AC program.
Check on-going validity of certification
(www.eurovent-certification.com)

COMBINATION				18	24	30	36
Capacity	Cooling	Min / Rated / Max.	kW	1.8 / 5.0 / 5.5	2.7 / 6.8 / 7.3	3.0 / 7.5 / 8.3	3.8 / 9.3 / 10.8
	Heating	Min / Rated / Max.	kW	2.1 / 5.2 / 5.7	3.0 / 7.5 / 8.6	3.2 / 7.9 / 8.7	4.3 / 10.2 / 11.7
Power Input(Sc)	Cooling	Min / Rated / Max.	kW	0.54 / 1.36 / 2.11	0.40 / 2.00 / 2.40	0.50 / 2.31 / 2.71	0.60 / 2.73 / 3.23
	Heating	Min / Rated / Max.	kW	0.30 / 1.45 / 1.83	0.40 / 2.21 / 2.87	0.50 / 2.29 / 3.08	0.80 / 2.77 / 3.38
Running Current	Cooling	Rated	A	7.8	9.8	10.1	12.4
	Heating	Rated	A	6.4	9.6	10.4	12.3
SEER / ODP			kWh/kWh	2.85 / 3.60	3.40 / 3.29	3.25 / 2.38	3.40 / 3.30
SSER / SCOP			kWh/kWh	6.3 / 3.9	7.0 / 4.2	6.8 / 4.2	6.7 / 4.3
Pdesign	Cooling @ 35°C		kW	5	6.8	7.5	9.5
	Heating @ -10°C		kW	5.8	6.7	8.1	9.6
Seasonal Energy Label	Cooling / Heating			A++ / A	A++ / A+	A++ / A+	A++ / A+
Annual Energy Consumption	Cooling / Heating		kWh	278 / 1,005	340 / 1,267	386 / 1,267	496 / 1,823
Dehumidification Rate			l/h	1.8	2.9	3.1	2.5
IDU Sound Pressure Level	Cooling / Heating	Rated	dB(A)	43 / 52	48 / 53	50 / 54	54 / 56
IDU Sound Power Level	Cooling	Rated	dB(A)	62	68	67	70
Piping Connections	Liquid		mm (inch)	Ø6.35(1/4)	Ø9.52(3/8)	Ø9.52(3/8)	Ø9.52(3/8)
	Gas		mm (inch)	Ø9.52(3/8)	Ø15.88(5/8)	Ø15.88(5/8)	Ø15.88(5/8)
	Connections Method			Flared	Flared	Flared	Flared
Operation Range (Outdoor)	Cooling	Min / Max	°C	10 / 50	10 / 48	10 / 48	20 / 50
	Heating	Min / Max	°C	-10 / 18	-15 / 18	-15 / 18	-15 / 18
INDOOR				**CT18F N00**	**CT24F N00**	**UT30F N00**	**UT36F N00**
Power Supply			Ø / V / Hz	1 / 220-240 / 50	1 / 220-240 / 50	1 / 220-240 / 50	1 / 220-240 / 50
Power Input (IDU)		H / M / L	W	30 / 26 / 22	36 / 26 / 21	40 / 33 / 26	60 / 50 / 43
Air Flow Rate		H / M / L	m³/min	13 / 12 / 11	18 / 15.5 / 14	19 / 17 / 15.5	23.5 / 23 / 22.5
Dimensions	Body	W x H x D	mm	570 x 256 x 570	840 x 204 x 840	840 x 204 x 840	840 x 288 x 840
Weight	Body		kg	19.9	21.1	21.1	25.2
Sound Pressure Level	Cooling	H / M / L	dB(A)	41 / 39 / 37	46 / 39 / 34	46 / 39 / 35	44 / 42 / 41
Sound Power Level	Cooling	Max.	dB(A)	57	63	57	61
Piping Connections	Drain	O.D. / I.D.	mm	Ø32.0 / 25.0	Ø32.0 / 25.0	Ø32.0 / 25.0	Ø32.0 / 25.0
Recommended Decoration Panel*	Model Name			PT-Q6GW0	PT-N6GW0	PT-N6GW0	PT-N6GW0
	Color			White	White	White	White
	Dimensions	Body	mm	950 x 35 x 950	950 x 35 x 950	950 x 35 x 950	950 x 35 x 950
	Weight	Body	kg	3.0	3.1	3.1	3.1
OUTDOOR				**UMCT18UI0**	**UMCT18UI0**	**UMCT18UI0**
Power Supply			Ø / V / Hz	1 / 220-240 / 50	1 / 220-240 / 50	1 / 220-240 / 50
Circuit Breaker		Min.	A	15	20	25
Power Supply Cable (Includes Earth)			No. x mm²	3C x 1.5	3C x 2.5	3C x 2.5
Dimensions	Net	W x H x D	mm	770 x 345 x 289	930 x 650 x 330	950 x 824 x 330
Weight	Net		kg	20.0	44.5	57.7
Compressor	Type			Twin Rotary	Twin Rotary	Twin Rotary
Refrigerant	Type			R32	R32	R32
	GWP (Global Warming Potential)			675	675	675
	Pre-charged Amount		kg	1.0	1.2	1.9
	Control			LEV(C)	LEV	LEV
	Additional Charge (After 7.5m)		g/m	20	40	40
Fan	Air Flow Rate	Rated	m³/min/No.	28 x 1	30 x 1	58 x 1
Total Piping Length		Min. / Max.	m	5 / 30	5 / 35	5 / 50
Piping Elevation	IDU - ODU	Max.	m	30	30	30

* Decoration panel can be selected as an optional accessory.

Note :

1. Due to our policy of innovation some specifications may be changed without notification.
2. Performances are based on the following conditions (in accordance with EUROVENT):
   Cooling : Indoor Ambient Temp 27°C DB / 19°C WB, Outdoor Ambient Temp 35°C DB / 24°C WB
   Heating : Indoor Ambient Temp 20°C DB / 15°C WB, Outdoor Ambient Temp 7°C DB / 6°C WB
   Interconnected Pipe is standard length and difference of Elevation (Outdoor - Indoor Unit) is 0m.
3. Sound Level Values are measured at fixed anechoic chamber in accordance with standard. Therefore, these values depend on the ambient conditions and values are normally higher in actual operation.
4. This product contains fluorinated greenhouse gases (F-Gas)

Cassette Panel

Model Name

PT-A4GW0
PT-N6GW0
PT-Q6GW0 (Mini 4 Way)

Key Features

Model	Dual Vane	Wi-Fi	Floor Temperature Sensor	Air Purification	Occupancy Sensor	Dust Sensor	Intelwelcome	Revolving Grille
PT-A4GW0	O	Optional	Optional	X	Optional	X	X	X
PT-N6GW0	O	Optional	Optional	Optional	Optional	O	O	X

Specification

Model	Suction Type	Color (RAL)	Gloss	Weight (kg)	Dimension (mm) W	H	D
PT-A4GW0	Grid	White (RAL 9003)	-	7.1	950	35	950
PT-N6GW0	Grid	White (RAL 9003)	-	7.5	950	35	950
PT-Q6GW0	Grid	White (RAL 9003)	-	3.0	620	34	620

Air Purification Kit

Model	Image	Model name	Dielectric Dust collecting filter	Photocatalytic Deodorizing Filter	HVPS	Inner
Air cleaning kit		PTAHM0	O	O	O	O

Cassette Cover

Cover in case of exposed cassette installation

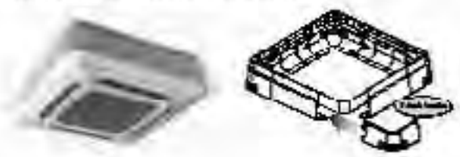

Model Name

PT0CQ / PT0CW*

* PT0CW suitable for Dual Vane 4 Way (25T (840 x 840) will be available later.

Key Features

- Specially designed for indoor unit
- Covers the side area of cassette
- Gives elegant looks
- Light weight

Applied Products

4 Way Cassette (For chassis TQ, TR)

Specification

Model	Front Panel		Weight (kg) NET	Gross	Dimension (mm) W	H	D
PT0CQ	PT-UQC	TR	5.0	7.2	907	907	268
		TQ	5.0	7.2	907	907	310

Included Parts

- Cover A, Cover B
- Cover C, Cover D
- Screws
- Installation Manual(for chassis TQ, TR)

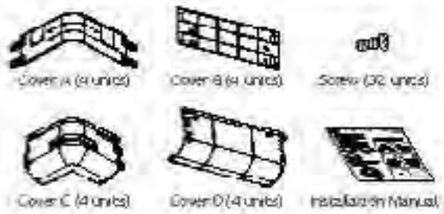

ACCESSORIES

Communication Kit



PAHCMR000 / PAHCMS000

Specification

MODEL	COMBINATION		DESCRIPTION	DIMENSIONS (MM)		
	OUTDOOR UNIT	CENTRALIZED CONTROLLER		W	H	D
PAHCMR000	Single Split	-	Return / Room air temperature control by OOC or LG individual / centralized controller	300	300	155
PAHCMS000	Single Split	-	Discharge air temperature control by OOC or LG individual / centralized controller	380	300	155

Function list for Communication kit

FUNCTION LIST*		PAHCMR000	PAHCMS000	NOTE
Control	Comm. Kit Operation	On / Off	On / Off	
	Operation Mode *1	Cooling / Heating	Cooling / Heating	
	Return (Room) Air Temperature	16 30°C		
	Discharge Air Temperature*2		16 30°C	Available in case of using OOC with Modbus or LG Control system
	Fan Speed *3	Low / Middle / High	Low / Middle / High	It may not be possible depending on the particular condition
	Forced Thermal On / Off	On / Off		Available in case of using OOC with contact signal
	Capacity Control		-	Available in case of using OOC with Modbus or contact signal
Monitor	Comm. Kit Operation	On / Off	On / Off	
	Operation Mode *1	Cooling / Heating	Cooling / Heating	Available in case of using OOC with Modbus or LG Control system
	Fan Speed	Low / Middle / High	Low / Middle / High	
	Error Alarm	-	-	
	Compressor On / Off	On / Off	On / Off	Available in case of using OOC with Modbus or LG individual controller PAHCMR000 doesn't provide this in case of using OOC with contact signal

1) Available operation mode can be varied depending on the setting of AHU Communication Kit.
2) This range may differ depending on the type of controller.
3) To control and monitor the fan speed, OO ports for the fan speed status have to be connected with the fan unit.
* Some of functions may not be possible depending on the setting of AHU Communication Kit. For more details of condition, please refer to the product data book.

Combination Table

		R32				R410A	
Model Name		UU41 UU0	UU81 U20	UUC1 U40	UU01 U30 UU03 U30	UU70W U34	UU85W U74
Capacity Index Range	kBtu/h	9 18	18 30	24 36	36 60	70	85
	kW	2.5 5.0	5.0 8.0	6.8 10.0	10.0 14.6	20.0	25.0
PAHCMR000		X	O	O	O	O	O
PAHCMS000		X	O	O	O	O	O

LG Wi-Fi Modem

Control conditioners by using internet devices such as Android or IOS smartphones

PWFMDD200

Features

- User can enjoy anytime, anywhere access with Wi-Fi equipped device through LG's ThinQ mobile app.
- This allows the user to access the unit remotely to switch unit on or off before or after leaving the vicinity.
- LG's exclusive Home Appliances control app (LG ThinQ) is available.
- Simple operation for various functions.
  - On / Off
  - Operation Mode
  - Current / Set Temperature
  - Fan Speed
  - Vane Control[1]
  - Reservation (Sleep, Weekly On / Off)
  - Energy Monitoring[3]
  - Filter Management
  - Error Check
  - Air Purify[3]

App Store | Google Play

Model Name	PWFMDD200
Size (W x H x D, mm)	48 x 68 x 14
Interfaceable Products	System Air Conditioner[2]
Connection Type	Indoor unit 1:1
Communication Frequency	2.4 GHz
Wireless Standards	IEEE 802.11b/g/n
Mobile Application	LG ThinQ (Android v4.1(Jelly bean) or higher, iPhone iOS 9.0 or higher)
Optional Extension Cable	PWYREW000 (10m extension)

Note : 1. Functionality may be different according to each IDU model.
2. User interface of application shall be revised for its design and contents improvement.
3. Application is optimized for smartphone use, so it may not be well functioning with tablet devices.
1) Vane Control may not be possible according to the type of indoor unit.
2) LG Generalized converter and PSB installation is required for this function.
3) For the compatibility with indoor units, inquire at LG office.

Overview

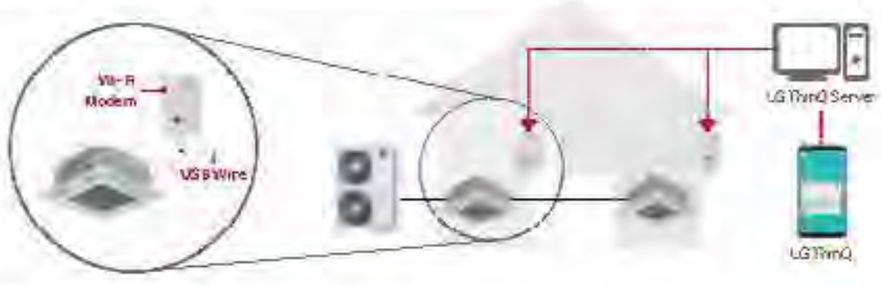

※ Search "LG ThinQ" on Google market or Appstore then download the app.
※ Internet service with Wi-Fi connection has to be available.

Standard Wired Remote Controller

Standard III PREMTB100 | Standard III PREMTBB10

Standard II PREMTB001 | Standard II PREMTBB01

Model Name	PREMTB100 PREMTBB10	PREMTB001 PREMTBB01
Operation mode	On / Off, Fan Speed Control, Temperature Setting	
Mode Change	Cooling, Heating, Auto, Dehumidification, Fan	
Auto Swing / Vane Control	●	●
Reservation	Simple, Sleep, On / Off, Weekly, Holiday	
Time Display	●	●
Electrical Failure Compensation	●	●
Child Lock	●	●
Operation Status LED	●	●
Indoor Temperature Display	●	●
Wireless Remote Controller Receiver	-	●
Size (W x H x D, mm)	120 x 120 x 16	120 x 121 x 16
Backlight	●	●

※ Refer to each product PDB for applicable models.

Remote Controller

PWLSSB21H

PI 485

PMNFP14A1

Power : Single phase AC 220V 50/60Hz
Max. no of the indoor units that can be connected : 64 UNITS
Model applied : RAC / Multi / Single / Therma V

※ Refer to each product PDB for applicable models.

Dry Contact

PDRYCB000 | PDRYCB400

PDRYCB320 | PDRYCB500

※ Refer to each product PDB for applicable models.

Model	PDRYCB000	PDRYCB400	PDRYCB320	PDRYCB500
Contact Point	1 Control Point	2 Control Point	8 Control Point	Modbus RTU
Power Input	AC 220V from outside power source	DC 5V & 12V from indoor unit PCB	DC 5V & 12V from indoor unit PCB	DC 5V & 12V from indoor unit PCB
Voltage / Non Voltage Input	-	●	●	-
On / Off Control	●	●	●	●
Lock / Unlock	●	●	●	
Fan Speed Setting	-	-	●	●
Thermo Off	-	●	●	-
Energy Saving	-	●	-	-
Temperature Setting	-	●	●	●
Error Monitoring	●	●	●	●
Operation Monitoring	●	●	●	●

CEILING MOUNTED CASSETTE

H-INVERTER (R32)

UT09FH NQ0 / UT12FH NQ0

	PART NAME
1	Gas Pipe Connection
2	Liquid Pipe Connection
3	Drain Pipe Connection
4	Power and Communication Cable Routing Hole
5	Wired Remote Controller Wire Routing Hole
6	Air Inlet
7	Air Outlet
8	Decoration Panel Accessory
9	Decoration Corner Cover
10	Decoration Corner Longer Cover
11	Flexible Drain Hose
12	Fresh air intake hole

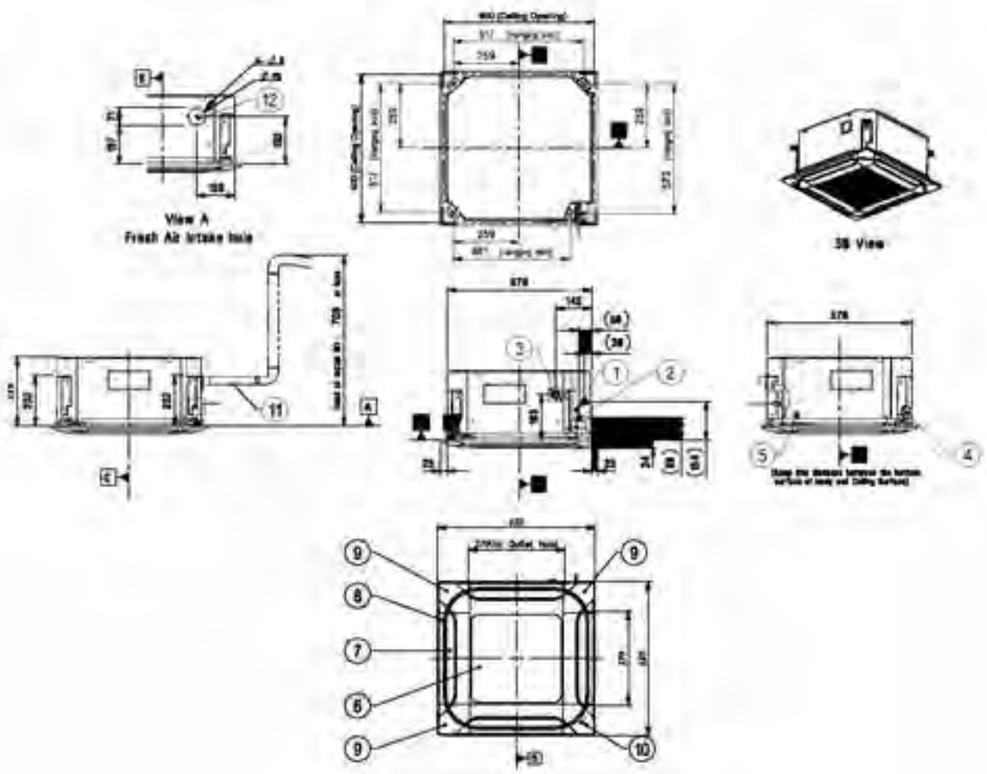

H-INVERTER (R32)

UT18FH NB0

	PART NAME
1	Gas Pipe Connection
2	Liquid Pipe Connection
3	Drain Pipe Connection
4	Power and Communication Cable Routing Hole
5	Wired Remote Controller Wire Routing Hole
6	Air Inlet
7	Air Outlet
8	Decoration Panel Accessory
9	Decoration Corner Cover
10	Decoration Corner Longer Cover
11	Flexible Drain Hose

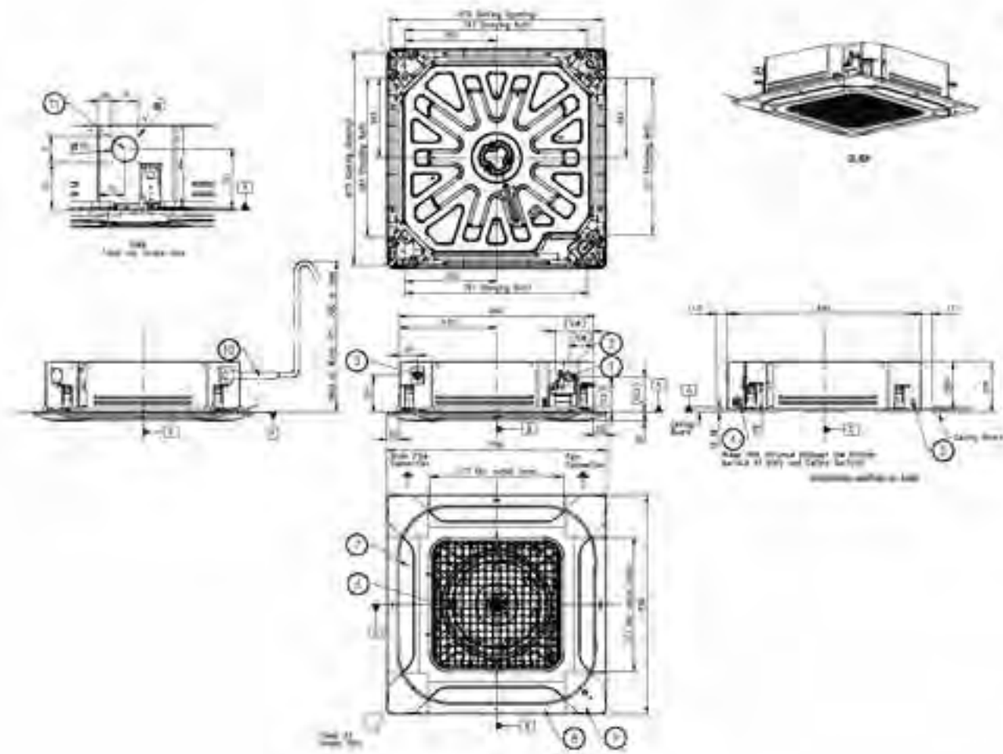

CEILING MOUNTED CASSETTE

STANDARD INVERTER (R32)

CT09F NR0 / CT12F NR0

	PART NAME
1	Liquid Pipe Connection
2	Gas Pipe Connection
3	Drain Pipe Connection
4	Power and Communication Cable Routing Hole
5	Wired Remote Controller Wire Routing Hole
6	Air Inlet
7	Air Outlet
8	Decorative Panel (Accessory)
9	Decorative Corner Cover
10	Decorative Corner Lateral Cover
11	Flexible Drain Hose
12	Fresh Air Intake Hole

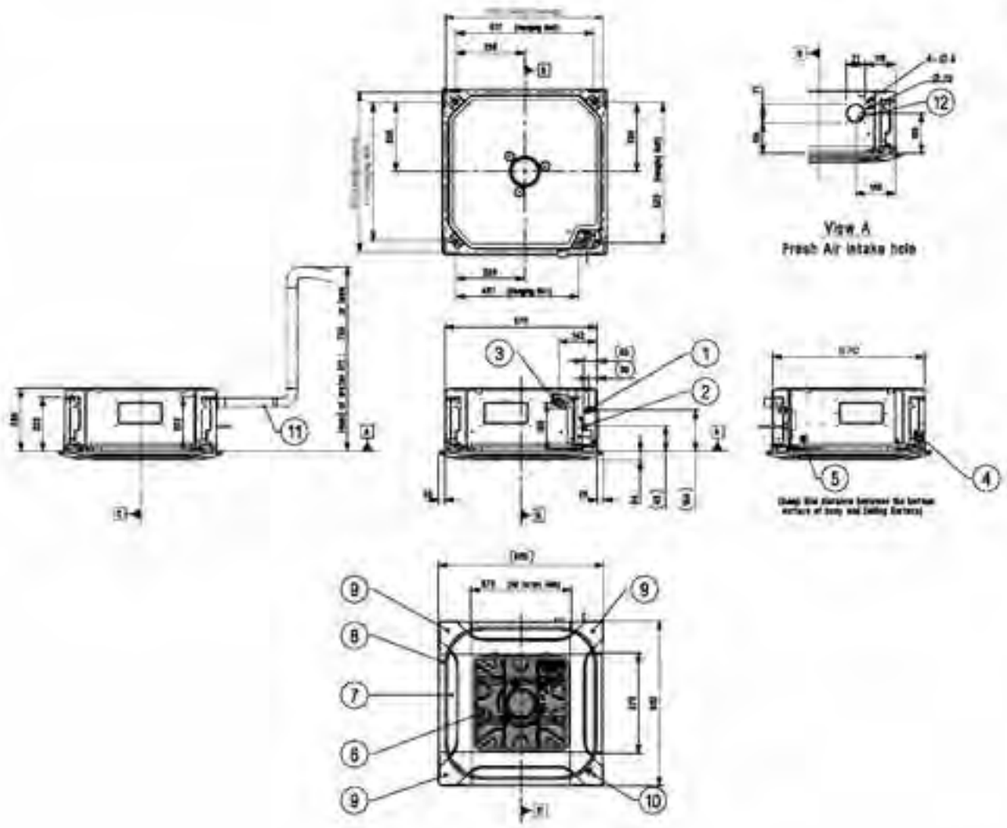

CEILING MOUNTED CASSETTE

H-INVERTER (R32)

UT24FH NA0 / UT30FH NA0 / UT36FH NA0 / UT42FH NA0
UT48FH NA0 / UT60FH NA0

	PART NAME
1	Liquid Pipe Connection
2	Gas Pipe Connection
3	Drain Pipe Connection
4	Power and Communication Cable Routing Hole
5	Wired Remote Controller Wire Routing Hole
6	Air Inlet
7	Air Outlet
8	Decorative Panel (Accessory)
9	Decorative Corner Cover
10	Decorative Corner Lateral Cover
11	Flexible Drain Hose
12	Fresh Air Intake Hole

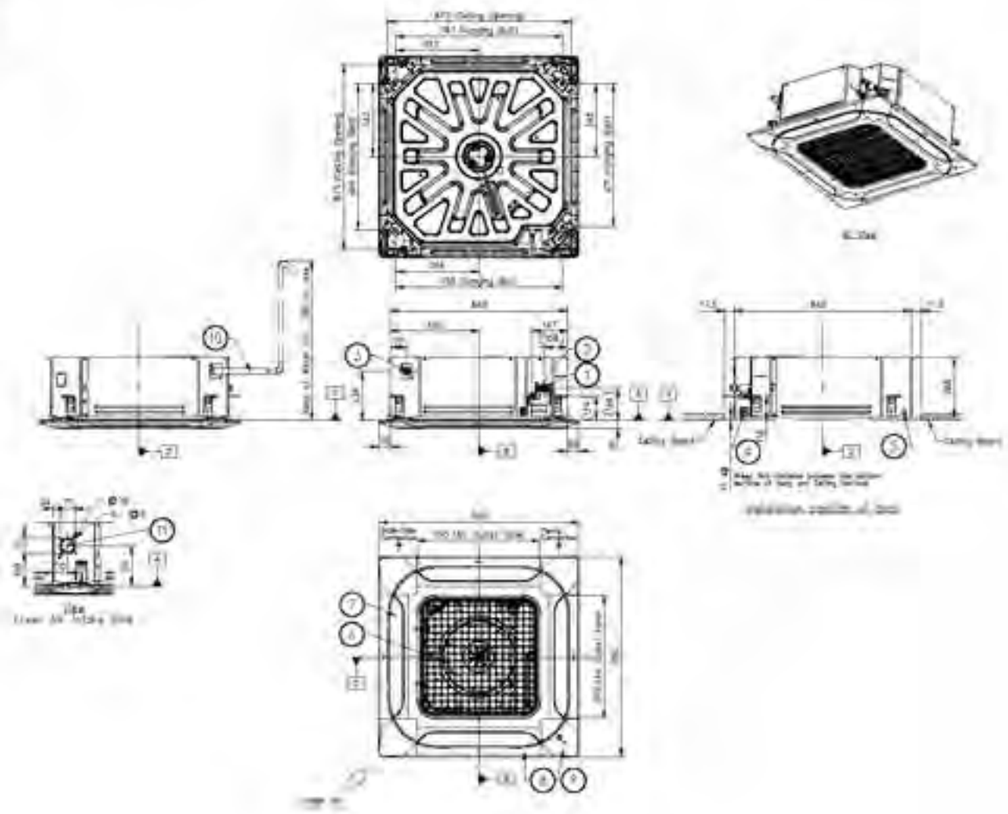

CEILING MOUNTED CASSETTE

STANDARD / COMPACT INVERTER (R32)

CT18F NQ0

	PART NAME
1	Liquid Pipe Connection
2	Gas Pipe Connection
3	Drain Pipe Connection
4	Power and Communication Cable Receiving Hole
5	Wired Remote Controller Wire Receiving Hole
6	Air Inlet
7	Air Outlet
8	Decoration Panel Accessory
9	Decoration Corner Cover
10	Decoration Corner Surgery Cover
11	Flexible Connection
12	Fresh air Intake Hole

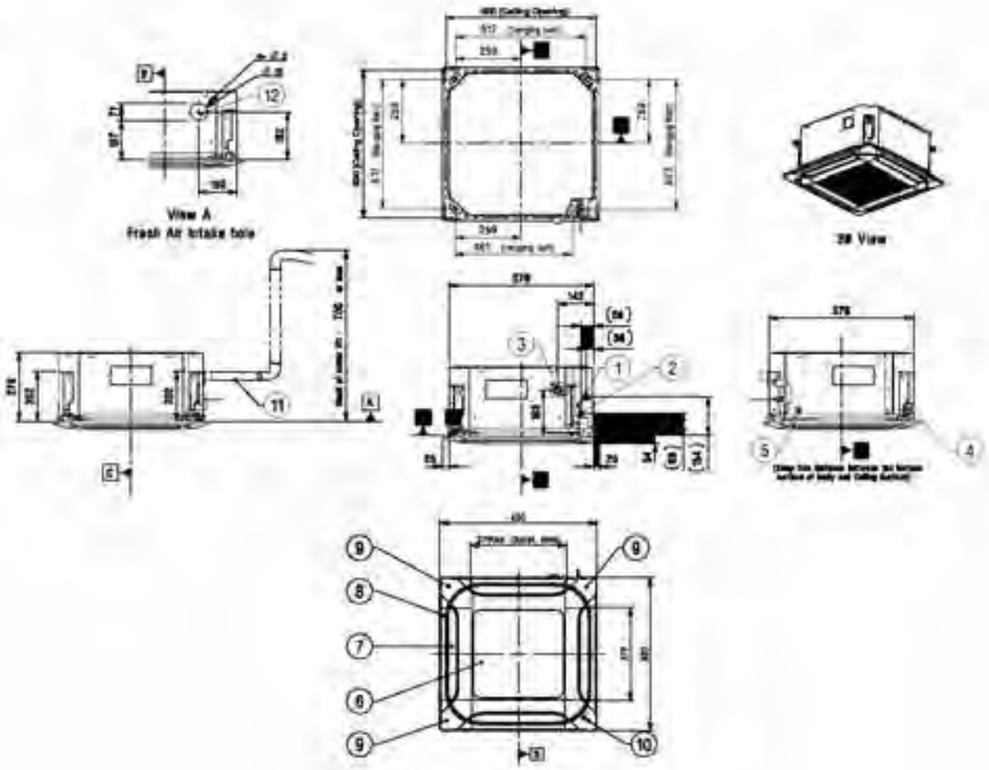

STANDARD / COMPACT INVERTER (R32)

CT24F NB0 / UT30F NB0

	PART NAME
1	Liquid Pipe Connection
2	Gas Pipe Connection
3	Drain Pipe Connection
4	Power and Communication Cable Receiving Hole
5	Wired Remote Controller Wire Receiving Hole
6	Air Inlet
7	Air Outlet
8	Decoration Panel Accessory
9	Decoration Corner Cover
10	Flexible Connection
11	Fresh Air Intake Hole

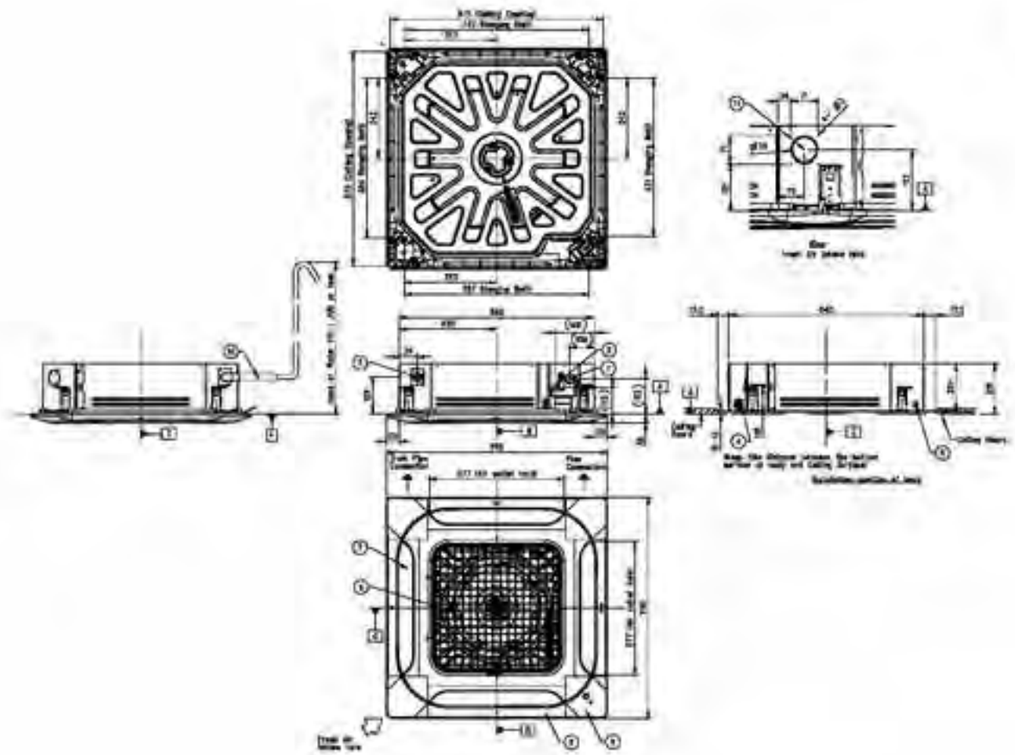

CEILING MOUNTED CASSETTE

STANDARD / COMPACT INVERTER (R32)

UT36F NA0

	PART NAME
1	Liquid Pipe Connection
2	Gas Pipe Connection
3	Power and Communication Cable Receiving Hole
4	Wired Remote Controller Wire Receiving Hole
5	Air Inlet
6	Air Outlet
7	Decoration Panel Accessory
8	Decoration Corner Cover
9	Drain Discharge
10	Fresh Air Intake Hole

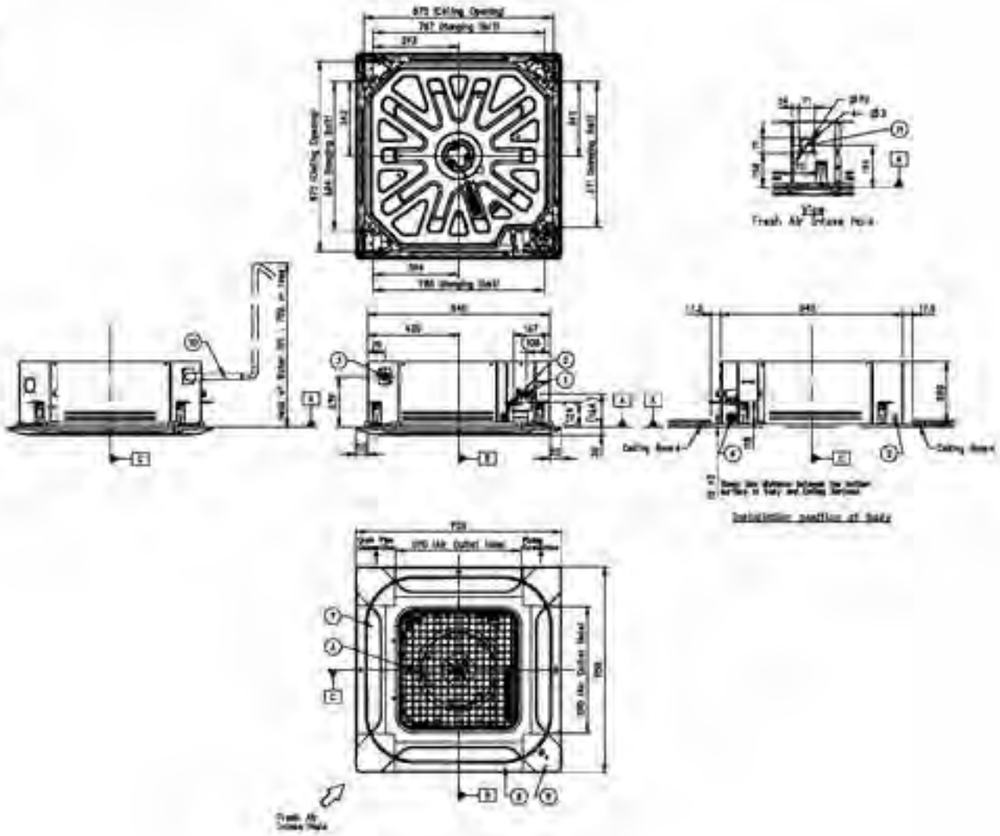

CEILING MOUNTED CASSETTE

STANDARD NVERTER (R32)

UT42F NA0 / UT48F NA0 / UT60F NA0

	PART NAME
1	Liquid Pipe Connection
2	Gas Pipe Connection
3	Power and Communication Cable Receiving Hole
4	Wired Remote Controller Wire Receiving Hole
5	Air Inlet
6	Air Outlet
7	Decoration Panel Accessory
8	Decoration Corner Cover
9	Drain Discharge
10	Fresh Air Intake Hole

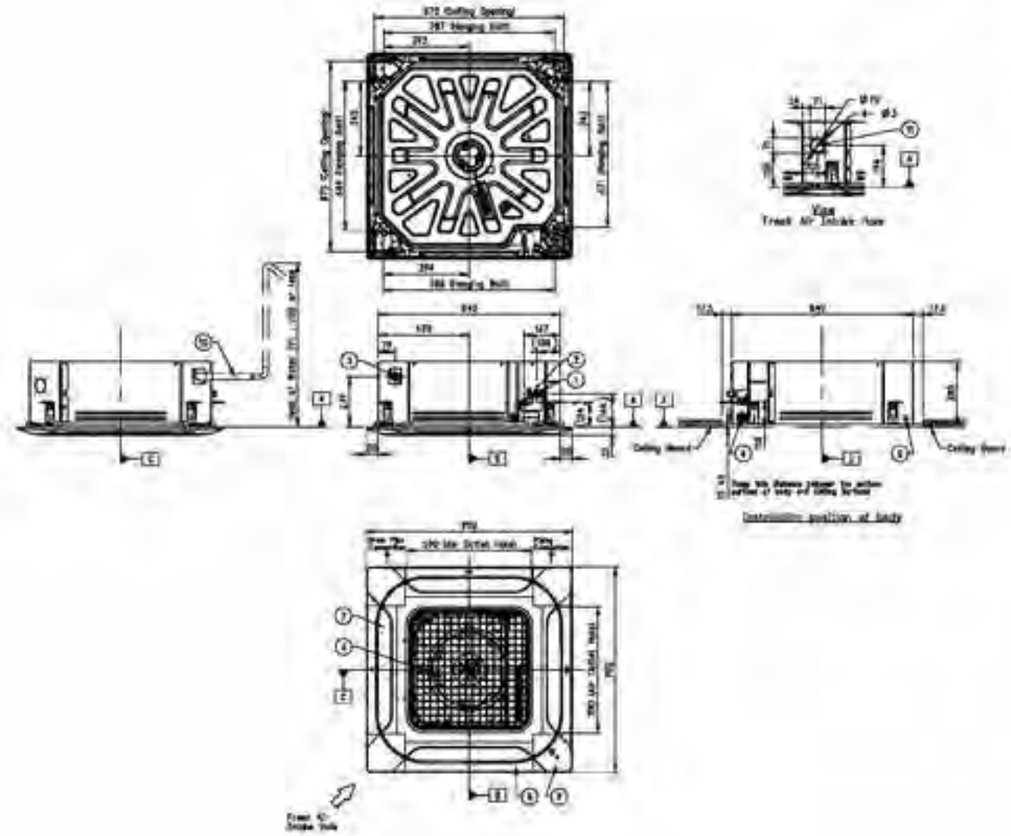

UNIVERSAL OUTDOOR

FLOOR STANDING

STANDARD INVERTER (R410A)

UP48 NT2

	PART NAME
1	Front Air Discharge Grille
2	Display & Service Receiver
3	Air Suction Grille

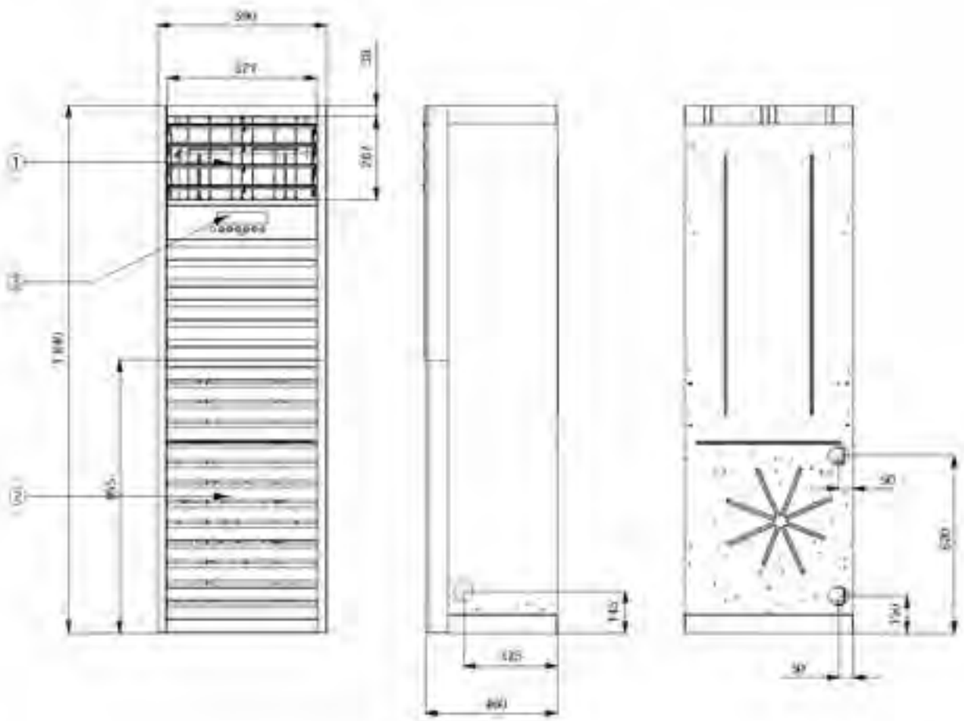

HIGH / STANDARD / COMPACT INVERTER (R32)

UUA1 UL0

	PART NAME
1	Air Outlet
2	Liquid Side & SVC Valve Cover
3	Power and Communication Cable Connection
4	Gas Pipe Connection
5	Liquid Pipe Connection
6	Power and Communication Cable Routing Arm
7	Refrigerant Pipe Routing Hole
8	Handle
9	Inside Air Temperature Sensor Cover

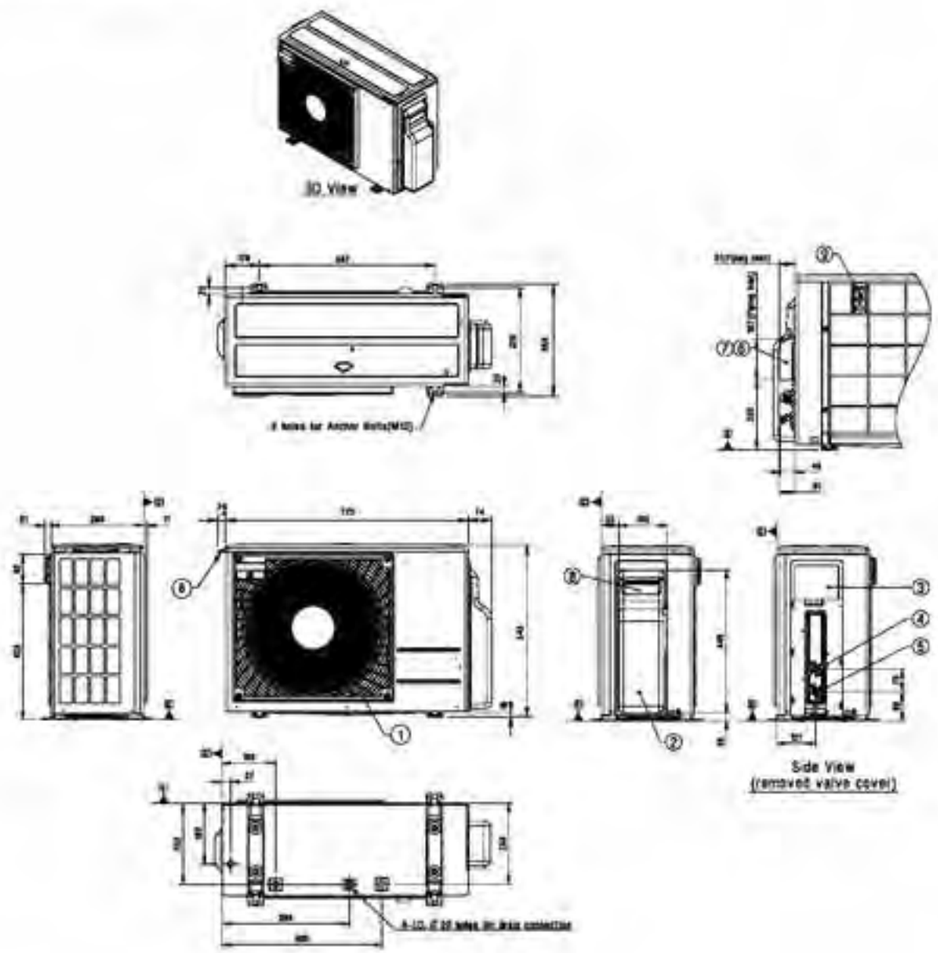

HIGH / STANDARD / COMPACT INVERTER (R32)

UUB1 U20

	PART NAME
1	Air Outlet
2	Control Cover & EVI Valve Cover
3	Power and Communication Cable Connection
4	Gas Pipe Connection
5	Liquid Pipe Connection
6	Handle
7	Middle Air Temperature Sensor Cover

3D View

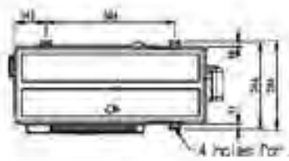

4 holes for Anchor Bolts(M10)

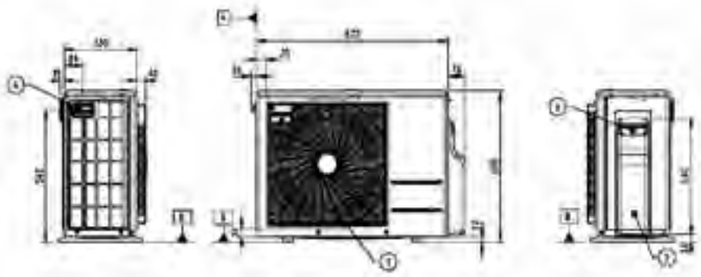

Side View
(removed valve cover)

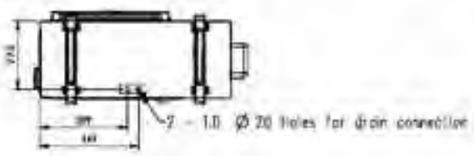

7 - 1.0 Ø 20 holes for drain connection

UNIVERSAL OUTDOOR

HIGH / STANDARD / COMPACT INVERTER (R32)

UUC1 U40

	PART NAME
1	Air Outlet
2	Power and Communication Cable Inlet
3	Gas Pipe Connection
4	Liquid Pipe Connection
5	Handle
6	Pipe Routing Hole (Front)
7	Pipe Routing Hole (Side)
8	Pipe Routing Hole (Back)

3D View

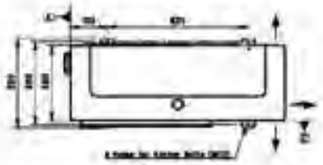

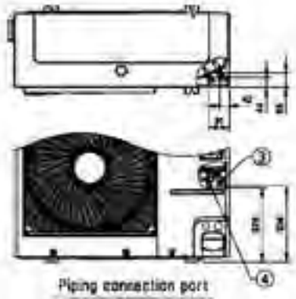

Piping connection port

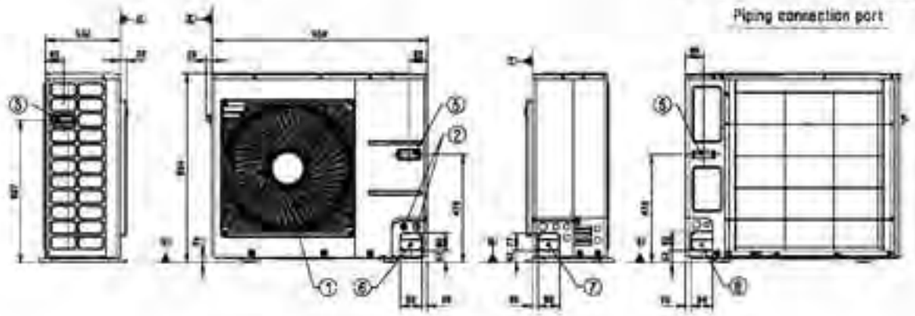

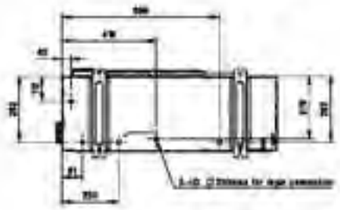

UNIVERSAL OUTDOOR

STANDARD INVERTER (R32)

UUD1 U30 / UUD3 U30

	PART NAME
1	Air Outlet
2	Power and Communication Cable Hole
3	Gas Pipe Connection
4	Liquid Pipe Connection
5	Handle
6	Pipe Routing Hole (Front)
7	Pipe Routing Hole (Side)
8	Pipe Routing Hole (Back)

3D View

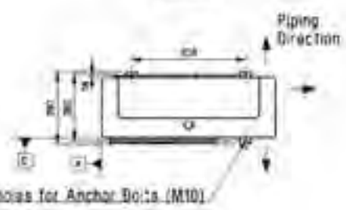

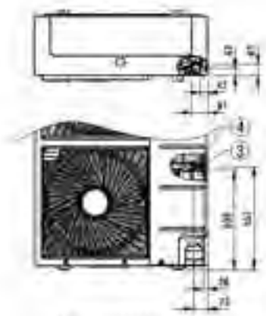

Piping connection port

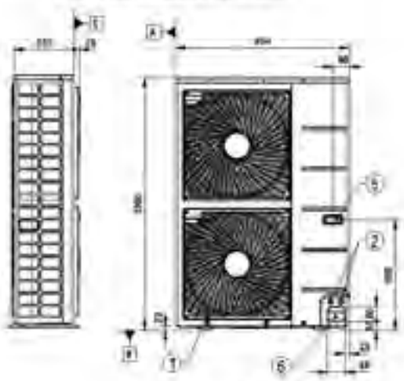

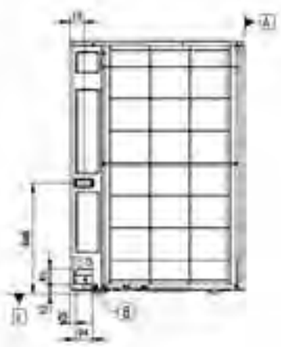

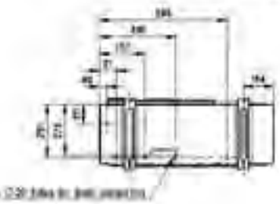

STANDARD INVERTER (R410A)

UU48W U32 / UU49W U32

	PART NAME
1	Air Outlet
2	Power and Communication Cable Hole
3	Gas Pipe Connection
4	Liquid Pipe Connection
5	Handle
6	Pipe Routing Hole (Front)
7	Pipe Routing Hole (Side)
8	Pipe Routing Hole (Back)

3D View

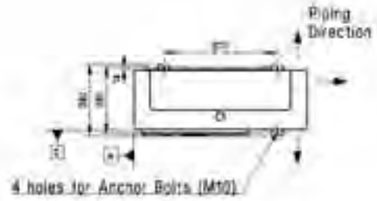

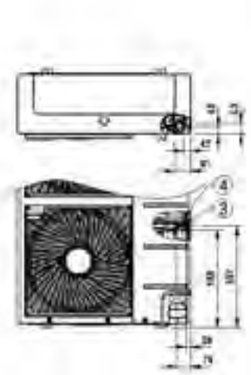
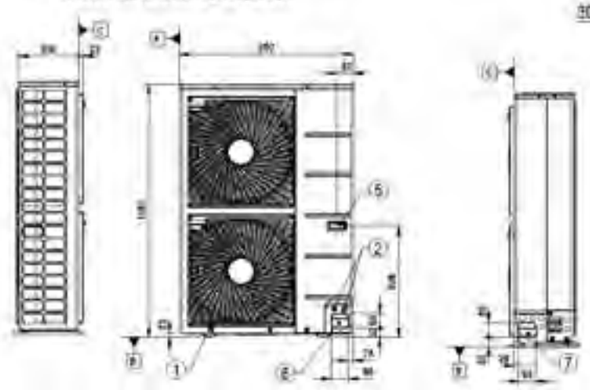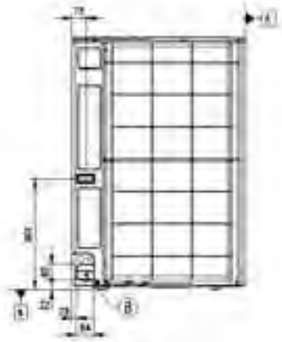
Piping connection port