LG
Life's Good

LG SAC CUSTOMER CARE

CALL 1800-180-3575 (Service Toll Free)

CLICK www.lg.com/in
cac.service@lgepartner.com

www.facebook.com/LGIndiaCommercialAC
www.twitter.com/LGIndia

To know more about LG, visit www.lg.com/in/business/air-solution
For Corporate/Institutional enquiries,
please write to **sac.marketing@lge.com**

Regd. Office: LG Electronics India Pvt. Ltd., A-24/6, Mohan Cooperative Industrial Estate, Mathura Road, New Delhi-110044

CIN No. U32107DL1997PTC220109

Please contact us at North: **9953554953,** South: **7824805486,** East: **7824805486,** West: **9923108310**

LG Greencycle
LG Supports A Green World
For more information visit
www.lg.com/in/recycling

LG
Life's Good

SYSTEM
AIR CONDITIONING

DISCOVER THE POWER OF THE MOST ENERGY EFFICIENT SYSTEM.

MULTI V™ 5

TEMPERATURE SENSOR + HUMIDITY SENSOR

DUAL SENSING CONTROL

ABOUT LG

Ever since manufacturing of Korea's first home grown air conditioner began in 1968, LG has remained at the forefront of air conditioning innovation. LG has not only been the leading manufacturer of top notch energy efficient solution provider, but also has been amongst the top selling air conditioning brands globally.

With more and more focus on providing superior quality products, our team of experts work tirelessly to create solutions based on latest technologies to provide faster and smarter solutions.

LG India through its world-class manufacturing facilities in Greater Noida & Pune, has been reaching out to its customers with its comprehensive product portfolio that includes chillers, VRF systems, ducted splits, rooftop units, cassette units, floor standing units and building management systems (BMS).

The company also produces outstanding air conditioning professionals at its esteemed academies located in Delhi & Pune, India. It has nearly 80 academies worldwide. These centres of excellence, provide workshops and training programs that offer invaluable hands-on experience. LG also provides useful tools for HVAC system engineers and installers, including its time saving LG Air Conditioner Technical Solutions (LATS) software.

GLOBAL PRESENCE

Gr. Noida Factory	Pune Factory	Noida Innovation Gallery	Pune Academy	Bengaluru Academy

NABL CERTIFIED VRF TEST BED

A fully automatic psychrometric lab in compliance with AHRI / IS standards accredited by NABL .

BENEFITS OF LG MULTI V

BENEFITS FOR BUILDING OWNER

- Efficient Management & Cost Reduction
- Reliability Guaranteed in Every Aspect
- Customised Comfort and Solution

BENEFITS FOR DEVELOPERS / CONSTRUCTION COMPANIES

- Green Solutions
- Maximising Space Utilisation
- Smart Building Solutions

BENEFITS FOR CONSULTANTS

- Versatile Solutions
- Professional Designing Support
- Optimised Comfort in HVAC Designing

BENEFITS FOR END-USERS

- Operation Cost Saving
- Comfortable Cooling & Heating
- Convenient Functions

* Dual Sensing Smart Load Control based, below 50% humidity, model ARUN260LTE5

OUTDOOR UNITS LINE-UP

Unit : HP

Type	Features	Appearance	4	5	6	8	10	12	14	16	18	20	22	24	26	28	30	32	34	36	38	40	42	44	46	48	50	52	54	56	58	60	62	64	66	68	70	72	74	76	78	80	....	104
MULTI V 5	• Dual sensing control • Large capacity ODU (Up to 26HP) • Black fin heat exchanger • Ability to function as heat pump • Flexible installation with large capacity in wide operation range • For large space, high rise building and individual control building					●	●	●	●																																			
										●	●	●	●	●	●																													
																●	●	●	●	●	●	●	●	●		●	●	●																
																									●				●	●	●	●	●	●	●			●	●	●	●			
																																				●	●					●	●	●
MULTI V S	• Saves floor space • Flexible design applications - Slim, light and wide line up (4 ~ 14HP) - Combination of indoor unit (Up to 23 Units) • For small / medium building	Compact	● ○	● ○	● ○																																							
						●	●	●																																				
				□	□				■																																			
MULTI V WATER IV Heat Pump	• High efficiency system regardless external conditions • Indoor installation product • Low noise level • For water sourced system, high rise building and aesthetic building • For individual control building					●	●		●			●																																	
										●	●		●	●		●	●		●			●																							
																							●	●		●	●		●			●													
																																	●	●		●	●		●			●			
MULTI V WATER IV Cooling only							■					■					■																												

● Heat Pump (H/P), 380V, 3Ø
○ Heat Pump (H/P), 220V, 1Ø
■ Cooling Only (C/O), 380V, 3Ø
□ Cooling Only (C/O), 220V, 1Ø

INDOOR UNITS LINE-UP

Type \ kW		1.5	2.2	2.8	3.6	4.5	5.6	6.2	7.1	8.2	9.0	10.6	12.3	14.1	15.8	22.4	28.0
	Btu/h	5k	7k	9k	12k	15k	18k	21k	24k	28k	30k	36k	42k	48k	54k	76k	96k
4th generation Wall Mounted Unit	Standard			●	●	●	●		●		●	●					
4th generation Ceiling Mounted Unit	Round Cassette								●			●		●			
	4 Way Cassette (570 x 570)	●	●	●	●	●	●	●									
	4 Way Cassette (840 x 840)			●	●	●	●		●		●	●	●	●	●		
	2 Way Cassette			●	●		●		●								
	1 Way Cassette		●	●	●		●		●								
4th generation Ceiling Concealed Duct	High Static		●	●	●	●	●		●	●		●	●	●	●	●	●
	Low Static			●	●	●	●		●								
4th generation Fresh Air Intake Units																●	●
4th generation Floor Standing	Floor Standing													●			●
4th generation Hydro Kit	Low Temperature												●				●
	High Temperature												●			●	
4th generation Energy Recovery Ventilator with DX Coil	without Humidifier					●			●		●						

※ If 4th generation indoor units are combined to 2nd generation indoor units, several functions are not available.
More detailed information, refer to the "MULTI V Indoor units Compatibility Table"

INDOOR UNITS FEATURE OVERVIEW

Energy Monitoring	2 Set Point	Occupied / Unoccupied Scheduling Function	Group Control	Test Run (Cooling)	Test Run (Heating)	Model Information Monitoring	Auto Addressing	Refrigerant Leakage Detection	Thermo On / Off Range Setting (Cooling)	Thermo On / Off Range Setting (Heating)	Static Pressure 11 Step Control (Only for Ceiling Concealed Duct Type)	1 Point External Input (On / Off Control)	Filter Sign (Remaining Time)	Auto Restart Function Disable / Enable	Wi-Fi Ready
●	●	●	●	●	●	●	●	●	●	●		●	●	●	▲*
●	●	●	●	●	●	●	●	●	●	●		●	●	●	●
●	●	●	●	●	●	●	●	●	●	●		●	●	●	●
●	●	●	●	●	●	●	●	●	●	●		●	●	●	●
●	●	●	●	●	●	●	●	●	●	●		●	●	●	●
●	●	●	●	●	●	●	●	●	●	●		●	●	●	●
●	●	●	●	●	●	●	●	●	●	●	●	●	●	●	●
●	●	●	●	●	●	●	●	●	●	●	●	●	●	●	●
●	●	●	●	●	●	●	●	●	●	●	●	●	●	●	●
●	●	●	●	●	●	●	●	●	●	●		●	●	●	●
●			●	●	●	●	●	●	●	●		●		●	●
●			●	●	●	●	●	●		●		●		●	●
				●	●		●	●				●	●	●	

* 30k, 36k model, Wi-Fi module is embedded

MULTI V 5 SPECIFICATIONS

HIGH EFFICIENCY HEAT PUMP

JRUN080LTE5 / JRUN100LTE5
JRUN120LTE5 / JRUN140LTE5

HP			8	10	12	14
Model Name	Combination Unit		JRUN080LTE5	JRUN100LTE5	JRUN120LTE5	JRUN140LTE5
	Independent Unit		JRUN080LTE5	JRUN100LTE5	JRUN120LTE5	JRUN140LTE5
Capacity (Rated)	Cooling	kW	22.4	28.0	33.6	39.2
		kcal/h	19,300	24,100	28,900	33,700
		Btu/h	76,400	95,500	114,600	133,800
	Heating	kW	22.4	28.0	33.6	39.2
		kcal/h	19,300	24,100	28,900	33,700
		Btu/h	76,400	95,500	114,600	133,800
Exterior	Casing Color		Warm Gray / Dawn Gray	Warm Gray / Dawn Gray	Warm Gray / Dawn Gray	Warm Gray / Dawn Gray
Heat Exchanger			Black Fin	Black Fin	Black Fin	Black Fin
Compressor	Type		LG BLDC Inverter Scroll	LG BLDC Inverter Scroll	LG BLDC Inverter Scroll	LG BLDC Inverter Scroll
	Starting Method		DC Inverter Starting	DC Inverter Starting	DC Inverter Starting	DC Inverter Starting
	Number of Compressor		1	1	1	1
Fan	Type		Axial Flow Fan	Axial Flow Fan	Axial Flow Fan	Axial Flow Fan
	Motor Output x Number	W x No.	900 x 1	900 x 1	900 x 1	900 x 1
	Air Flow Rate (High)	m^3/min x No.	210 x 1	210 x 1	210 x 1	210 x 1
	Drive		DC INVERTER	DC INVERTER	DC INVERTER	DC INVERTER
	Discharge	Side / Top	TOP	TOP	TOP	TOP
Pipe Connections	Liquid Pipe	mm (inch)	9.52 (3/8)	9.52 (3/8)	12.7 (1/2)	12.7 (1/2)
	Gas Pipe	mm (inch)	19.05 (3/4)	22.2 (7/8)	28.58 (1-1/8)	28.58 (1-1/8)
Operation Range	Cooling	°C (°F)	-5 ~ 53 (23 ~ 127)	-5 ~ 53 (23 ~ 127)	-5 ~ 53 (23 ~ 127)	-5 ~ 53 (23 ~ 127)
	Heating	°C (°F)	-20 ~ 18 (-4 ~ 64)	-20 ~ 18 (-4 ~ 64)	-20 ~ 18 (-4 ~ 64)	-20 ~ 18 (-4 ~ 64)
Dimensions (W x H x D)		mm x No.	(920 x 1,680 x 760) x 1	(920 x 1,680 x 760) x 1	(920 x 1,680 x 760) x 1	(920 x 1,680 x 760) x 1
Weight	Net Weight	kg x No.	177 x 1	177 x 1	177 x 1	186 x 1
	Shipping Weight	kg x No.	184 x 1	184 x 1	184 x 1	193 x 1
Sound Pressure Level	Cooling	dB(A)	58.5	58.5	59.0	60.0
Communication Cable		mm^2 x No. (VCTF-SB)	1.0 ~ 1.5 x 2C	1.0 ~ 1.5 x 2C	1.0 ~ 1.5 x 2C	1.0 ~ 1.5 x 2C
Refrigerant	Refrigerant Name		R410A	R410A	R410A	R410A
	Control		Electronic Expansion Valve	Electronic Expansion Valve	Electronic Expansion Valve	Electronic Expansion Valve
Power Supply		Ø, V, Hz	3, 380-415, 50	3, 380-415, 50	3, 380-415, 50	3, 380-415, 50
Number of maximum connectable indoor units			13 (20)	16 (25)	20 (30)	23 (35)
Maximum Indoor Unit Combination Ratio*			200%	200%	200%	200%

HIGH EFFICIENCY HEAT PUMP

JRUN160LTE5 / JRUN180LTE5
JRUN200LTE5 / JRUN220LTE5

HP			16	18	20	22
Model Name	Combination Unit		JRUN160LTE5	JRUN180LTE5	JRUN200LTE5	JRUN220LTE5
	Independent Unit		JRUN160LTE5	JRUN180LTE5	JRUN200LTE5	JRUN220LTE5
Capacity (Rated)	Cooling	kW	44.8	50.4	56.0	61.6
		kcal/h	38,500	43,300	48,200	53,000
		Btu/h	152,900	172,000	191,100	210,200
	Heating	kW	44.8	50.4	56.0	61.6
		kcal/h	38,500	43,300	48,200	53,000
		Btu/h	152,900	172,000	191,100	210,200
Exterior	Casing Color		Warm Gray / Dawn Gray	Warm Gray / Dawn Gray	Warm Gray / Dawn Gray	Warm Gray / Dawn Gray
Heat Exchanger			Black Fin	Black Fin	Black Fin	Black Fin
Compressor	Type		LG BLDC Inverter Scroll	LG BLDC Inverter Scroll	LG BLDC Inverter Scroll	LG BLDC Inverter Scroll
	Starting Method		DC Inverter Starting	DC Inverter Starting	DC Inverter Starting	DC Inverter Starting
	Number of Compressor		1	2	2	2
Fan	Type		Axial Flow Fan	Axial Flow Fan	Axial Flow Fan	Axial Flow Fan
	Motor Output x Number	W x No.	1,500 x 1	1,500 x 1	1,500 x 1	1,500 x 1
	Air Flow Rate (High)	m^3/min x No.	270 x 1	270 x 1	270 x 1	270 x 1
	Drive		DC INVERTER	DC INVERTER	DC INVERTER	DC INVERTER
	Discharge	Side / Top	TOP	TOP	TOP	TOP
Pipe Connections	Liquid Pipe	mm (inch)	12.7 (1/2)	15.88 (5/8)	15.88 (5/8)	15.88 (5/8)
	Gas Pipe	mm (inch)	28.58 (1-1/8)	28.58 (1-1/8)	28.58 (1-1/8)	28.58 (1-1/8)
Operation Range	Cooling	°C (°F)	-5 ~ 53 (23 ~ 127)	-5 ~ 53 (23 ~ 127)	-5 ~ 53 (23 ~ 127)	-5 ~ 53 (23 ~ 127)
	Heating	°C (°F)	-20 ~ 18 (-4 ~ 64)	-20 ~ 18 (-4 ~ 64)	-20 ~ 18 (-4 ~ 64)	-20 ~ 18 (-4 ~ 64)
Dimensions (W x H x D)		mm x No.	(1,240 x 1,680 x 760) x 1	(1,240 x 1,680 x 760) x 1	(1,240 x 1,680 x 760) x 1	(1,240 x 1,680 x 760) x 1
Weight	Net Weight	kg x No.	200 x 1	247 x 1	257 x1	257 x1
	Shipping Weight	kg x No.	208 x 1	255 x 1	265 x 1	265 x 1
Sound Pressure Level	Cooling	dB(A)	62.0	62.0	62.0	62.0
Communication Cable		mm^2 x No. (VCTF-SB)	1.0 ~ 1.5 x 2C	1.0 ~ 1.5 x 2C	1.0 ~ 1.5 x 2C	1.0 ~ 1.5 x 2C
Refrigerant	Refrigerant Name		R410A	R410A	R410A	R410A
	Control		Electronic Expansion Valve	Electronic Expansion Valve	Electronic Expansion Valve	Electronic Expansion Valve
Power Supply		Ø, V, Hz	3, 380-415, 50	3, 380-415, 50	3, 380-415, 50	3, 380-415, 50
Number of maximum connectable indoor units			26 (40)	29 (45)	32 (50)	35 (44)
Maximum Indoor Unit Combination Ratio*			200%	200%	200%	200%

HIGH EFFICIENCY HEAT PUMP

ARUN240LTE5 / ARUN260LTE5

HP			24	26
Model Name	Combination Unit		ARUN240LTE5	ARUN260LTE5
	Independent Unit		ARUN240LTE5	ARUN260LTE5
Capacity (Rated)	Cooling	kW	67.2	72.8
		kcal/h	57,800	62,600
		Btu/h	229,300	248,400
	Heating	kW	74.3	74.3
		kcal/h	63,900	63,900
		Btu/h	253,500	253,500
Exterior	Casing Color		Warm Gray / Dawn Gray	Warm Gray / Dawn Gray
Heat Exchanger			Black Fin	Black Fin
Compressor	Type		LG BLDC Inverter Scroll	LG BLDC Inverter Scroll
	Starting Method		DC Inverter Starting	DC Inverter Starting
	Number of Compressor		2	2
Fan	Type		Axial Flow Fan	Axial Flow Fan
	Motor Output x Number	W x No.	900 x 2	900 x 2
	Air Flow Rate (High)	m^3/min x No.	320 x 1	320 x 1
	Drive		DC INVERTER	DC INVERTER
	Discharge	Side / Top	TOP	TOP
Pipe Connections	Liquid Pipe	mm (inch)	15.88 (5/8)	19.05 (3/4)
	Gas Pipe	mm (inch)	34.9 (1-3/8)	34.9 (1-3/8)
Operation Range	Cooling	°C (°F)	-5 ~ 53 (23 ~ 127)	-5 ~ 53 (23 ~ 127)
	Heating	°C (°F)	-20 ~ 18 (-4 ~ 64)	-20 ~ 18 (-4 ~ 64)
Dimensions (W x H x D)		mm x No.	(1,240 x 1,690 x 760) x 1	(1,240 x 1,690 x 760) x 1
Weight	Net Weight	kg x No.	276 x 1	276 x 1
	Shipping Weight	kg x No.	290 x 1	290 x 1
Sound Pressure Level	Cooling	dB(A)	67.0	67.0
Communication Cable		mm^2 x No. (VCTF-SB)	1.0 ~ 1.5 x 2C	1.0 ~ 1.5 x 2C
Refrigerant	Refrigerant Name		R410A	R410A
	Control		Electronic Expansion Valve	Electronic Expansion Valve
Power Supply		Ø, V, Hz	3, 380-415, 50	3, 380-415, 50
Number of maximum connectable indoor units			39 (61)	42 (64)
Maximum Indoor Unit Combination Ratio*			200%	200%

Note : 1. Due to our policy of innovation some specifications may be changed without notification.
2. Wiring cable size must comply with the applicable local
and national codes. And "Electric characteristics" chapter should
be considered for electrical work and design. Especially the power cable and circuit breaker should be selected in accordance with that
3. Sound pressure level is measured on the rated condition in the anechoic rooms by ISO 3745 standard.
Therefore, these values can be increased owing to ambient conditions during operation. 4. Performances are based on the following conditions :
- Cooling : Indoor Ambient Temp. 27°CDB / 19°CWB, Outdoor
  Ambient Temp. 35°CDB / 24°CWB
- Interconnected Pipe Length is 7.5m and difference of
  Elevation (Outdoor ~ Indoor Unit) is 0m.

5. This product contains Fluorinated greenhouse gases. (R410A, GWP(Global warming potential) = 2,087.5)

HIGH EFFICIENCY COOLING ONLY

JRUV080LTE5 / JRUV100LTE5
JRUV120LTE5 / JRUV140LTE5

HP			8	10	12	14
Model Name	Combination Unit		JRUV080LTE5	JRUV100LTE5	JRUV120LTE5	JRUV140LTE5
	Independent Unit		JRUV080LTE5	JRUV100LTE5	JRUV120LTE5	JRUV140LTE5
Capacity (Rated)	Cooling	kW	22.4	28.0	33.6	39.2
		kcal/h	19,300	24,100	28,900	33,700
		Btu/h	76,400	95,500	114,600	133,800
	Heating	kW	-	-	-	-
		kcal/h	-	-	-	-
		Btu/h	-	-	-	-
Exterior	Casing Color		Warm Gray / Dawn Gray	Warm Gray / Dawn Gray	Warm Gray / Dawn Gray	Warm Gray / Dawn Gray
Heat Exchanger			Black Fin	Black Fin	Black Fin	Black Fin
Compressor	Type		LG BLDC Inverter Scroll	LG BLDC Inverter Scroll	LG BLDC Inverter Scroll	LG BLDC Inverter Scroll
	Starting Method		DC Inverter Starting	DC Inverter Starting	DC Inverter Starting	DC Inverter Starting
	Number of Compressor		1	1	1	1
Fan	Type		Axial Flow Fan	Axial Flow Fan	Axial Flow Fan	Axial Flow Fan
	Motor Output x Number	W x No.	900 x 1	900 x 1	900 x 1	900 x 1
	Air Flow Rate (High)	m^3/min x No.	210 x 1	210 x 1	210 x 1	210 x 1
	Drive		DC INVERTER	DC INVERTER	DC INVERTER	DC INVERTER
	Discharge	Side / Top	TOP	TOP	TOP	TOP
Pipe Connections	Liquid Pipe	mm (inch)	9.52 (3/8)	9.52 (3/8)	12.7 (1/2)	12.7 (1/2)
	Gas Pipe	mm (inch)	19.05 (3/4)	22.2 (7/8)	28.58 (1-1/8)	28.58 (1-1/8)
Operation Range	Cooling	°C (°F)	-5 ~ 53 (23 ~ 127)	-5 ~ 53 (23 ~ 127)	-5 ~ 53 (23 ~ 127)	-5 ~ 53 (23 ~ 127)
Dimensions (W x H x D)		mm x No.	(920 x 1,680 x 760) x 1	(920 x 1,680 x 760) x 1	(920 x 1,680 x 760) x 1	(920 x 1,680 x 760) x 1
Weight	Net Weight	kg x No.	177 x 1	177 x 1	177 x 1	186 x 1
	Shipping Weight	kg x No.	184 x 1	184 x 1	184 x 1	193 x 1
Sound Pressure Level	Cooling	dB(A)	58.5	58.5	59.0	60.0
Communication Cable		mm^2 x No. (VCTF-SB)	1.0 ~ 1.5 x 2C	1.0 ~ 1.5 x 2C	1.0 ~ 1.5 x 2C	1.0 ~ 1.5 x 2C
Refrigerant	Refrigerant Name		R410A	R410A	R410A	R410A
	Control		Electronic Expansion Valve	Electronic Expansion Valve	Electronic Expansion Valve	Electronic Expansion Valve
Power Supply		Ø, V, Hz	3, 380-415, 50	3, 380-415, 50	3, 380-415, 50	3, 380-415, 50
Number of maximum connectable indoor units			13 (20)	16 (25)	20 (30)	23 (35)
Maximum Indoor Unit Combination Ratio*			200%	200%	200%	200%

HIGH EFFICIENCY COOLING ONLY

JRUV160LTE5 / JRUV180LTE5
JRUV200LTE5 / JRUV220LTE5

HP			16	18	20	22
Model Name	Combination Unit		JRUV160LTE5	JRUV180LTE5	JRUV200LTE5	JRUV220LTE5
	Independent Unit		JRUV160LTE5	JRUV180LTE5	JRUV200LTE5	JRUV220LTE5
Capacity (Rated)	Cooling	kW	44.8	50.4	56.0	61.6
		kcal/h	38,500	43,300	48,200	53,000
		Btu/h	152,900	172,000	191,100	210,200
	Heating	kW	-	-	-	-
		kcal/h	-	-	-	-
		Btu/h	-	-	-	-
Exterior	Casing Color		Warm Gray / Dawn Gray	Warm Gray / Dawn Gray	Warm Gray / Dawn Gray	Warm Gray / Dawn Gray
Heat Exchanger			Black Fin	Black Fin	Black Fin	Black Fin
Compressor	Type		LG BLDC Inverter Scroll	LG BLDC Inverter Scroll	LG BLDC Inverter Scroll	LG BLDC Inverter Scroll
	Starting Method		DC Inverter Starting	DC Inverter Starting	DC Inverter Starting	DC Inverter Starting
	Number of Compressor		1	2	2	2
Fan	Type		Axial Flow Fan	Axial Flow Fan	Axial Flow Fan	Axial Flow Fan
	Motor Output x Number	W x No.	1,500 x 1	1,500 x 1	1,500 x 1	1,500 x 1
	Air Flow Rate (High)	m^3/min x No.	270 x 1	270 x 1	270 x 1	270 x 1
	Drive		DC INVERTER	DC INVERTER	DC INVERTER	DC INVERTER
	Discharge	Side / Top	TOP	TOP	TOP	TOP
Pipe Connections	Liquid Pipe	mm (inch)	12.7 (1/2)	15.88 (5/8)	15.88 (5/8)	15.88 (5/8)
	Gas Pipe	mm (inch)	28.58 (1-1/8)	28.58 (1-1/8)	28.58 (1-1/8)	28.58 (1-1/8)

Operation Range	Cooling	°C (°F)	-5 ~ 53 (23 ~ 127)	-5 ~ 53 (23 ~ 127)	-5 ~ 53 (23 ~ 127)	-5 ~ 53 (23 ~ 127)
Dimensions (W x H x D)		mm x No.	(1,240 x 1,680 x 760) x 1	(1,240 x 1,680 x 760) x 1	(1,240 x 1,680 x 760) x 1	(1,240 x 1,680 x 760) x 1
Weight	Net Weight	kg x No.	200 x 1	247 x 1	257 x1	257 x1
	Shipping Weight	kg x No.	208 x 1	255 x 1	265 x 1	265 x 1
Sound Pressure Level	Cooling	dB(A)	62.0	62.0	62.0	62.0
Communication Cable		mm^2 x No. (VCTF-SB)	1.0 ~ 1.5 x 2C	1.0 ~ 1.5 x 2C	1.0 ~ 1.5 x 2C	1.0 ~ 1.5 x 2C
Refrigerant	Refrigerant Name		R410A	R410A	R410A	R410A
	Control		Electronic Expansion Valve	Electronic Expansion Valve	Electronic Expansion Valve	Electronic Expansion Valve
Power Supply		Ø, V, Hz	3, 380-415, 50	3, 380-415, 50	3, 380-415, 50	3, 380-415, 50
Number of maximum connectable indoor units			26 (40)	29 (45)	32 (50)	35 (44)
Maximum Indoor Unit Combination Ratio*			200%	200%	200%	200%

HIGH EFFICIENCY COOLING ONLY

ARUV240LTE5 / ARUV260LTE5

HP			24	26
Model Name	Combination Unit		ARUV240LTE5	ARUV260LTE5
	Independent Unit		ARUV240LTE5	ARUV260LTE5
Capacity (Rated)	Cooling	kW	67.2	72.8
		kcal/h	57,800	62,600
		Btu/h	229,300	248,400
	Heating	kW	-	-
		kcal/h	-	-
		Btu/h	-	-
Exterior	Casing Color		Warm Gray / Dawn Gray	Warm Gray / Dawn Gray
Heat Exchanger			Black Fin	Black Fin
Compressor	Type		LG BLDC Inverter Scroll	LG BLDC Inverter Scroll
	Starting Method		DC Inverter Starting	DC Inverter Starting
	Number of Compressor		2	2
Fan	Type		Axial Flow Fan	Axial Flow Fan
	Motor Output x Number	W x No.	900 x 2	900 x 2
	Air Flow Rate (High)	m^3/min x No.	320 x 1	320 x 1
	Drive		DC INVERTER	DC INVERTER
	Discharge	Side / Top	TOP	TOP
Pipe Connections	Liquid Pipe	mm (inch)	15.88 (5/8)	19.05 (3/4)
	Gas Pipe	mm (inch)	34.9 (1-3/8)	34.9 (1-3/8)
Operation Range	Cooling	°C (°F)	-5 ~ 53 (23 ~ 127)	-5 ~ 53 (23 ~ 127)
Dimensions (W x H x D)		mm x No.	(1,240 x 1,690 x 760) x 1	(1,240 x 1,690 x 760) x 1
Weight	Net Weight	kg x No.	276 x 1	276 x 1
	Shipping Weight	kg x No.	290 x 1	290 x 1
Sound Pressure Level	Cooling	dB(A)	67.0	67.0
Communication Cable		mm^2 x No. (VCTF-SB)	1.0 ~ 1.5 x 2C	1.0 ~ 1.5 x 2C
Refrigerant	Refrigerant Name		R410A	R410A
	Control		Electronic Expansion Valve	Electronic Expansion Valve
Power Supply		Ø, V, Hz	3, 380-415, 50	3, 380-415, 50
Number of maximum connectable indoor units			39 (61)	42 (64)
Maximum Indoor Unit Combination Ratio*			200%	200%

Note : 1. Due to our policy of innovation some specifications may be changed without notification.
2. Wiring cable size must comply with the applicable local and national codes. And "Electric characteristics" chapter should be considered for electrical work and design.
Especially the power cable and circuit breaker should be selected in accordance with that
3. Sound pressure level is measured on the rated condition in the anechoic rooms by ISO 3745 standard.
Therefore, these values can be increased owing to ambient conditions during operation.
4. Performances are based on the following conditions :
- Cooling : Indoor Ambient Temp. 27°CDB / 19°CWB, Outdoor Ambient Temp. 35°CDB / 24°CWB
- Interconnected Pipe Length is 7.5m and difference of Elevation (Outdoor ~ Indoor Unit) is 0m.

5. This product contains Fluorinated greenhouse gases. (R410A, GWP(Global warming potential) = 2,087.5)
* The recommended ratio is 130%.

KEY FEATURES

- ENERGY SAVING AND OPTIMISED COOLING THROUGH DUAL SENSING (TEMPERATURE AND HUMIDITY SENSOR)
- HEAT EXCHANGER WITH BLACK FIN FOR CORROSION RESISTANCE
- LARGE CAPACITY OUTDOOR UNITS (SINGLE OUTDOOR UP TO 26 HP)
- INCREASED AIR FLOW RATE WITH BIOMIMETICS FAN
- HIGH COMPRESSOR RELIABILITY WITH OIL LEVEL SENSOR
- AUTO DUST REMOVAL

INDOOR UNITS

WALL MOUNTED UNIT

JRNU09GSJA4 / JRNU12GSJA4 / JRNU15GSJA4 / JRNU18GSKA4
JRNU24GSKA4 / ARNU30GSVA4 / ARNU36GSVA4

Model		Unit	JRNU09GSJA4	JRNU12GSJA4	JRNU15GSJA4	JRNU18GSKA4	JRNU24GSKA4	ARNU30GSVA4	ARNU36GSVA4
Cooling Capacity		kW	2.8	3.6	4.5	5.6	7.1	8.8	10.4
		kcal/h	2,400	3,100	3,900	4 800	6,100	7,500	9,000
		Btu/h	9,600	12,300	15,400	19,100	24,200	30,000	35,500
Heating Capacity		kW	3.2	4.0	5.0	6.3	7.5	9.4	10.8
		kcal/h	2,800	3,400	4,300	5,400	6,400	8,100	9,300
		Btu/h	10,900	13,600	17,100	21,500	25,500	32,000	37,000
Dimensions (W x H x D)	Body (Net)	mm	837 x 302 x 189	837 x 302 x 189	837 x 302 x 189	998 x 330 x 210	998 x 330 x 210	1,190 x 346 x 265	1,190 x 346 x 265
	Body (Gross)	mm	892 x 381 x 246	892 x 381 x 246	892 x 381 x 246	1,063 x 420 x 271	1,063 x 420 x 271	1,238 x 419 x 314	1,238 x 419 x 314
Air Flow Rate (SH / H / M / L)		m^3/min	9.5 / 8.2 / 7.0 / 6.5	12.5 / 9.5 / 8.2 / 6.5	12.5 / 10.5 / 9.0 / 7.0	15.2 / 14.0 / 12.0 / 10.5	18.0 / 15.2 / 12.7 / 10.5	25.1 / 23.0 / 20.0 / 17.0	28.5 / 26.0 / 23.0 / 19.0
		ft^3/min	336 / 289 / 247 / 229	442 / 335 / 289 / 229	442 / 370 / 317 / 247	537 / 494 / 423 / 371	636 / 536 / 448 / 371	886 / 812 / 706 / 600	1,007 / 918 / 812 / 671
Pipe Connections	Liquid Side	mm (inch)	6.35 (1/4)	6.35 (1/4)	6.35 (1/4)	6.35 (1/4)	9.52 (3/8)	9.52 (3/8)	9.52 (3/8)
	Gas Side	mm (inch)	12.7 (1/2)	12.7 (1/2)	12.7 (1/2)	12.7 (1/2)	15.88 (5/8)	15.88 (5/8)	15.88 (5/8)
	Drain Pipe (Internal Dia.)	mm (inch)	16 (5/8)	16 (5/8)	16 (5/8)	16 (5/8)	16 (5/8)	16 (5/8)	16 (5/8)
Weight	Body (Net)	kg	8.6	8.6	8.6	12.4	12.4	16.6	16.6
	Body (Gross)	kg	11.5	11.5	11.5	15.5	15.5	21.2	21.2
Sound Pressure Levels (H / M / L)		dB(A)	34 / 32 / 28	37 / 34 / 30	42 / 39 / 32	43 / 39 / 34	46 / 41 / 34	49 / 44 / 42	52 / 47 / 43
Power Supply		Ø, V, Hz	1, 220-240, 50	1, 220-240, 50	1, 220-240, 50	1, 220-240, 50	1, 220-240, 50	1, 220-240, 50	1, 220-240, 50
Color			White	White	White	White	White	White	White

Note : 1. Due to our policy of innovation some specifications may be changed without notification.
2. Capacities are net capacities and based on the following conditions. Refer to the Outdoor Unit Specifications for calculating the real capacity.
• Cooling : Indoor Ambient Temp. 27°CDB / 19°CWB, Outdoor Ambient Temp. 35°CDB / 24°CWB
• Heating : Indoor Ambient Temp. 20°CDB / 15°CWB, Outdoor Ambient Temp. 7°CDB / 6°CWB
• Interconnected Pipe is standard length and difference of Elevation (Outdoor ~ Indoor Unit) is Zero.
• Super High mode available for max 30 min. and will auto shift to previous mode for comfort operation.
• Due to continuous improvement above function may be subjected to change without any prior notice.

KEY FEATURES

6-STEP VANE CONTROL UP TO 70º

The vertical vane, which moves up and down, has 6 different settings including full swing.

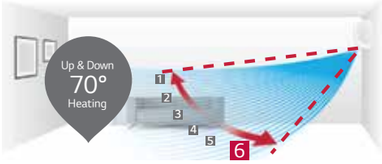

※ Angle can be different from each model and working mode.

AUTO-CLEANING

Its auto-cleaning innovative feature prevents bacteria, mold and odour formation in the indoor unit which allows the flow of air free from microbes.

By dehumidifying, the auto cleaning function eliminates substances that might be harmful.

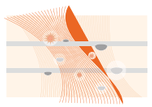

The indoor environment remains odourless with the advanced deodorising function.

By preventing polluting of the heat exchanger caused by various germs and bacteria, the performance and life span of the air conditioner do not wither away even after a period of 10 years.

Bacteria Prevention | Odour Elimination | Mold Elimination

KEY APPLICATIONS

RETAIL | RESTAURANT | OFFICE | HOTEL | RESIDENTIAL

ROUND CASSETTE

ARNU24GTYA4 / ARNU36GTYA4 / ARNU48GTYA4

Model		Unit	ARNU24GTYA4	ARNU36GTYA4	ARNU48GTYA4
Cooling Capacity Rated		kW	7.1	10.6	14.1
		Btu/h	24,200	36,200	48,100
Heating Capacity Rated		kW	8.0	11.9	15.9
		Btu/h	27,300	40,600	54,200
Air Flow Rate (H / M / L)		m^3/min	22 / 21 / 19	27 / 24 / 21	32 / 28 / 23
		ft^3/min	777 / 742 / 671	954 / 848 / 742	1,131 / 989 / 813
Dimensions (W x H x D)	Body (Net)	mm	1,050 x 330 x 1,050	1,050 x 330 x 1,050	1,050 x 330 x 1,050
	Body (Gross)	mm	1,137 x 395 x 1,132	1,137 x 395 x 1,132	1,137 x 395 x 1,132
Exterior	Color (RAL Code)	-	White (9003)	White (9003)	White (9003)
Drain Pipe	O.D / I.D	mm (inch)	32 / 25	32 / 25	32 / 25
Piping Connection	Liquid Side	mm (inch)	9.52 (3/8)	9.52 (3/8)	9.52 (3/8)
	Gas Side	mm (inch)	15.88 (5/8)	15.88 (5/8)	15.88 (5/8)
Weight	Body (Net)	kg	30.0	30.0	30.0
	Body (Gross)	kg	36.0	36.0	36.0
Sound Pressure Levels (H / M / L)		dB(A)	39 / 37 / 34	43 / 39 / 37	47 / 44 / 39
Power Supply		Ø, V, Hz	1, 220-240, 50/60	1, 220-240, 50/60	1, 220-240, 50/60

Note : 1. Due to our policy of innovation some specifications may be changed without notification.
2. Capacities are net capacities and based on the following conditions. Refer to the Outdoor Unit Specifications for calculating the real capacity.
• Cooling : Indoor Ambient Temp. 27°CDB / 19°CWB, Outdoor Ambient Temp. 35°CDB / 24°CWB • Heating : Indoor Ambient Temp. 20°CDB / 15°CWB, Outdoor Ambient Temp. 7°CDB / 6°CWB • Interconnected Pipe is standard length and difference of Elevation (Outdoor ~ Indoor Unit) is Zero.
3. I.D : 'Internal Diameter' 4. LG Round cassette with black color panel is also available so LG Sales office can be contacted for further information.

KEY FEATURES

COMFORT

With its 6-speed precision control technology and perfect round design, it offers comfortable cooling with natural airflow.

LG Round Cassette

AIR PURIFICATION KIT

Smart Indicator
Color display by Air quality

Severe | Very Poor | Poor | Unhealthy | Moderate | Good

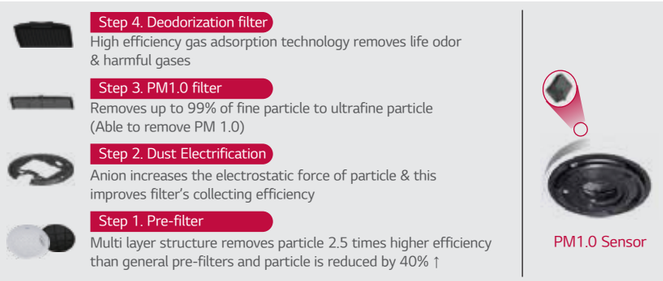

※ Normally HEPA filter type must be replaced regularly. It means that it costs expensive for maintenance.

30% FASTER IN COOLING

With greater airflow, it cools the room 30% faster without missing a spot.

LG Round Cassette

12 minutes to reach the set temperature

PREMIUM DESIGN THAT COMPLETES YOUR SPACE

Its elegant design stands out in any interior and fits perfectly in your space adding a dash of style. Its panels are styled with clean whites and modern blacks, perfecting your interior.

KEY APPLICATIONS

RETAIL | SCHOOL | OFFICE | HOTEL | DORMITORY | RESTAURANT

CEILING MOUNTED CASSETTE

4 WAY CASSETTE 570 X 570

Panel Model

PT-UQC

PT-QCHW0

ARNU05GTRB4 / ARNU07GTRB4
ARNU09GTRB4 / ARNU12GTRB4

Model		Unit	ARNU05GTRB4	ARNU07GTRB4	ARNU09GTRB4	ARNU12GTRB4
Cooling Capacity		kW	1.6	2.2	2.8	3.6
		kcal/h	1,400	1,900	2,400	3,100
		Btu/h	5,500	7,500	9,600	12,300
Heating Capacity		kW	1.8	2.5	3.2	4.0
		kcal/h	1,500	2,200	2,800	3,400
		Btu/h	6,100	8,500	10,900	13,600
Casing			Galvanized Steel Plate	Galvanized Steel Plate	Galvanized Steel Plate	Galvanized Steel Plate
Dimensions (W x H x D)	Body (Net)	mm	570 x 214 x 570	570 x 214 x 570	570 x 214 x 570	570 x 214 x 570
	Body (Gross)	mm	667 x 285 x 646	667 x 285 x 646	667 x 285 x 646	667 x 285 x 646
Air Flow Rate (SH / H / M / L)		m³/min	7.8 / 7.5 / 7.0 / 6.6	7.8 / 7.5 / 7.0 / 6.6	8.6 / 8.0 / 7.5 / 7.1	9.3 / 8.7 / 8.0 / 7.0
		ft³/min	275 / 265 / 247 / 212	275 / 265 / 247 / 212	303 / 283 / 265 / 251	327 / 307 / 283 / 247
Pipe Connections	Liquid Side	mm (inch)	6.35 (1/4)	6.35 (1/4)	6.35 (1/4)	6.35 (1/4)
	Gas Side	mm (inch)	12.7 (1/2)	12.7 (1/2)	12.7 (1/2)	12.7 (1/2)
	Drain Pipe (Internal Dia.)	mm (inch)	25 (1)	25 (1)	25 (1)	25 (1)
Weight	Body (Net)	kg	12.6	12.6	13.7	13.7
	Body (Gross)	kg	15.3	15.3	16.4	16.4
Sound Pressure Levels (SH / H / M / L)		dB(A)	30 / 29 / 27 / 26	30 / 29 / 27 / 26	32 / 30 / 29 / 27	34 / 32 / 30 / 27
Power Supply		Ø, V, Hz	1, 220-240, 50/60	1, 220-240, 50/60	1, 220-240, 50/60	1, 220-240, 50/60
Panel	Panel Name (Accessory)		#1 : PT-UQC, #2 : PT-QCHW0			
	Panel Color		Morning fog	Morning fog	Morning fog	Morning fog
	Dimensions Panel #1 (W x H x D)	mm	700 x 22 x 700	700 x 22 x 700	700 x 22 x 700	700 x 22 x 700
	Dimensions Panel #2 (W x H x D)	mm	620 x 34 x 620	620 x 34 x 620	620 x 34 x 620	620 x 34 x 620

ARNU15GTQB4 / ARNU18GTQB4
ARNU21GTQB4

Model		Unit	ARNU15GTQB4	ARNU18GTQB4	ARNU21GTQB4
Cooling Capacity		kW	4.5	5.6	6.0
		kcal/h	3,900	4,800	5,100
		Btu/h	15,400	19,100	20,500
Heating Capacity		kW	5.0	6.3	6.8
		kcal/h	4,300	5,400	5,800
		Btu/h	17,100	21,500	23,200
Casing			Galvanized Steel Plate	Galvanized Steel Plate	Galvanized Steel Plate
Dimensions (W x H x D)	Body (Net)	mm	570 x 256 x 570	570 x 256 x 570	570 x 256 x 570
	Body (Gross)	mm	667 x 327 x 646	667 x 327 x 646	667 x 327 x 646
Air Flow Rate (SH / H / M / L)		m³/min	12.8 / 11.0 / 10.0 / 9.3	12.7 / 11.2 / 11.0 / 10.0	13.9 / 12.0 / 11.1 / 9.4
		ft³/min	453 / 388 / 353 / 328	447 / 396 / 388 / 353	490 / 424 / 392 / 332
Pipe Connections	Liquid Side	mm (inch)	6.35 (1/4)	6.35 (1/4)	9.52 (3/8)
	Gas Side	mm (inch)	12.7 (1/2)	12.7 (1/2)	15.88 (5/8)
	Drain Pipe (Internal Dia.)	mm (inch)	25 (1)	25 (1)	25 (1)
Weight	Body (Net)	kg	15.0	15.0	15.0
	Body (Gross)	kg	17.9	17.9	17.9
Sound Pressure Levels (SH / H / M / L)		dB(A)	40 / 36 / 34 / 32	39 / 37 / 35 / 34	44 / 40 / 38 / 34
Power Supply		Ø, V, Hz	1, 220-240, 50/60	1, 220-240, 50/60	1, 220-240, 50/60
Panel	Panel Name (Accessory)		#1 : PT-UQC, #2 : PT-QCHW0		
	Panel Color		Morning fog	Morning fog	Morning fog
	Dimensions Panel #1 (W x H x D)	mm	700 x 22 x 700	700 x 22 x 700	700 x 22 x 700
	Dimensions Panel #2 (W x H x D)	mm	620 x 34 x 620	620 x 34 x 620	620 x 34 x 620

Note : 1. Due to our policy of innovation some specifications may be changed without notification.
2. Capacities are net capacities and based on the following conditions. Refer to the Outdoor Unit Specifications for calculating the real capacity.
- Cooling : Indoor Ambient Temp. 27°CDB / 19°CWB, Outdoor Ambient Temp. 35°CDB / 24°CWB
- Heating : Indoor Ambient Temp. 20°CDB / 15°CWB, Outdoor Ambient Temp. 7°CDB / 6°CWB
- Interconnected Pipe is standard length and difference of Elevation (Outdoor ~ Indoor Unit) is Zero.

CEILING MOUNTED CASSETTE

HIGHLIGHTS OF 4 WAY, 2 WAY AND 1 WAY CASSETTE

Cassette		4 Way (570 x 570)	4 Way (840 x 840)	2 Way	1 Way
Smart	Wi-Fi	○	○	○	○
Energy Efficiency	Human Detection	-	○	-	-
Health	Air Purification	-	○	-	○
	Auto Cleaning	-	-	○	-
Comfort	Drain Pump	○	○	○	○
	Sleep Mode	○	○	○	○
	Timer (On / Off)	○	○	○	○
	Timer (Weekly)	○	○	○	○
	Two Thermistor Control	○	○	○	○
	Group Control	○	○	○	○

※ ○ : Applied, - : Not applied

KEY FEATURES

HUMAN DETECTION SENSOR

4 WAY CASSETTE (840 X 840)

Panel Name (Accessory)
: PT-MCGW0 / PT-MPGW0
(For Human Detection)



Human Detection Sensor (PTVSMA0)

Human Detection Sensor
- Saves energy
- Offers comfortable airflow
- Uses the sensor as an optional accessory and can be applied to PT-MCGW0, PT-MPGW0

ON / OFF MODE

The indoor unit automatically stops when detecting absence. It runs again when sensing human body. (Judgement time : 5 ~ 90min)

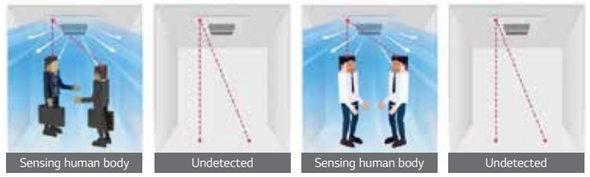

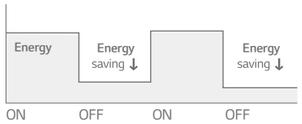

INDEPENDENT VANE CONTROL

The Independent Vane Operation feature uses separate motors, making it possible to control all four vanes independently.

Indirect air flow

Direct air flow

AIR PURIFICATION

Air purification with filtration not only removes upto 99.9% of PM 1.0 but also removes bacteria, odour and ultra-fine dust particles, thus offering you a disease-free environment.

5 step filteration

KEY APPLICATIONS

RETAIL | SCHOOL | OFFICE | HOTEL | DORMITORY | RESTAURANT

CEILING MOUNTED CASSETTE

4 WAY CASSETTE 840 X 840

Panel Model

PT-MCGW0
(For human detection)

PT-MPGW0
(For human detection and for air purification)

※ Human detection and air purification kit need to be purchased additionally

JRNU09GTPA4 / JRNU12GTPA4
JRNU15GTPA4 / JRNU18GTPA4
JRNU24GTPA4

Model		Unit	JRNU09GTPA4	JRNU12GTPA4	JRNU15GTPA4	JRNU18GTPA4	JRNU24GTPA4
Cooling Capacity		kW	2.8	3.6	4.5	5.6	7.1
		kcal/h	2,400	3,100	3,900	4,800	6,100
		Btu/h	9,600	12,300	15,400	19,100	24,200
Heating Capacity		kW	3.2	4.0	5.0	6.3	8.0
		kcal/h	2,800	3,400	4,300	5,400	6,900
		Btu/h	10,900	13,600	17,100	21,500	27,300
Casing			Galvanized Steel Plate	Galvanized Steel Plate	Galvanized Steel Plate	Galvanized Steel Plate	Galvanized Steel Plate
Dimensions (W x H x D)	Body (Net)	mm	840 x 204 x 840	840 x 204 x 840	840 x 204 x 840	840 x 204 x 840	840 x 204 x 840
	Body (Gross)	mm	922 x 276 x 917	922 x 276 x 917	922 x 276 x 917	922 x 276 x 917	922 x 276 x 917
Air Flow Rate (SH / H / M / L)		m³/min	13 / 12 / 11 / 10	14 / 13 / 12 / 11	17 / 15 / 14 / 12	18 / 16 / 15 / 13	21 / 17 / 15 / 13
		ft³/min	459 / 424 / 388 / 353	494 / 459 / 424 / 388	600 / 530 / 494 / 424	636 / 565 / 530 / 459	742 / 600 / 530 / 459
Pipe Connections	Liquid Side	mm (inch)	6.35 (1/4)	6.35 (1/4)	6.35 (1/4)	6.35 (1/4)	9.52 (3/8)
	Gas Side	mm (inch)	12.7 (1/2)	12.7 (1/2)	12.7 (1/2)	12.7 (1/2)	15.88 (5/8)
	Drain Pipe (Internal Dia.)	mm (inch)	25	25	25	25	25 (1)
Weight	Body (Net)	kg	20.8	20.8	20.8	20.8	20.8
	Body (Gross)	kg	23.7	23.7	23.7	23.7	23.7
Sound Pressure Levels (SH / H / M / L)		dB(A)	31 / 29 / 27 / 25	33 / 31 / 29 / 27	36 / 34 / 33 / 29	36 / 35 / 34 / 31	39 / 36 / 34 / 31
Power Supply		Ø, V, Hz	1, 220-240, 50	1, 220-240, 50	1, 220-240, 50	1, 220-240, 50	1, 220-240, 50
Panel	Panel Name (Accessory)		#1 : PT-UMC2, #2 : PT-MCGW0 (Human detection), #3 : PT-MPGW0 (Human detection, Air Purification)				
	Panel Color		Morning fog	Morning fog	Morning fog	Morning fog	Morning fog
	Dimensions Panel #1 (W x H x D)	mm	950 x 25 x 950	950 x 25 x 950	950 x 25 x 950	950 x 25 x 950	950 x 25 x 950
	Dimensions Panel #2 & 3 (W x H x D)	mm	950 x 35 x 950	950 x 35 x 950	950 x 35 x 950	950 x 35 x 950	950 x 35 x 950

JRNU30GTPA4 / JRNU36GTNA4 / JRNU42GTMA4
JRNU48GTMA4 / JRNU54GTMA4

Model		Unit	JRNU30GTPA4	JRNU36GTNA4	JRNU42GTMA4	JRNU48GTMA4	JRNU54GTMA4
Cooling Capacity		kW	9.0	10.6	12.3	14.1	15.8
		kcal/h	7,700	9,100	10,600	12,100	13,600
		Btu/h	30,700	36,200	42,000	48,100	54,000
Heating Capacity		kW	10.0	11.9	13.8	15.9	18.0
		kcal/h	8,600	10,200	11,000	13,200	15,500
		Btu/h	34,100	40,600	43,800	51,200	61,400
Casing			Galvanized Steel Plate	Galvanized Steel Plate	Galvanized Steel Plate	Galvanized Steel Plate	Galvanized Steel Plate
Dimensions (W x H x D)	Body (Net)	mm	840 x 204 x 840	840 x 246 x 840	840 x 288 x 840	840 x 288 x 840	840 x 288 x 840
	Body (Gross)	mm	922 x 276 x 917	922 x 318 x 917	922 x 360 x 917	922 x 360 x 917	922 x 360 x 917
Air Flow Rate (SH / H / M / L)		m³/min	25 / 24 / 23 / 20	30 / 25 / 21 / 19	32 / 30 / 27 / 24	33 / 31 / 29 / 27	36 / 34 / 32 / 27
		ft³/min	883 / 858 / 805 / 688	1,059 / 883 / 742 / 671	1,130 / 1,059 / 954 / 848	1,165 / 1,095 / 1,024 / 954	1,271 / 1,201 / 1,130 / 954
Pipe Connections	Liquid Side	mm (inch)	9.52 (3/8)	9.52 (3/8)	9.52 (3/8)	9.52 (3/8)	9.52 (3/8)
	Gas Side	mm (inch)	15.88 (5/8)	15.88 (5/8)	15.88 (5/8)	15.88 (5/8)	15.88 (5/8)
	Drain Pipe (Internal Dia.)	mm (inch)	25 (1)	25 (1)	25 (1)	25 (1)	25 (1)
Weight	Body (Net)	kg	20.8	23.5	25.6	25.6	25.6
	Body (Gross)	kg	23.7	27.3	30.1	30.1	30.1
Sound Pressure Levels (SH / H / M / L)		dB(A)	40 / 39 / 36 / 33	46 / 43 / 40 / 37	46 / 44 / 41 / 38	48 / 46 / 43 / 41	51 / 50 / 48 / 44
Power Supply		Ø, V, Hz	1, 220-240, 50	1, 220-240, 50	1, 220-240, 50	1, 220-240, 50	1, 220-240, 50
Panel	Panel Name (Accessory)		#1 : PT-UMC2, #2 : PT-MCGW0 (Human detection), #3 : PT-MPGW0 (Human detection, Air Purification)				
	Panel Color		Morning fog	Morning fog	Morning fog	Morning fog	Morning fog
	Dimensions Panel #1 (W x H x D)	mm	950 x 25 x 950	950 x 25 x 950	950 x 25 x 950	950 x 25 x 950	950 x 25 x 950
	Dimensions Panel #2 & 3 (W x H x D)	mm	950 x 35 x 950	950 x 35 x 950	950 x 35 x 950	950 x 35 x 950	950 x 35 x 950

Note : 1. Due to our policy of innovation some specifications may be changed without notification.
2. Capacities are net capacities and based on the following conditions. Refer to the Outdoor Unit Specifications for calculating the real capacity.
- Cooling : Indoor Ambient Temp. 27°CDB / 19°CWB, Outdoor Ambient Temp. 35°CDB / 24°CWB
- Heating : Indoor Ambient Temp. 20°CDB / 15°CWB, Outdoor Ambient Temp. 7°CDB / 6°CWB
- Interconnected Pipe is standard length and difference of Elevation (Outdoor ~ Indoor Unit) is Zero.

2 WAY CASSETTE

Panel Model

PT-USC

ARNU09GTSC4 / ARNU12GTSC4
ARNU18GTSC4 / ARNU24GTSC4

Model		Unit	ARNU09GTSA4	ARNU12GTSA4	ARNU18GTSA4	ARNU24GTSA4
Cooling Capacity		kW	2.8	3.6	5.6	7.1
		kcal/h	2,400	3,100	4,800	6,100
		Btu/h	9,600	12,300	19,100	24,200
Heating Capacity		kW	3.2	4.0	6.3	8.0
		kcal/h	2,800	3,400	5,400	6,900
		Btu/h	10,900	13,600	21,500	27,300
Casing			Galvanized Steel Plate	Galvanized Steel Plate	Galvanized Steel Plate	Galvanized Steel Plate
Dimensions (W x H x D)	Body (Net)	mm	830 x 225 x 600	830 x 225 x 600	830 x 225 x 600	830 x 225 x 600
	Body (Gross)	mm	1,055 x 290 x 682	1,055 x 290 x 682	1,055 x 290 x 682	1,055 x 290 x 682
Air Flow Rate (SH / H / M / L)		m³/min	11.6 / 10.8 / 9.8 / 9.1	11.9 / 11.1 / 10.3 / 9.1	13.2 / 11.8 / 10.8 / 9.8	17.2 / 14.5 / 12.4 / 10.3
		ft³/min	410 / 381 / 346 / 321	420 / 392 / 364 / 321	465 / 417 / 381 / 346	608 / 512 / 438 / 364
Pipe Connections	Liquid Side	mm (inch)	6.35 (1/4)	6.35 (1/4)	6.35 (1/4)	9.52 (3/8)
	Gas Side	mm (inch)	12.7 (1/2)	12.7 (1/2)	12.7 (1/2)	15.88 (5/8)
	Drain Pipe (Internal Dia.)	mm (inch)	25 (1)	25 (1)	25 (1)	25 (1)
Weight	Body (Net)	kg	18.1	18.1	18.1	18.1
	Body (Gross)	kg	22.5	22.5	22.5	22.5
Sound Pressure Levels (SH / H / M / L)		dB(A)	35 / 33 / 31 / 29	36 / 34 / 32 / 29	37 / 35 / 33 / 31	44 / 40 / 37 / 33
Power Supply		Ø, V, Hz	1, 220-240, 50/60	1, 220-240, 50/60	1, 220-240, 50/60	1, 220-240, 50/60
Panel	Panel Name (Accessory)		PT-USC			
	Dimensions (W x H x D)	mm	1,100 x 28 x 690	1,100 x 28 x 690	1,100 x 28 x 690	1,100 x 28 x 690

Note : 1. Due to our policy of innovation some specifications may be changed without notification.
2. Capacities are net capacities and based on the following conditions. Refer to the Outdoor Unit Specifications for calculating the real capacity.
- Cooling : Indoor Ambient Temp. 27°CDB / 19°CWB, Outdoor Ambient Temp. 35°CDB / 24°CWB
- Heating : Indoor Ambient Temp. 20°CDB / 15°CWB, Outdoor Ambient Temp. 7°CDB / 6°CWB
- Interconnected Pipe is standard length and difference of Elevation (Outdoor ~ Indoor Unit) is Zero.

KEY FEATURES

6-STEP VANE CONTROL

The Independent Vane Operation feature uses separate motors, making it possible to control all four vanes independently.
There are 6 different steps to control air flow direction. Also, 1 Way Cassette has a vane control mechanism that helps to auto swing between left and right at 120 degree.

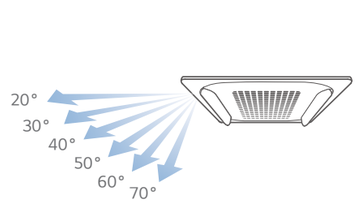

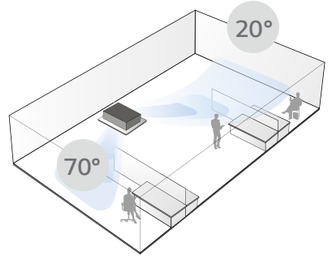

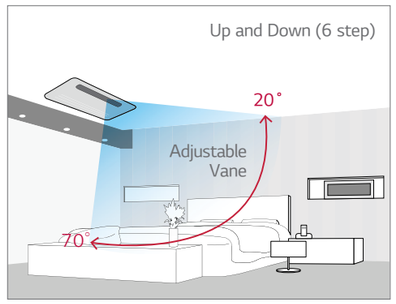

KEY APPLICATIONS

RETAIL | SCHOOL | OFFICE | HOTEL | DORMITORY | RESTAURANT

1 WAY CASSETTE

ARNU07GTUB4 / ARNU09GTUB4 / ARNU12GTUB4
ARNU18GTTB4 / ARNU24GTTB4

For ARNU - GTUB4 (860 x 450)

PT-UAHW0

PT-UAHG0
(Glossy, For Air Purification)

For ARNU - GTTB4 (1,180 x 450)

PT-TAHW0

PT-TAHG0
(Glossy, For Air Purification)

Model		Unit	ARNU07GTUB4	ARNU09GTUB4	ARNU12GTUB4	ARNU18GTTB4	ARNU24GTTB4
Cooling Capacity		kW	2.2	2.8	3.6	5.6	7.1
		kcal/h	1,900	2,400	3,100	4,800	6,100
		Btu/h	7,500	9,600	12,300	19,100	24,200
Heating Capacity		kW	2.5	3.2	4.0	6.3	7.1
		kcal/h	2,200	2,800	3,400	5,400	6,100
		Btu/h	8,500	10,900	13,600	21,500	24,200
Casing			Galvanized Steel Plate	Galvanized Steel Plate	Galvanized Steel Plate	Galvanized Steel Plate	Galvanized Steel Plate
Dimensions (W x H x D)	Body (Net)	mm	860 x 132 x 450	860 x 132 x 450	860 x 132 x 450	1,180 x 132 x 450	1,180 x 132 x 450
	Body (Gross)	mm	1,129 x 259 x 538	1,129 x 259 x 538	1,129 x 259 x 538	1,449 x 259 x 538	1,449 x 259 x 538
Air Flow Rate (SH / H / M / L)		m^3/min	8.7 / 8.2 / 7.3 / 6.4	10.2 / 9.2 / 8.6 / 8.2	10.9 / 10.0 / 9.2 / 8.2	14.2 / 13.3 / 12.1 / 10.9	15.4 / 14.6 / 13.3 / 11.5
		ft^3/min	305 / 290 / 258 / 226	359 / 325 / 304 / 290	386 / 353 / 325 / 290	500 / 470 / 427 / 385	545 / 516 / 470 / 406
Pipe Connections	Liquid Side	mm (inch)	6.35 (1/4)	6.35 (1/4)	6.35 (1/4)	6.35 (1/4)	9.52 (3/8)
	Gas Side	mm (inch)	12.7 (1/2)	12.7 (1/2)	12.7 (1/2)	12.7 (1/2)	15.88 (5/8)
	Drain Pipe (Internal Dia.)	mm (inch)	25 (1)	25 (1)	25 (1)	25 (1)	25 (1)
Weight	Body (Net)	kg	13.6	13.6	13.6	15.6	15.6
	Body (Gross)	kg	15.7	15.7	15.7	19.7	19.7
Sound Pressure Levels (SH / H / M / L)		dB(A)	34 / 32 / 29 / 25	38 / 35 / 34 / 32	41 / 38 / 35 / 32	42 / 40 / 37 / 35	45 / 43 / 40 / 36
Power Supply		Ø, V, Hz	1, 220-240, 50/60	1, 220-240, 50/60	1, 220-240, 50/60	1, 220-240, 50/60	1, 220-240, 50/60
Panel	Panel Name (Accessory)		#1 : PT-UAHW0, #2 : PT-UPHG0 (Air Purification)			#1 : PT-TAHW0, #2 : PT-TPHG0 (Air Purification)	
	Dimensions Panel #1 (W x H x D)	mm	1,100 x 34 x 500	1,100 x 34 x 500	1,100 x 34 x 500	1,420 x 34 x 500	1,420 x 34 x 500
	Dimensions Panel #2 (W x H x D)	mm	1,160 x 34 x 500	1,160 x 34 x 500	1,160 x 34 x 500	1,480 x 34 x 500	1,480 x 34 x 500

Note : 1. Due to our policy of innovation some specifications may be changed without notification.
2. Capacities are net capacities and based on the following conditions. Refer to the Outdoor Unit Specifications for calculating the real capacity.
• Cooling : Indoor Ambient Temp. 27°CDB / 19°CWB, Outdoor Ambient Temp. 35°CDB / 24°CWB
• Heating : Indoor Ambient Temp. 20°CDB / 15°CWB, Outdoor Ambient Temp. 7°CDB / 6°CWB
• Interconnected Pipe is standard length and difference of Elevation (Outdoor ~ Indoor Unit) is Zero.

KEY FEATURES

MINIMISED HEIGHT

1 Way Cassette isn't affected by installation environment.
The height of 1 Way Cassette is 132mm and duct size is 190mm and can be ideal fit solution for installation in limited space.

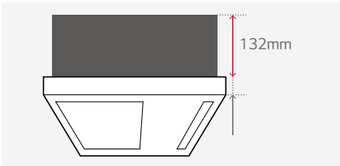

Size Comparison

(Unit : mm)

	A company	B company	LG
1 Way Cassette	215	230	132

AIR PURIFICATION

- AIR-PURIFYING FILTER THAT REMOVES UPTO 99.9% OF PM1.0
- EASY MAINTENANCE WITH WASHABLE FILTERS
- 6 COLOURED LED INDICATION FOR AQI (AIR QUALITY INDEX)
- REMOVES MORE THAN 99% OF ULTRA-FINE DUST PARTICLES, BACTERIA AND VIRUS

KEY APPLICATIONS

RETAIL | SCHOOL | OFFICE | HOTEL | DORMITORY | RESTAURANT

CEILING CONCEALED DUCT

HIGHLIGHTS OF HIGH AND LOW STATIC DUCT

Duct		High	Low
Smart	Wi-Fi	○	○
Energy Efficiency	E.S.P. Control	○	○
Comfort	Drain Pump	○	○
	Timer (On / Off)	○	○
	Timer (Weekly)	○	○
	Two Thermistor Control	○	○
	Group Control	○	○

※ ○ : Applied, - : Not applied

LOW STATIC DUCT

JRNU09GL5G4 / JRNU12GL5G4 / JRNU15GL5G4
JRNU18GL5G4 / JRNU24GL6G4

Model		Unit	JRNU09GL5G4	JRNU12GL5G4	JRNU15GL5G4	JRNU18GL5G4	JRNU24GL6G4
Cooling capacity		kW	2.8	3.6	4.5	5.6	7.1
		kcal/h	2,400	3,100	3,900	4,800	6,100
		Btu/h	9,600	12,300	15,400	19,100	24,200
Heating capacity		kW	3.2	4.0	5.0	6.3	8.0
		kcal/h	2,800	3,400	4,300	5,400	6,900
		Btu/h	10,900	13,600	17,100	21,500	27,300
Casing			Galvanized Steel Plate	Galvanized Steel Plate	Galvanized Steel Plate	Galvanized Steel Plate	Galvanized Steel Plate
Dimensions (W x H x D)	Body (Net)	mm	900 x 190 x 460	900 x 190 x 460	900 x 190 x 460	900 x 190 x 460	1,100 x 190 x 460
	Body (Gross)	mm	1,125 x 255 x 561	1,125 x 255 x 561	1,125 x 255 x 561	1,125 x 255 x 561	1,325 x 255 x 561
	Air Flow Rate (H / M / L) (High Mode-Factory set) External Static Pressure	m^3/min	8.5 / 8.0 / 7.0	10.0 / 8.5 / 7.0	12.5 / 10.0 / 8.5	15.0 / 12.5 / 10.0	20.0 / 16.0 / 12.0
		ft^3/min	300 / 283 / 247	360 / 310 / 250	450 / 360 / 300	530 / 450 / 360	710 / 570 / 430
		mmAq (Pa)	1 (10)	1 (10)	1 (10)	1 (10)	1 (10)
	Air Flow Rate (H / M / L) (Standard Mode) External Static Pressure	m^3/min	8.5 / 8.0 / 7.0	10.0 / 8.5 / 7.0	12.5 / 10.0 / 8.5	15.0 / 12.5 / 10.0	20.0 / 16.0 / 12.0
		ft^3/min	300 / 283 / 247	360 / 310 / 250	450 / 360 / 300	530 / 450 / 360	710 / 570 / 430
		mmAq (Pa)	0 (0)	0 (0)	0 (0)	0 (0)	0 (0)
Pipe Connections	Liquid Side	mm (inch)	6.35 (1/4)	6.35 (1/4)	6.35 (1/4)	6.35 (1/4)	9.52 (3/8)
	Gas Side	mm (inch)	12.7 (1/2)	12.7 (1/2)	12.7 (1/2)	12.7 (1/2)	15.88 (5/8)
	Drain Pipe (Internal Dia.)	mm	25.0	25.0	25.0	25.0	25.0
Weight	Body (Net)	kg	20	20	20	20	22.2
	Body (Gross)	kg	22.2	22.2	22.2	22.2	25.8
Sound Pressure Levels (H / M / L)		dB(A)	30 / 29 / 26	29 / 27 / 25	32 / 29 / 27	35 / 32 / 29	36 / 33 / 29
Power Supply		Ø, V, Hz	1, 220-240, 50	1, 220-240, 50	1, 220-240, 50	1, 220-240, 50	1, 220-240, 50

Note : 1. Due to our policy of innovation some specifications may be changed without notification.
2. Capacities are net capacities and based on the following conditions. Refer to the Outdoor Unit Specifications for calculating the real capacity.
• Cooling : Indoor Ambient Temp. 27°CDB / 19°CWB, Outdoor Ambient Temp. 35°CDB / 24°CWB
• Heating : Indoor Ambient Temp. 20°CDB / 15°CWB, Outdoor Ambient Temp. 7°CDB / 6°CWB
• Interconnected Pipe is standard length and difference of Elevation (Outdoor ~ Indoor Unit) is Zero.

KEY FEATURES

E.S.P (EXTERNAL STATIC PRESSURE) CONTROL

User has an easy access to air volume selection via remote controller secured by the E.S.P control function. The BLDC motor can control fan speed and air volume regardless of the external static pressure. No additional accessories are necessary to control the air flow.

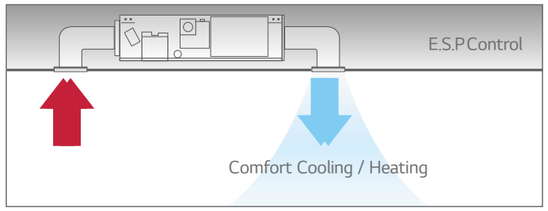

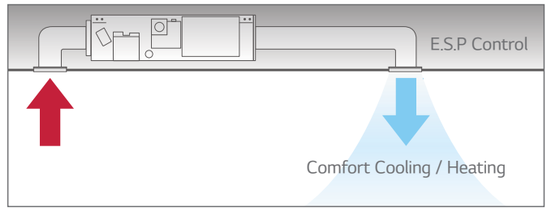

STATIC PRESSURE 11 STEPS CONTROL

Depending on the installation environment, 4 series ceiling concealed duct is controlled the static pressure to 11 step, for providing comfortable environment suitable for any case scenario.

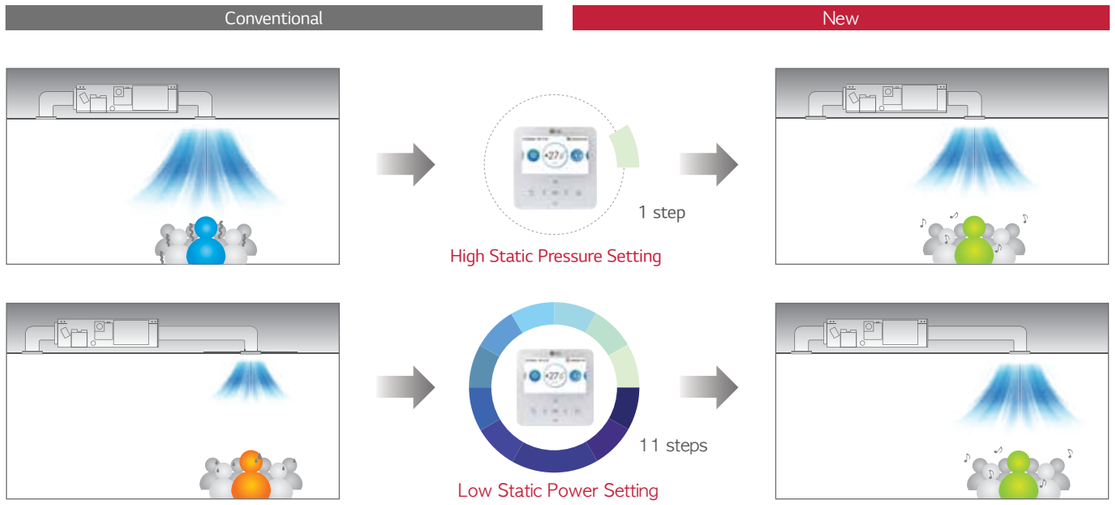

OPERATION FOR MULTIPLE ROOMS

Using a spiral duct (Embedded or Flexible type) and stream chamber, it is possible to operate cooling / heating for several rooms simultaneously.

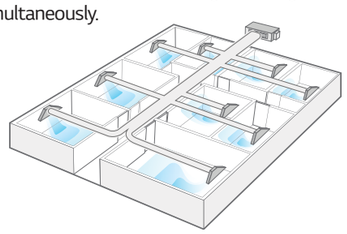

MINIMISED HEIGHT

New low-static and high-static ducts provide ideal solution for installation in limited space.

FLEXIBLE INSTALLATION (LOW STATIC DUCT ONLY)

The low static duct allows the air intake at the rear or bottom under installation condition. Air intake at the rear or bottom

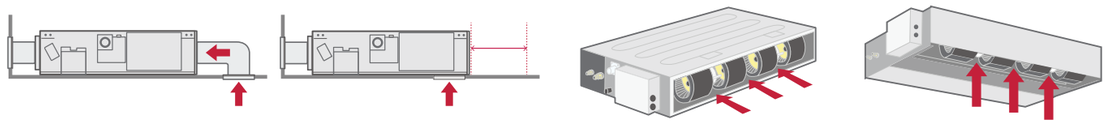

KEY APPLICATIONS

HOTEL / CONFERENCE CENTER | RETAIL / SHOPPING CENTER | SCHOOL | OFFICE | RESTAURANT | CHURCH
HISTORIC BUILDING

UV NANO FILTER BOX

PBM13M1UA0

Model		Unit	PBM13M1UA0
Applied Model			ARNU07GM1A4 / ARNU09GM1A4 / ARNU12GM1A4 / ARNU15GM1A4 / ARNU18GM1A4 / ARNU24GM1A4
Net Size (W x H x D)		mm	900 x 270 x 280
Shipping Size (W x H x D)		mm	1,048 x 340 x 377
Net Weight		kg	9.1
Shipping Weight		kg	11.4
Filter (1)	Size (W x H x D)	mm	600 x 251 x 50.8
	Quantity	EA	1
	Grade 1	-	ePM1 65%
	Grade 2	-	MERV 13
Filter (2)	Size (W x H x D)	mm	250 x 251 x 50.8
	Quantity	EA	1
	Grade 1	-	ePM1 65%
	Grade 2	-	MERV 13
Pre-Filter (1)	Size (W x H x D)	mm	596 x 247 x 4
	Mesh	-	34 x 39
	Color	-	Black
	Quantity	EA	1
Pre-Filter (2)	Size (W x H x D)	mm	247 x 247 x 4
	Mesh	-	34 x 39
	Color	-	Black
	Quantity	EA	1
UVnano	LED Quantity	EA	8
	Input	V	DC 12V
	Wavelenght	mm	275

Note : 1. Grade 1 : ISO EN 16890
2. Grade 2 : ASHRAE 52.5

HIGH STATIC DUCT

ARNU07GM1A4 / ARNU09GM1A4 / ARNU12GM1A4
ARNU15GM1A4 / ARNU18GM1A4 / ARNU24GM1A4

Model		Unit	ARNU07GM1A4	ARNU09GM1A4	ARNU12GM1A4	ARNU15GM1A4	ARNU18GM1A4	ARNU24GM1A4
Cooling Capacity		kW	2.2	2.8	3.6	4.5	5.6	7.1
		kcal/h	1,900	2,400	3,100	3,900	4,800	6,100
		Btu/h	7,500	9,600	12,300	15,400	19,100	24,200
Heating Capacity		kW	2.5	3.2	4.0	5.0	6.3	8.0
		kcal/h	2,200	2,800	3,400	4,300	5,400	6,900
		Btu/h	8,500	10,900	13,600	17,100	21,500	27,300
Casing			Galvanized Steel Plate	Galvanized Steel Plate	Galvanized Steel Plate	Galvanized Steel Plate	Galvanized Steel Plate	Galvanized Steel Plate
Dimensions (W x H x D)	Body (Net)	mm	900 x 270 x 700	900 x 270 x 700	900 x 270 x 700	900 x 270 x 700	900 x 270 x 700	900 x 270 x 700
	Body (Gross)	mm	1,100 x 338 x 773	1,100 x 338 x 773	1,100 x 338 x 773	1,100 x 338 x 773	1,100 x 338 x 773	1,100 x 338 x 773
Fan	Air Flow Rate (H / M / L) (Factory set)	m³/min	9.0 / 7.5 / 6.0	9.5 / 7.5 / 6.0	11.0 / 9.0 / 7.0	16.0 / 12.0 / 9.0	17.0 / 14.5 / 12.0	19.0 / 16.0 / 14.0
		ft³/min	318 / 265 / 212	336 / 265 / 212	388 / 318 / 247	565 / 424 / 318	600 / 512 / 424	671 / 565 / 494
	External Static Pressure	mmAq (Pa)	6 (59)	6 (59)	6 (59)	6 (59)	6 (59)	6 (59)
Pipe Connections	Liquid Side	mm (inch)	6.35 (1/4)	6.35 (1/4)	6.35 (1/4)	6.35 (1/4)	6.35 (1/4)	9.52 (3/8)
	Gas Side	mm (inch)	12.7 (1/2)	12.7 (1/2)	12.7 (1/2)	12.7 (1/2)	12.7 (1/2)	15.88 (5/8)
	Drain Pipe (Internal Dia.)	mm (inch)	25 (1)	25 (1)	25 (1)	25 (1)	25 (1)	25 (1)
Weight	Body (Net)	kg	25.5	25.5	25.5	25.5	25.5	26.5
	Body (Gross)	kg	31	31	31	31	31	31
Sound Pressure Levels (H / M / L)		dB(A)	26 / 24 / 23	27 / 25 / 23	27 / 25 / 23	30 / 27 / 23	31 / 28 / 25	32 / 29 / 26
Power Supply		Ø, V, Hz	1, 220-240, 50/60	1, 220-240, 50/60	1, 220-240, 50/60	1, 220-240, 50/60	1, 220-240, 50/60	1, 220-240, 50/60

JRNU28GBGA4 / JRNU36GBGA4 / JRNU42GBGA4 / JRNU48GBGA4
JRNU54GBRA4 / JRNU76GB8A4 / JRNU96GB8A4

Model		Unit	JRNU28GBGA4	JRNU36GBGA4	JRNU42GBGA4	JRNU48GBGA4	JRNU54GBRA4	JRNU76GB8A4	JRNU96GB8A4
Cooling Capacity		kW	8.2	10.6	12.3	14.1	15.8	22.4	28.0
		kcal/h	7,100	9,100	10,600	12,100	13,600	19,300	24,100
		Btu/h	28,000	36,200	42,000	48,100	54,000	76,400	95,900
Heating Capacity		kW	9.2	11.9	13.8	15.9	18.0	25.2	31.5
		kcal/h	8,000	10,200	11,000	13,600	15,500	21,700	27,100
		Btu/h	31,500	40,600	43,800	54,200	61,400	86,000	107,500
Casing			Galvanized Steel Plate	Galvanized Steel Plate	Galvanized Steel Plate	Galvanized Steel Plate	Galvanized Steel Plate	Galvanized Steel Plate	Galvanized Steel Plate
Dimensions (W x H x D)	Body (Net)	mm	1,182 x 298 x 450	1,182 x 298 x 450	1,182 x 298 x 450	1,182 x 298 x 450	1,230 x 380 x 590	1,562 x 460 x 688	1,562 x 460 x 688
	Body (Gross)	mm	1,415 x 360 x 565	1,415 x 360 x 565	1,415 x 360 x 565	1,415 x 360 x 565	1,420 x 460 x 695	1,806 x 537 x 825	1,806 x 537 x 825
Fan	Type		Sirocco Fan	Sirocco Fan	Sirocco Fan	Sirocco Fan	Sirocco Fan	Sirocco Fan	Sirocco Fan
	Air Flow Rate (H / M / L) (High Mode-factory set) External Static Pressure	m³/min	25.9 / 24.1 / 21.8	32.3 / 29.0 / 25.3	34.5 / 32.3 / 30.7	34.6 / 31.8 / 27.9	51.0 / 44.8 / 40.6	60.0 / 50.0 / 50.0	72.0 / 64.0 / 64.0
		ft³/min	915 / 851 / 770	1,141 / 1,024 / 894	1,218 / 1,141 / 1,084	1,222 / 1,123 / 986	1,801 / 1,582 / 1,434	2,119 / 1,766 / 1,766	2,542 / 2,260 / 2,260
		mmAq (Pa)	10 (98)	10 (98)	10 (98)	10 (98)	14 (137)	22 (216)	22 (216)
	Air Flow Rate (H / M / L) (Standard Mode) External Static Pressure	m³/min	25.3 / 21.8 / 17.6	28.4 / 25.3 / 21.8	32.0 / 28.4 / 27.2	33.9 / 28.7 / 26.3	51.5 / 47.5 / 39.5	64.0 / 50.0 / 50.0	76.0 / 64.0 / 64.0
		ft³/min	893 / 770 / 622	1,003 / 894 / 770	1,130 / 1,003 / 961	1,198 / 1,014 / 929	1,819 / 1,678 / 1,395	2,260 / 1,766 / 1,766	2,684 / 2,260 / 2,260
		mmAq (Pa)	8 (78)	8 (78)	8 (78)	8 (78)	10 (98)	15 (147)	15 (147)
Pipe Connections	Liquid Side	mm (inch)	9.52 (3/8)	9.52 (3/8)	9.52 (3/8)	9.52 (3/8)	9.52 (3/8)	9.52 (3/8)	9.52 (3/8)
	Gas Side	mm (inch)	15.88 (5/8)	15.88 (5/8)	15.88 (5/8)	15.88 (5/8)	15.88 (5/8)	19.05 (3/4)	22.2 (7/8)
	Drain Pipe (Internal Dia.)	mm (inch)	25 (1)	25 (1)	25 (1)	25 (1)	25 (1)	25 (1)	25 (1)
Weight	Body (Net)	kg	38	38	38	38	53	87	87
	Body (Gross)	kg	42.5	42.5	42.5	42.5	57	100	100
Sound Pressure Levels (H / M / L)		dB(A)	33 / 31 / 28	33 / 31 / 28	36 / 33 / 30	41 / 38 / 37	39 / 37 / 35	45 / 41 / 40	47 / 42 / 41
Power Supply		Ø, V, Hz	1, 220-240, 50	1, 220-240, 50	1, 220-240, 50	1, 220-240, 50	1, 220-240, 50	1, 220-240, 50	1, 220-240, 50

Note : 1. Due to our policy of innovation some specifications may be changed without notification.
2. Capacities are net capacities and based on the following conditions. Refer to the Outdoor Unit Specifications for calculating the real capacity.
- Cooling : Indoor Ambient Temp. 27°CDB / 19°CWB, Outdoor Ambient Temp. 35°CDB / 24°CWB
- Heating : Indoor Ambient Temp. 20°CDB / 15°CWB, Outdoor Ambient Temp. 7°CDB / 6°CWB
- Interconnected Pipe is standard length and difference of Elevation (Outdoor – Indoor Unit) is Zero.

FRESH AIR INTAKE UNIT

ARNU76GB8Z4 / ARNU96GB8Z4

Model		Unit	ARNU76GB8Z4	ARNU96GB8Z4
Cooling Capacity		kW	22.4	28.0
		kcal/h	19,300	24,100
		Btu/h	76,400	95,900
Heating Capacity		kW	21.4	26.7
		kcal/h	18,410	23,000
		Btu/h	73,080	91,360
Casing			Galvanized Steel Plate	Galvanized Steel Plate
Dimensions (W x H x D)	Body (Net)	mm	1,562 x 460 x 688	1,562 x 460 x 688
	Body (Gross)	mm	1,806 x 537 x 825	1,806 x 537 x 825
Fan	Air Flow Rate (H / M / L) (High static Mode-factory set)	m³/min	23.7 / 13.2 / 13.2	35.7 / 23.7 / 23.7
		ft³/min	837 / 446 / 446	1,261 / 837 / 837
	External Static Pressure	mmAq (Pa)	22	22
Pipe Connections	Liquid Side	mm (inch)	9.52 (3/8)	9.52 (3/8)
	Gas Side	mm (inch)	19.05 (3/4)	22.2 (7/8)
	Drain Pipe (Internal Dia.)	mm	25	25
Weight	Body (Net)	kg	73	73
	Body (Gross)	kg	81.65	87
Sound Pressure Levels (H / M / L)		dB(A)	45 / 43 / 43	47 / 45 / 45
Power Supply		Ø, V, Hz	1, 220-240, 50/60	1, 220-240, 50/60

Note : 1. Capacities are based on the following conditions.
- Cooling : Indoor temp. 27°C (80.6°F) DB / 19°C (66.2°F) WB, Outdoor temp. 35°C (95°F) DB / 24°C (75.2°F) WB, Interconnecting piping length 7.5m, Level difference of zero
- Heating : Indoor temp. 20°C (68°F) DB / 15°C (59°F) WB, Outdoor temp. 7°C (44.6°F) DB / 6°C (42.8°F) WB, Interconnecting piping length 7.5m, Level difference of zero

2. Due to our policy of innovation, some specifications may be changed without notification.

KEY FEATURES

FRESH OUTDOOR AIR SUPPLY

The LG Fresh Air Intake Unit (FAU) is the alternative solution for ventilation which supplies the fresh outdoor air to indoors as well as being able to cool and heat the inside air simultaneously. It means the indoor space can have positive air pressure consistently which can block cold, hot or contaminated air from outdoor.

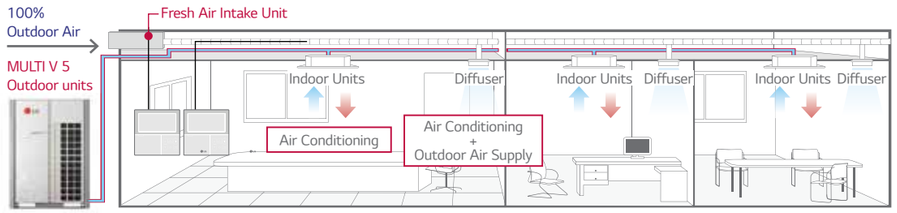

ECONOMIC OPERATION

Using the cooling and heating can save cost by blowing the natural outdoor air inside when the season changes.

Spring Season

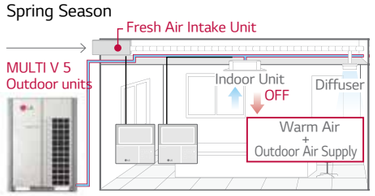

Autumn Season

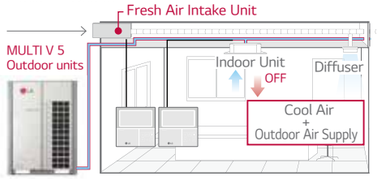

FLOOR STANDING

ARUN48GPTA4 / ARNU96GPFA4

Model		Unit	ARNU48GPTA4	ARNU96GPFA4
Cooling Capacity		kW	14.1	28.0
		kcal/h	12,100	24,100
		Btu/h	48,100	95,900
Heating Capacity		kW	15.9	31.5
		kcal/h	13,600	27,100
		Btu/h	54,200	107,500
Casing			Galvanized Steel Plate	Galvanized Steel Plate
Dimensions (W x H x D)	Body (Net)	mm	590 x 1,840 x 440	1,050 x 1,880 x 495
	Body (Gross)	mm	690 x 1,946 x 531	1,144 x 2,020 x 583
Air Flow Rate (SH / H / M / L) (Standard Mode)		m^3/min	37 / 33 / 28 / 24	68 / 61 / - / 50
		ft^3/min	1,307 / 1,166 / 989 / 848	2,402 / 2,154 / - / 1,766
Pipe Connections	Liquid Side	mm (inch)	9.52 (3/8)	9.52 (3/8)
	Gas Side	mm (inch)	15.88 (5/8)	22.2 (7/8)
	Drain Pipe (Internal Dia.)	mm	19	19
Weight	Body (Net)	kg	48	113
	Body (Gross)	kg	68	133
Sound Pressure Level (SH / H / M / L)		dB(A)	54 / 51 / 49 / 45	60 / 57 / - / 53
Power Supply		Ø, V, Hz	1, 220, 60	1, 220, 60

Note : 1. Due to our policy of innovation some specifications may be changed without notification.
2. Capacities are net capacities and based on the following conditions. Refer to the Outdoor Unit Specifications for calculating the real capacity.
- Cooling : Indoor Ambient Temp. 27°CDB / 19°CWB, Outdoor Ambient Temp. 35°CDB / 24°CWB
- Heating : Indoor Ambient Temp. 20°CDB / 15°CWB, Outdoor Ambient Temp. 7°CDB / 6°CWB
- Interconnected Pipe is standard length and difference of Elevation (Outdoor ~ Indoor Unit) is Zero.

KEY FEATURES

SIMPLE & ELEGANT DESIGN

With its stylish design, LG's new floor standing air conditioner enhances the overall indoor interior.

15M LONG POWER COOLING

The new LG floor standing unit is efficient for using in large areas due to its powerful cooling and heating operation. The powerful air speed and volume means the air flow can reach up to 15m away from the air conditioner.

※ Based on 131.8m^2

Type	Floor Standing
Air Flow (m^3/min)	68

KEY APPLICATIONS

FACTORY | RETAIL | SHOP | OFFICE | RESTAURANT

ERV WITH DX COIL

LZ-H050GXN4 / LZ-H080GXN4 LZ-H100GXN4

Model		Unit	LZ-H050GXN4	LZ-H080GXN4	LZ-H100GXN4
Fresh Air Conditioning Load	Cooling (Coil)	kW	4.93 (3.7)	7.46 (5.6)	9.12 (6.6)
	Heating (Coil)	kW	6.73 (3.7)	9.80 (5.6)	11.72 (6.6)
Temperature Exchange Efficiency	SH / H / L	%	86 / 86 / 87	80 / 80 / 81	76 / 76 / 78
Enthalpy Exchange Efficiency	Cooling (SH / H / L)	%	61 / 61 / 63	50 / 50 / 53	45 / 45 / 50
	Heating (SH / H / L)	%	76 / 76 / 77	67 / 67 / 69	64 / 64 / 66
Operation Range	Outdoor air Temperature	°C	-15 ~ 45	-15 ~ 45	-15 ~ 45
Air Flow Rate	Heat Exchange Mode (SH / H / L)	CMH	500 / 500 / 440	800 / 800 / 640	1,000 / 1,000 / 820
	Bypass Mode (SH / H / L)	CMH	500 / 500 / 440	800 / 800 / 640	1,000 / 1,000 / 820
Fan	External Static Pressure (SH / H / L)	Pa	180 / 150 / 110	170 / 120 / 80	150 / 100 / 70
Sound Pressure	Heat Exchange Mode (SH / H / L)	dB(A)	39 / 37 / 35	41 / 38 / 36	41 / 39 / 36
	Bypass Mode (SH / H / L)	dB(A)	39 / 37 / 35	41 / 38 / 36	41 / 39 / 36
Refrigerant			R410A		
Power Supply		Ø, V, Hz	1, 220-240, 50 / 60		
Heat Exchange System			Air to air cross flow total heat (Sensible + Latent heat) exchange		
Heat Exchange Element			Specially processed non-flammable paper		
Air Filter			Multidirectional fibrous fleeces		
Dimensions	W x H x D	mm	1,667 x 365 x 1,140		
Net Weight		kg	98		
Piping Connection	Liquid	mm	6.35		
	Gas	mm	12.7		
	Water	mm	-		
	Drain Pipe (Internal Dia.)	mm (inch)	25 (1)		
Connection Duct Diameter		mm	250		

KEY FEATURES

PROVIDING COOL & WARM FRESH AIR

During the summer, ERV DX can transform outdoor warm air into cool air for indoors, and it can prevent cold drafts during the winter by supplying warm air.

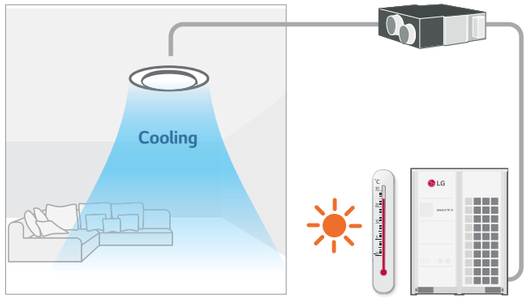

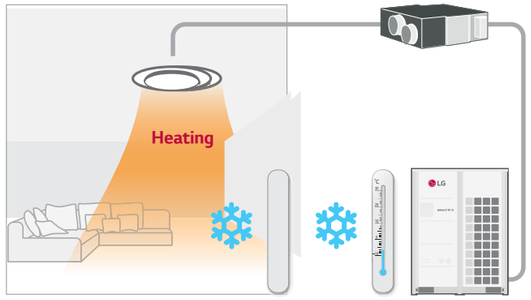

TOTAL AIR CONDITIONING SOLUTION

LG ERV DX can be used as a Total Air Conditioning Solution. It can control condition of incoming air with the DX coil for making comfortable indoor air.

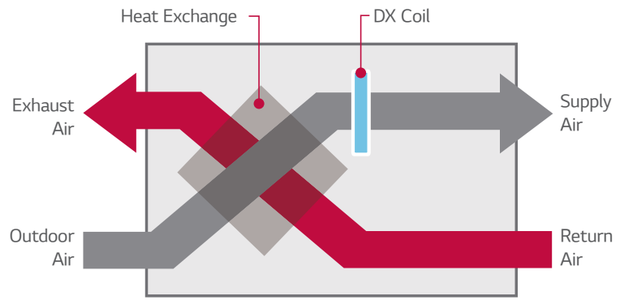

CONTROL SOLUTIONS

TYPES

WIRELESS REMOTE

- On/Off, Temperature Setting, Fan Speed, Auto Swing
- Vane Angle Control, Reservation, Time Display
- Can Be Used for Duct Models Also (by using IR Accessory)

SIMPLE WIRED REMOTE CONTROLLER

- On/Off, Temperature Setting
- Fan Speed, Mode Change

STANDARD III WIRED REMOTE

- Humidity Sensor Embedded
- Human Detection Feature
- Air Quality Monitoring

PREMIUM REMOTE

- 5 inch Touch Screen with Premium Design
- Energy Management
- Yearly Scheduling, Group Control up to 16 IDU

AC EZ

- 32 Indoor Units, LCD Display
- Individual / Group Control
- Mode Change, Controller Lock

AC EZ TOUCH

- 64 units, 5 inch Touch Screen & Web Access.
- Schedule Events, Error History, Remote Lock
- Energy Save Mode, Emergency Stop

AC SMART 5

- 128 units,10.2 inch Touch Screen, Dynamic UI
- Interlocking, Peak Control, Time Limit, Yearly Schedule
- Energy Statistics, Operation Report, Emergency Stop Feature
- BMS Compatible (BACnet/Modbus)

ACP 5

- 256 units, PC / Tablet & Remote Access
- Device Interlocking, Priority & Capacity Control Mode
- Operation History, Energy Management & Reporting
- BMS Compatible (BACnet/Modbus)

AC MANAGER 5

- 8192 Units, PC Software for Integrated Management.
- Power Consumption Monitoring, Visual Navigation
- Interlocking, Virtual Group Control

BMS GATEWAY

- Interface b/w BMS & LG Air Conditioner
- Supports LonWorks Protocols
- Backup Controller in Case of BMS Failure

POWER DISTRIBUTION INDICATOR (PDI PREMIUM)

- Monitoring IDU Power Consumption through PDI
- 8 ODU Systems Can Be Configured with One PDI
- Statistical Report Through Central Controller

INTEGRATION DEVICE (DRY CONTACT)

- Connection Between IDU & External Devices to Control Various Functions
- Key Tag, Fire Alarm, Motion / Lighting / Door Sensor
- Interlocking with Open Protocol for Home Automation

SMART SOLUTION

- System Air Conditioner Mobile App to Control
  & Monitor the Device from Anytime and Anywhere
- Compatible with iOS or Android Devices

TOTAL MANAGEMENT SYSTEM

- Cloud Based Building Solution
- Facility Management System
- Remote Access & Easy Control
- Quick Service & Repair