

ONE DISPLAY.
BRILLIANTLY SIMPLE.
**UTTERLY
BREATH-taking.**

The LG Direct View LED Ultimate Business Display



IN A NEW LIGHT

Due to the lowering price point and increased product availability, direct view LED is becoming the preferred choice for corporate lobbies, conference centers, auditoriums, sports arenas, houses of worship, and airports. Characterized by their ability to provide bright, sharp images, these impressive displays can captivate viewers with breath-taking realism, indoors or out.

Leave it to LG to create a direct view LED display so easy to select and purchase that it could work for virtually any business.

Available in various sizes and performance levels, LG's direct view LED ultimate business display takes the guesswork out of configuring a display that's right for your business. From 2K to 8K resolutions with screen sizes from 81" to a show-stopping 325" (measured diagonally), this display comes with all the components you need to dynamically deliver your content on a jaw-droppingly vibrant, magnificent screen.

THE LG DIFFERENCE

Impressive direct view LED displays are only the beginning of this story.

When creating this display, LG took everything into consideration. This fully-kitted display includes all of the components and an LG intelligent controller to make system operations a breeze. All of the components ship in custom-designed, wheeled ATA flight cases so that everything arrives securely with no need for fork trucks or pallet jacks to bring the display inside.*

A sophisticated controller and LG's webOS™ operating system deliver advanced multi-view options and simplified system integration.

LG's webOS™ features a Quad-Core SoC design that can execute several tasks to provide smooth content playback from connected base-band high-resolution video sources, the built-in media player, or video streaming decoder. The included LG controllers have 3.6GB of storage for applications and content. For added convenience, a remote control with an intuitive user interface puts system and image control in the palm of your hand.

This display includes an advanced controller that gives users added features and system control.

- Onscreen user-interface to simplify system control
- Remote control (adjust brightness, picture mode, active input, CMS configurations, Multi-view settings, etc.)
- Automatic brightness adjustment based on ambient lighting (light sensor included)
- Onboard CMS (storage, scheduling, playback)
- Built-in AV-over-IP decoder can simultaneously display up to four 4K RTSP video streams
- Screen sharing (Miracast and WiDi Wireless Display)

SuperSign™ compatible.

A comprehensive content management software solution simplifies content creation and distribution, saves service time, and enables efficient operations across locations.

Compatibility with popular AV control systems.

Corporate meeting areas will appreciate how this display can seamlessly integrate with most professional AV control systems and are certified Crestron Connected®.

This display is backed by LG warranty coverage, on-site training and LG TotalCare Support.

LG provides 3 year limited warranty coverage (optional ExtendedCare warranty support up to 5 years available), on-site training by LG authorized professionals, TotalCare health checks twice per year for 3 years and Connected Care system surveillance software (with optional professional remote monitoring service available).

Learn more on pages 30-31.

* Mounting hardware sold separately.

THE LG ULTIMATE BUSINESS DISPLAY THAT'S RIGHT FOR YOU

LG has simplified the selection process so you can simply select by ENVIRONMENT (indoor or outdoor), RESOLUTION, and DISPLAY SIZE.

ENVIRONMENT. The LG direct view LED ultimate business display comes in both indoor and outdoor options to make sure there is a solution that fits for your business needs.

RESOLUTION. This display is available in 2K Full HD, 4K UHD and 8K UHD resolution options. If your needs call for a 32:9 display, LG offers nine different 32:9 Ultra Stretch options that deliver the same performance as their 16:9 counterparts.

DISPLAY SIZE. While the 8K UHD resolution features a jaw-dropping 325" display, the 2K and 4K options are offered in a variety of screen sizes that were chosen to cover most installations.

LG's MAGNIT DVLED panels deliver content in stunning detail and depth.

Featuring a pixel-pitch of just 0.93mm, Deep Black technology, Alpha 7 Intelligent Processor, LG's HDR10 Pro2, and an impressive 150,000:1 (@10 lux) contrast ratio, LG's MAGNIT display delivers content in breathtaking realism. Extremely wide viewing angles deliver off-axis viewing that isn't compromised. MAGNIT's finished coating resists reflection, glare, and fingerprints while protecting the screen from direct impact. Cable-less connectivity between the panels makes installation a breeze, while new technology can lower power consumption.

The LG BLOC DVLED panels combine advanced 3rd Gen technology with cable-less connectivity between panels.

LG's innovative BLOC display with cable-less connectivity between the panels simplifies installation. Featuring an advanced 3rd Generation 4-in-1 LED Surface Mount Design, a fine-pitch of 1.25mm, and Alpha 7 Intelligent Processor, this display can deliver uncompromised brightness and high contrast ratios for amazing lifelike images, even in high ambient light situations. LG's HDR10 Pro adds enhanced dynamic tone mapping provide an amazing color spectrum of over one billion color possibilities. Ruggedized pixel design enhances overall durability.

LG's UltraThin DVLED panels blend seamlessly into most environments.

LG's UltraThin display features a slim 37.5mm deep cabinet that blends seamlessly virtually any environment. Pixel-pitch options of 1.5mm, 1.8mm, and 2.5mm are chosen to optimize viewing based on screen size and viewing distance.

GS Series panels for Outdoor Displays and Scoreboards

Available in sizes ranging from 230" (19.2 ft.) to 538" (44.8 ft.), LG's fully-kitted outdoor display panels are designed for reliability, fast assembly and easy maintenance. Likewise, LG's indoor and outdoor scoreboards will enable you to engage the home team fans in new and eye-catching ways.

* Mounting hardware sold separately.



LG SIMPLIFIES CHOOSING THE RIGHT DIRECT VIEW LED DISPLAY

From dynamic video presentations, brand messaging and informational content, direct view LED displays can be deployed in many diverse applications. The products in this catalog aim to simplify the selection process by creating pre-configured complete displays to satisfy a broad range of use scenarios for the vast majority of businesses.

SPEAKING DIRECT VIEW LED

Direct View LED displays differ from their LCD counterparts in many ways. Understanding these key specifications will help guide you through the selection process of choosing the LG display that's right for your needs.



DIMENSIONS

The width, height, and diagonal length represent a display's total dimensions, which are shown in inches, feet, and millimeters. LG offers direct view LED displays in many sizes to meet the needs of your installation requirements.



DIAGONAL

DIAGONAL A subset of the display's dimensions, a screen's diagonal size is the length, in inches, from one corner of the display to the opposite diagonal corner.



PANEL ARRAY

PANEL ARRAY The final direct view display is comprised of an array of panels. Panel Array defines the number of panels within the array. LG's cable-less panel design simplifies array construction and provides a clean installation.



BRIGHTNESS

BRIGHTNESS Measured in "Nits," brightness refers to the display's maximum potential brightness when set to 100% brightness while showing a full-white test pattern. The display can be set to any relative brightness less than this to best suit the space in which it is installed.



RESOLUTION

RESOLUTION Resolution is defined by two numbers, the total number of columns of pixels (width) and rows of pixels (height). As an example, a 4K UHD display could have a resolution of 3840 x 2160.



PIXEL PITCH

PIXEL PITCH The screen of a direct view LED utilizes coarse pixel spacing. The distance between the individual pixels defines the display's pixel-pitch. Knowing the minimum viewing distance can guide the overall display size and required pixel-pitch. LG offers solutions in many sizes and pixel-pitches to help ensure that each display delivers optimal performance regardless of installation criteria.



ENVIRONMENT

ENVIRONMENT Environmental conditions help define which direct view LED display will perform well in outdoor locations and those suited for indoor use only. Criteria include an IP rating suitable for outdoor use (IP65) and a brightness rating that produces a vibrant image, even in direct sunlight (> 5,000 Nits).



WEIGHT

WEIGHT Understanding the total weight of the display will determine the amount of actual support needed by the wall to support each display properly. LG offers a variety of display options, including those that feature lightweight panels.



POWER

POWER A display's total maximum potential wattage draw is known as Power Load. To ensure safe operation, power circuit provisioning should comfortably meet this requirement regardless of brightness levels or content demands.



HEAT

HEAT As with anything electric, displays give off heat. Heat Load tells us the amount of heat that the display could produce. For unique installations, extra ventilation may be appropriate.



VIEW DISTANCE

MINIMUM RECOMMENDED VIEWING DISTANCE The minimum distance LG recommends between the viewer and the screen to enjoy moving content based on pixel pitch.

TABLE OF CONTENTS

2K FULLHD INDOOR SIZES	6-12
2K FullHD 81" (COB 0.9mm)	8
dual2K Ultra Stretch 147" (2 x 81") (COB 0.9mm)	
2K FullHD 108" (IMD 1.2mm)	9
dual2K Ultra Stretch 196" (2 x 108") (IMD 1.2mm)	
2K FullHD 136" (SMD 1.5mm)	10
dual2K Ultra Stretch 245" (2 x 136") (SMD 1.5mm)	
2K FullHD 163" (SMD 1.8mm)	11
dual2K Ultra Stretch 294" (2 x 163") (SMD 1.8mm)	
2K FullHD 217" (SMD 2.5mm)	12
dual2K Ultra Stretch 393" (2 x 217") (SMD 2.5mm)	

SIZE COMPARISON	13
------------------------	-----------

4K ULTRAHD INDOOR SIZES	14-19
4K UltraHD 163" (COB 0.9mm)	16
dual4K Ultra Stretch 294" (2 x 163") (COB 0.9mm)	
4K UltraHD 217" (IMD 1.2mm)	17
dual4K Ultra Stretch 393" (2 x 217") (IMD 1.2mm)	
4K UltraHD 271" (SMD 1.5mm)	18
dual4K Ultra Stretch 490" (2 x 271") (SMD 1.5mm)	
4K UltraHD 325" (SMD 1.8mm)	19
dual4K Ultra Stretch 589" (2 x 325") (SMD 1.8mm)	

8K ULTRAHD INDOOR SIZES	20-23
8K UltraHD 325" (COB 0.9mm)	22-23

OUTDOOR 2K FULLHD OPTIONS	24-27
Outdoor 230" (SMD 3.9mm)	26
Outdoor 335" (SMD 3.9mm)	26
Outdoor 405" (SMD 4.6mm)	27
2K FullHD Outdoor 578" (SMD 6.6mm)	27

SCOREBOARDS	28-29
Outdoor Scoreboard 445" (SMD 10.4mm)	28
Indoor Scoreboard 230" (SMD 3.9mm)	29

ATA CERTIFIED FLIGHT CASES	30
-----------------------------------	-----------

WARRANTY AND SERVICE BUNDLE	31
------------------------------------	-----------

NOTE: All screen images throughout this document are simulated for illustrative purposes only.

IMPORTANT: Additional hardware may be required for multiple source content.

2K FULLHD SIZES

NOT ALL 2K DISPLAYS ARE CREATED EQUAL

LG's direct view fine-pitch LED delivers 2K with breathtaking realism.

With a total of ten display sizes from which to choose, there is a 2K option that will almost certainly suit your needs. Rest assured, however, that no matter which one you select, your audience will be captivated by the brilliance, high contrast ratio, and broad color spectrum of an LG LED display.

Choose from the LSCB series ultra-thin display panels that blend seamlessly into any environment or advanced LG BLOC display panels that feature 3rd Generation 4-in-1 LED Surface Mount Design. LG's MAGNIT display panels with Deep Black Technology and an impressive 150,000:1 (@10 lux) contrast ratio deliver content in breathtaking realism.

If your needs call for two displays, LG offers Dual2K Ultra Stretch and Dual4K Ultra Stretch configurations that can be mounted as one large display that provides a seamless, double-wide viewing experience or two separate displays that could be mounted separately to provide better coverage to large audiences.

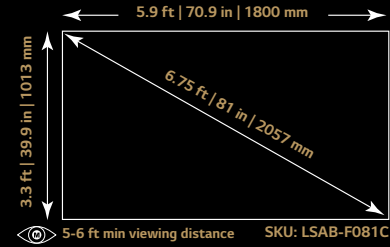


2K FULLHD 81" (COB 0.9MM)



DUAL2K ULTRA STRETCH 147" (2 X 81")
(COB 0.9MM)

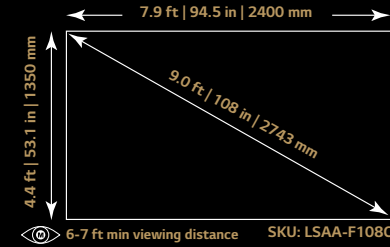
2K FULLHD 81"
(COB 0.9MM)



RESOLUTION	1920x1080	BRIGHTNESS	1,200 nits	PANEL ARRAY	3x3 (1 total panel)
PIXEL PITCH	0.93 MM	ENVIRONMENT	IP20	WEIGHT	139 lbs
DIAGONAL	81"	POWER	1,035W _{MAX}	HEAT	3,537 BTU/hr



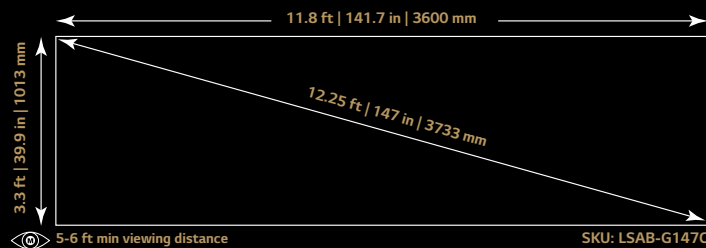
2K FULLHD 108"
(IMD 1.2MM)



RESOLUTION	1920x1080	BRIGHTNESS	1,200 nits	PANEL ARRAY	4x4 (1 total panel)
PIXEL PITCH	1.2 MM	ENVIRONMENT	IP20	WEIGHT	257 lbs
DIAGONAL	108"	POWER	1,792W _{MAX}	HEAT	6,128 BTU/hr



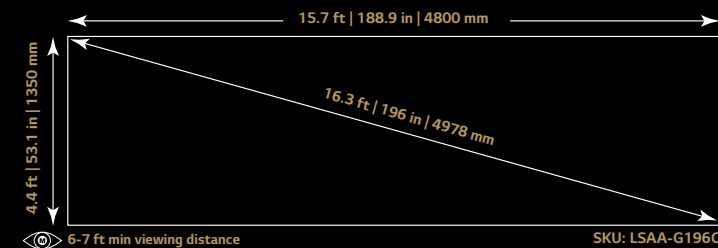
dual2K^{ultra} stretch 147" (2 X 81")
(COB 0.9MM)



RESOLUTION	3840x1080	BRIGHTNESS	1,200 nits	PANEL ARRAY	6x3 (1 total panel)
PIXEL PITCH	0.93 MM	ENVIRONMENT	IP20	WEIGHT	278 lbs
DIAGONAL	147"	POWER	2,070W _{MAX}	HEAT	7,074 BTU/hr



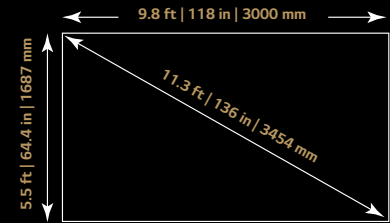
dual2K^{ultra} stretch 196" (2 X 108")
(IMD 1.2MM)



RESOLUTION	3840x1080	BRIGHTNESS	1,200 nits	PANEL ARRAY	8x4 (1 total panel)
PIXEL PITCH	1.2 MM	ENVIRONMENT	IP20	WEIGHT	515 lbs
DIAGONAL	196"	POWER	3,584W _{MAX}	HEAT	12,256 BTU/hr



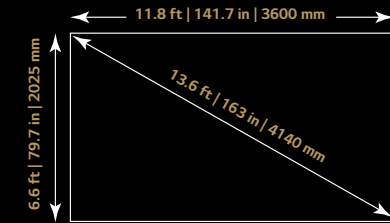
2K FULLHD 136"
(SMD 1.5MM)



RESOLUTION	1920x1080	BRIGHTNESS	800 nits	PANEL ARRAY	5x5 (1 total panel)
PIXEL PITCH	1.56 MM	ENVIRONMENT	IP30	WEIGHT	287 lbs
DIAGONAL	136"	POWER	3,750W _{MAX}	HEAT	12,804 BTU/hr



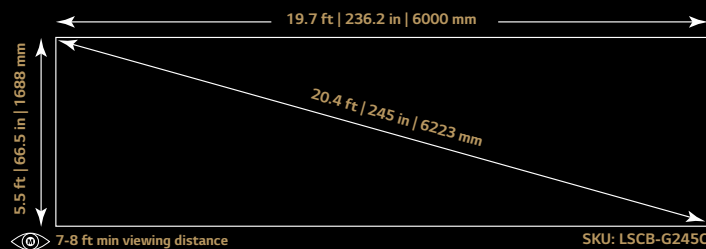
2K FULLHD 163"
(SMD 1.8MM)



RESOLUTION	1920x1080	BRIGHTNESS	800 nits	PANEL ARRAY	6x6 (1 total panel)
PIXEL PITCH	1.8 MM	ENVIRONMENT	IP30	WEIGHT	413 lbs
DIAGONAL	163"	POWER	5,400W _{MAX}	HEAT	18,438 BTU/hr



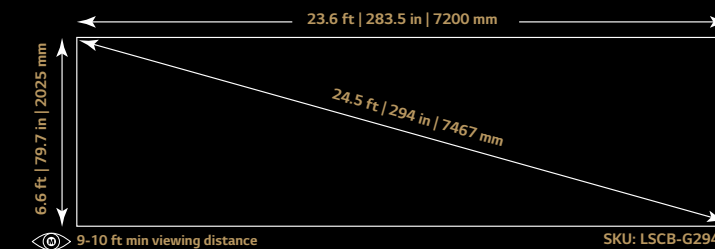
dual2K^{ultra} stretch 245" (2 X 136")
(SMD 1.5MM)



RESOLUTION	3840x1080	BRIGHTNESS	800 nits	PANEL ARRAY	10x5 (1 total panel)
PIXEL PITCH	1.56 MM	ENVIRONMENT	IP30	WEIGHT	573 lbs
DIAGONAL	245"	POWER	7,500W _{MAX}	HEAT	25,608 BTU/hr



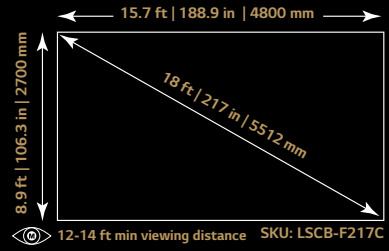
dual2K^{ultra} stretch 294" (2 X 163")
(SMD 1.8MM)



RESOLUTION	3840x1080	BRIGHTNESS	800 nits	PANEL ARRAY	12x6 (1 total panel)
PIXEL PITCH	1.8 MM	ENVIRONMENT	IP30	WEIGHT	825 lbs
DIAGONAL	294"	POWER	10,800W _{MAX}	HEAT	36,876 BTU/hr



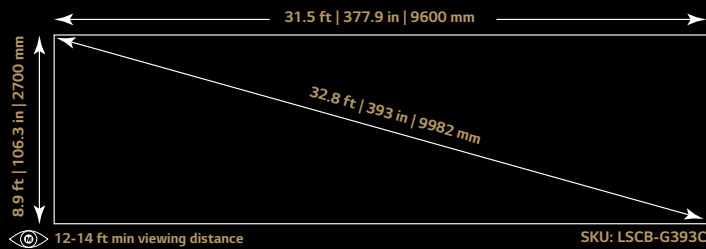
2K FULLHD 217"
(SMD 2.5MM)



RESOLUTION	1920x1080	BRIGHTNESS	800 nits	PANEL ARRAY	8x8 (1 total panel)
PIXEL PITCH	2.5 MM	ENVIRONMENT	IP30	WEIGHT	734 lbs
DIAGONAL	217"	POWER	9,600W _{MAX}	HEAT	32,778 BTU/hr



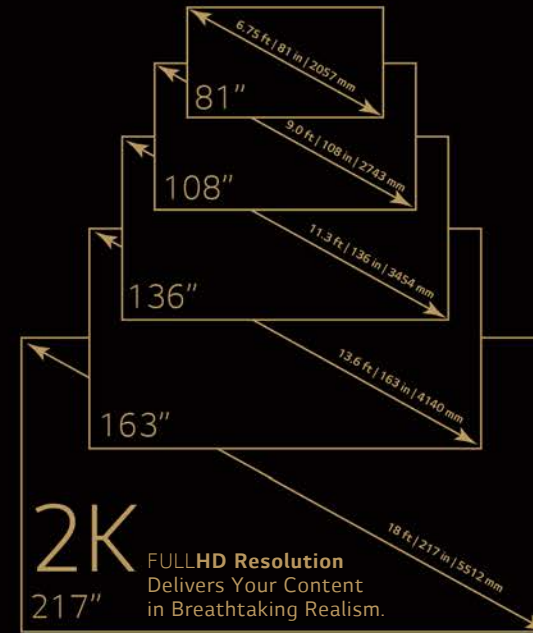
dual2K^{ultra} stretch 393" (2 X 217")
(SMD 2.5MM)



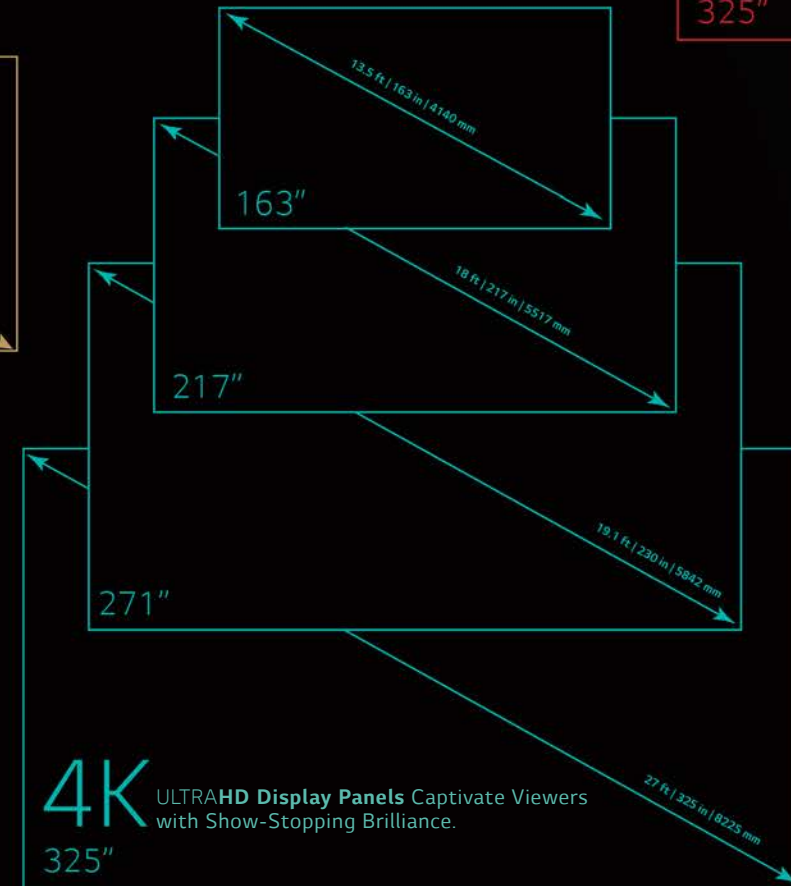
RESOLUTION	3840x1080	BRIGHTNESS	800 nits	PANEL ARRAY	16x8 (1 total panel)
PIXEL PITCH	2.5 MM	ENVIRONMENT	IP30	WEIGHT	1,467 lbs
DIAGONAL	393"	POWER	19,200W _{MAX}	HEAT	65,557 BTU/hr

LG DIRECT VIEW LED
ULTIMATE BUSINESS DISPLAY

Choose The Ideal Resolution and Screen Size to Fit Your Needs




2K
217"
FULLHD Resolution
Delivers Your Content
in Breathtaking Realism.



4K
325"
ULTRAHD Display Panels
Captive Viewers
with Show-Stopping Brilliance.

8K
325"
ULTRAHD MAGNIT Panels Immerse
Audiences with "Larger Than Life"
Images in Stunning Detail.





DUAL4K ULTRA STRETCH 589" (2 X 325")
(SMD 1.8MM)

4K ULTRAHD SIZES

4K DISPLAY SIZES THAT CHALLENGE CONVENTION

LG's 4K direct view fine-pitch direct view LED sizes bring home the WOW factor.

LG has put together a total of eight 4K display sizes. These screens, ranging from 163" to an incredible 325" diagonal, were created for those that simply want more of a good thing.

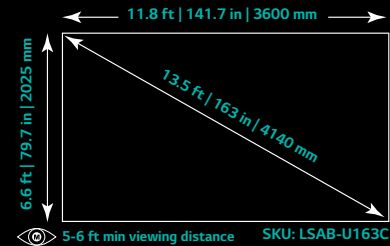
Choose from the LSCB series ultra-thin display panels that blend seamlessly into any environment or advanced LG BLOC display panels that feature 3rd Generation 4-in-1 LED Surface Mount Design. LG's MAGNIT display panels with Deep Black Technology and an impressive 150,000:1 (@10 lux) contrast ratio deliver content in breathtaking realism.

If your needs call for two displays, LG offers Dual2K Ultra Stretch and Dual4K Ultra Stretch configurations that can be mounted as one large display that provides a seamless, double-wide viewing experience or two separate displays that could be mounted separately to provide better coverage to large audiences.

4K ULTRAHD 325" (SMD 1.8MM)

4K ULTRAHD 163"

(COB 0.9MM)



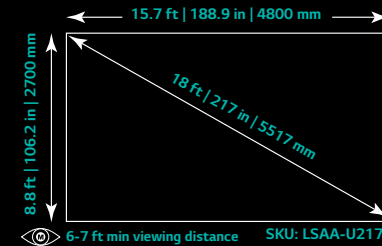
SKU: LSAB-U163C

RESOLUTION	3840x2160	BRIGHTNESS	1200 nits	PANEL ARRAY	6x6 (1 total panel)
PIXEL PITCH	0.93 MM	ENVIRONMENT	IP20	WEIGHT	556 lbs
ASPECT RATIO	16:9	POWER	4,140W _{MAX}	HEAT	14,148 BTU/hr



4K ULTRAHD 217"

(IMD 1.2MM)



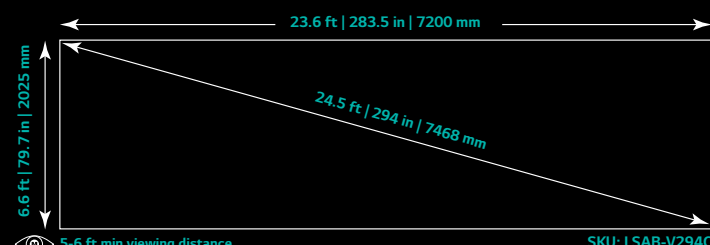
SKU: LSAA-U217C

RESOLUTION	3840x2160	BRIGHTNESS	1200 nits	PANEL ARRAY	8x8 (1 total panel)
PIXEL PITCH	1.2 MM	ENVIRONMENT	IP20	WEIGHT	1030 lbs
ASPECT RATIO	16:9	POWER	7,168W _{MAX}	HEAT	24,512 BTU/hr



dual4K^{ultra} stretch 294" (2 X 163")

(COB 0.9MM)




SKU: LSAB-V294C

RESOLUTION	7680x2160	BRIGHTNESS	1200 nits	PANEL ARRAY	12x6 (1 total panel)
PIXEL PITCH	0.93 MM	ENVIRONMENT	IP20	WEIGHT	1,111 lbs
ASPECT RATIO	32:9	POWER	8,280W _{MAX}	HEAT	28,296 BTU/hr



dual4K^{ultra} stretch 393" (2 X 217")

(IMD 1.2MM)



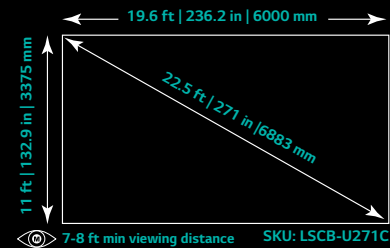
SKU: LSAA-V393C

RESOLUTION	7680x2160	BRIGHTNESS	1200 nits	PANEL ARRAY	16x8 (1 total panel)
PIXEL PITCH	1.2 MM	ENVIRONMENT	IP20	WEIGHT	2,060 lbs
ASPECT RATIO	32:9	POWER	14,336W _{MAX}	HEAT	49,024 BTU/hr



4K ULTRAHD 271"

(SMD 1.5MM)

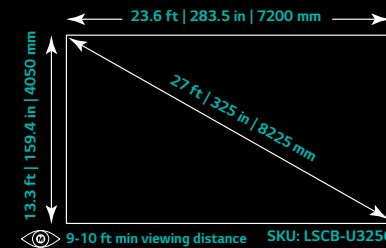


RESOLUTION	3840x2160	BRIGHTNESS	800 nits	PANEL ARRAY	10x10 (1 total panel)
PIXEL PITCH	1.56 MM	ENVIRONMENT	IP30	WEIGHT	1,146 lbs
DIAGONAL	271"	POWER	15,000W _{MAX}	HEAT	51,216 BTU/hr



4K ULTRAHD 325"

(SMD 1.8MM)

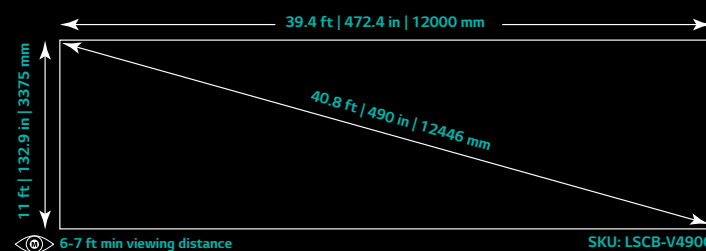


RESOLUTION	3840x2160	BRIGHTNESS	800 nits	PANEL ARRAY	12x12 (1 total panel)
PIXEL PITCH	1.8 MM	ENVIRONMENT	IP30	WEIGHT	1,651 lbs
DIAGONAL	325"	POWER	21,600W _{MAX}	HEAT	73,752 BTU/hr




dual4K^{ultra stretch} 490" (2 X 271")

(SMD 1.5MM)

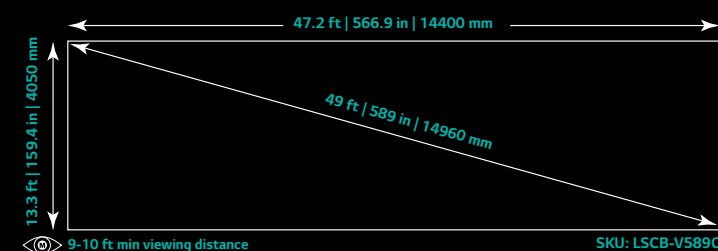


RESOLUTION	7680x2160	BRIGHTNESS	800 nits	PANEL ARRAY	20x10 (1 total panel)
PIXEL PITCH	1.56 MM	ENVIRONMENT	IP30	WEIGHT	2,293 lbs
DIAGONAL	490"	POWER	30,000W _{MAX}	HEAT	102,433 BTU/hr



dual4K^{ultra stretch} 589" (2 X 325")

(SMD 1.8MM)



RESOLUTION	7680x2160	BRIGHTNESS	800 nits	PANEL ARRAY	24x12 (1 total panel)
PIXEL PITCH	1.8 MM	ENVIRONMENT	IP30	WEIGHT	3,302 lbs
DIAGONAL	589"	POWER	43,200W _{MAX}	HEAT	147,503 BTU/hr



8K MAGNIT

THE UNCOMPROMISED DIRECT VIEW LED DISPLAY

LG's MAGNIT LED 8K ultimate business display delivers "LARGER THAN LIFE" images in stunning detail.

LG's MAGNIT is the perfect choice for businesses looking to create a "larger than life" atmosphere, thanks to the incredible impact of an 8K display with a massive 325" screen. LG's MAGNIT panels feature a pixel-pitch of just 0.93mm, LG's Deep Black Technology, and an impressive contrast ratio of 150,000:1 (@10 lux). Add in the power of an Alpha 7 processor and LG's HDR10 Pro2, and you'll see images as the content creator intended, with vivid colors, breathtaking contrast, and ultra-fine detail.

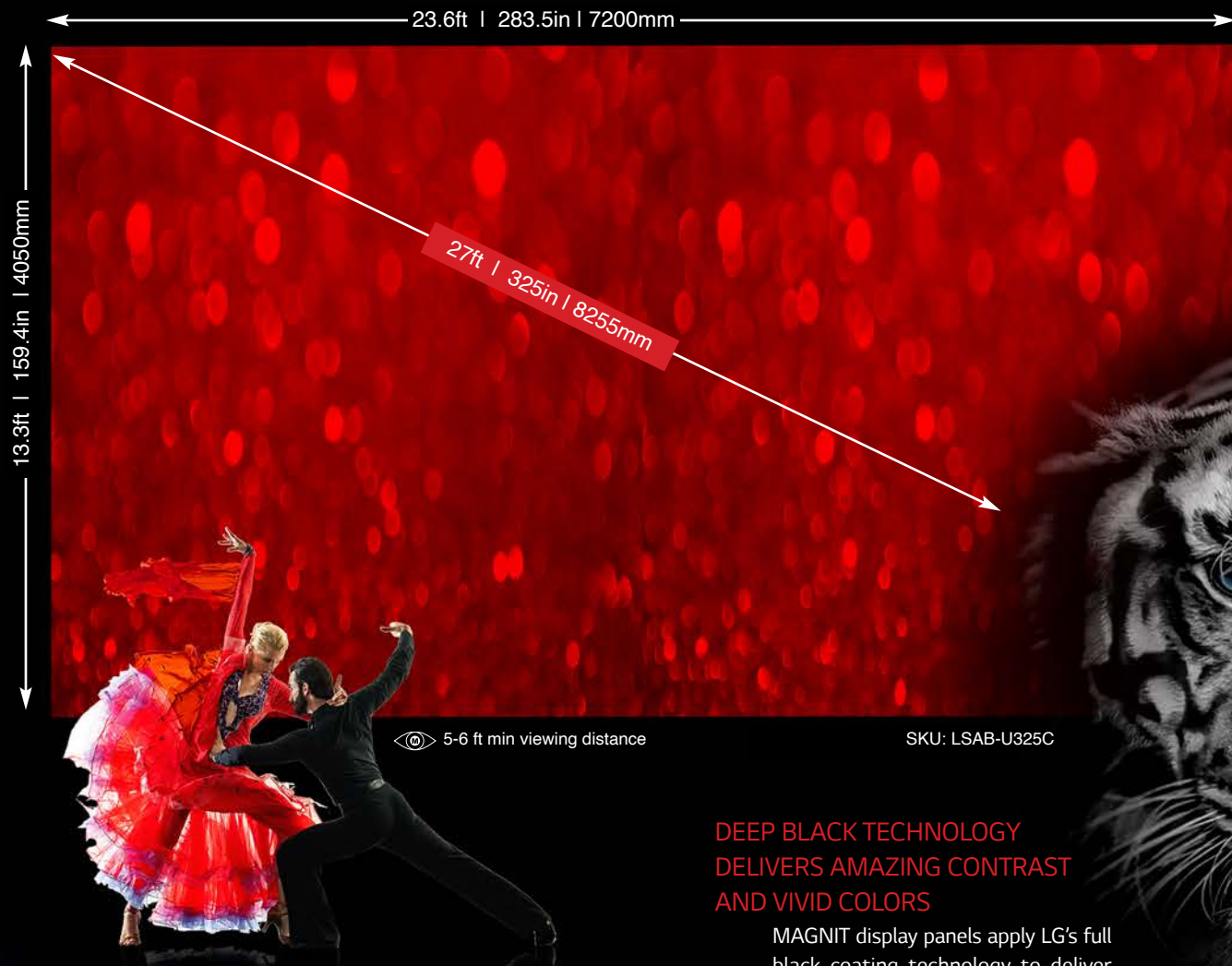
Installing an ultimate business display with LG's MAGNIT panels on your corporate campus will create a lasting impression on clients and employees.



8K ULTRAHD 325" (COB 0.9MM)

8K ULTRAHD 325"
(COB 0.9MM)

RESOLUTION	7680x4320	ASPECT RATIO	16:9
PIXEL PITCH	0.93 MM	DIAGONAL	325"
BRIGHTNESS	1200 nits	PANEL ARRAY	12x12 (1 total panel)
ENVIRONMENT	IP20	WEIGHT	2,222 lbs
POWER	16,560W _{MAX}	HEAT	56,592 BTU/hr



SKU: LSAB-U325C

**ALPHA 7 INTELLIGENT PROCESSOR
OPTIMIZES IMAGE QUALITY**

The AI-Powered a7 processor recognizes and analyzes the original content and optimizes image clarity and sharpness. It also works with an image sensor to optimize the display brightness level to changing ambient light conditions.

**DEEP BLACK TECHNOLOGY
DELIVERS AMAZING CONTRAST
AND VIVID COLORS**

MAGNIT display panels apply LG's full black coating technology to deliver deeper black levels than conventional package LED displays. This advancement can reveal enhanced color reproduction and more precise detail, thanks to an impressive 150,000:1 (@10 lux) contrast ratio.¹

IMAGINE WATCHING YOUR FAVORITE
MOVIE OR SPORTING EVENT IN
**8K MAGNIFICENCE
ON A MASSIVE
325" SCREEN!**

**VIVID COLOR EXPRESSION
POWERED BY HDR10 AND
ENHANCED BY LG'S HDR10
PRO²**

LG's HDR10 Pro² adds enhanced dynamic tone mapping to deliver a color spectrum of over one billion color possibilities.

**WIDE 160° HORIZONTAL AND VERTICAL VIEWING ANGLES
GIVE EVERYONE THE "BEST SEAT IN THE HOUSE."**

Wide 160° horizontal and vertical viewing angles minimize off-axis viewing color distortions and ensure that viewers will see an immersive image virtually anywhere they sit.

RUGGED DESIGN FOR ADDED PEACE OF MIND

Several coated film layers help protect the LED chips from dust, static electricity, or physical impact. This rugged design also reduces glare and fingerprints.

CRESTRON COMPATIBLE AND ADVANCED CONTROLLER MODULE.

LG's MAGNIT is Certified Crestron Connected[®] and is compatible with various professional AV control systems to provide virtually seamless integration and network-based control, making it easier to set up and run meetings. It also features a 4K UHD LED Controller Module, remote control, video scaling, 3.6GB memory, and Wi-Fi for screen sharing.

(1) Based on LG's conventional LED displays
(2) HDR10 Pro is LG's HDR solution for processing HDR signal by using enhanced dynamic tone mapping.




Target Fitness



OUTDOOR 405" (SMD 4.6MM)

OUTDOOR DIRECT VIEW LED

LG OUTDOOR DIRECT VIEW LED ULTIMATE BUSINESS DISPLAY SHOWCASES YOUR CONTENT

For businesses that need a dramatic outdoor display, the LG DVLED ultimate business display comes in five configurations using LG's newest outdoor panel series. They share the ability to deliver bright images, thanks to brightness ratings up to 5000 nits. To help protect them from the elements, this display has an IP65 rating.

GSCA Series HD Solution

Available in 16.4' x 9.8' or 24.6' x 13.1' configurations, these display panels feature a pixel-pitch of 3.9mm, 5000 nits brightness, and an IP65 rating. A larger 29.5' x 16.4' display is also available and features a pixel-pitch of 4.6mm.

GSCC Series

This Full HD display panel features a 42' x 23.6' screen configuration, a pixel-pitch of 6.6mm, and 5,000 nits brightness. It is IP65 rated and is designed for fast assembly and easy maintenance.

GSCD Series

Designed to bring a professional feel to high school football stadiums, the GSCD display panel is ultra-light and features a 26.2' x 26.2' configuration. A 10.4mm pixel-pitch, 5000 nits brightness, and rugged IP65 rating will give fans the score, relevant game data, and even display local business advertising.

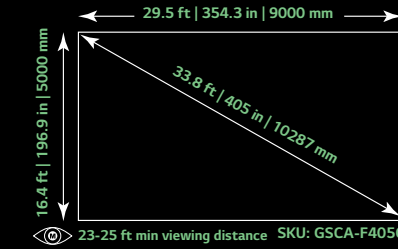
OUTDOOR 230"
(SMD 3.9MM)



RESOLUTION	1280x768	BRIGHTNESS	5000nits	PANEL ARRAY	10x3 (1 total panel)
PIXEL PITCH	3.9 MM	ENVIRONMENT	IP65	WEIGHT	827 lbs
DIAGONAL	230"	POWER	9000W _{MAX}	HEAT	30720 BTU/hr

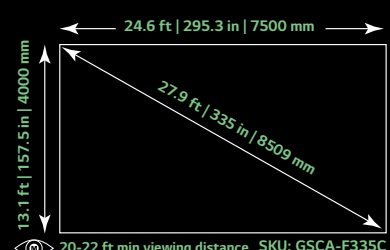


OUTDOOR 405"
(SMD 4.6MM)



RESOLUTION	1944x1080	BRIGHTNESS	5000nits	PANEL ARRAY	18x5 (1 total panel)
PIXEL PITCH	4.6 MM	ENVIRONMENT	IP65	WEIGHT	2,520 lbs
DIAGONAL	405"	POWER	27,000W _{MAX}	HEAT	92,160 BTU/hr

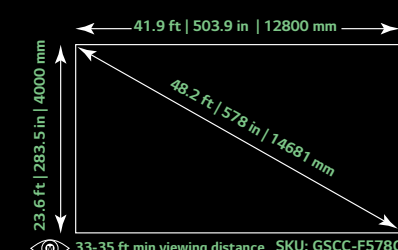
OUTDOOR 335"
(SMD 3.9MM)



RESOLUTION	1920x1024	BRIGHTNESS	5000nits	PANEL ARRAY	15x4 (1 total panel)
PIXEL PITCH	3.9 MM	ENVIRONMENT	IP65	WEIGHT	1,653 lbs
DIAGONAL	335"	POWER	18,000W _{MAX}	HEAT	61,440 BTU/hr



2K FULLHD OUTDOOR 578"
(SMD 6.6MM)



RESOLUTION	1920x1080	BRIGHTNESS	5000nits	PANEL ARRAY	20x10 (1 total panel)
PIXEL PITCH	6.6 MM	ENVIRONMENT	IP65	WEIGHT	7,496 lbs
DIAGONAL	578"	POWER	66,000W _{MAX}	HEAT	225,200 BTU/hr

OUTDOOR SCOREBOARD

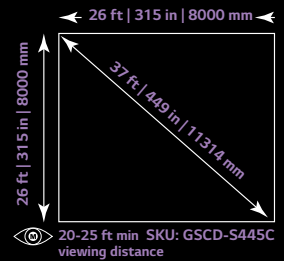
Wow high school football fans with a bright, high-resolution scoreboard that can display the game score and relevant statistics in dazzling brilliance, giving your stadium a professional look and feel. Local business advertising can also be featured as a way for schools to generate additional revenue to support their team and other extra-curricular activities.

Lightweight, Rugged Design

This ultimate business display features ultra-light panels in a 26.2' x 26.2' configuration. The cabinets' front and back are IP65 certified, protecting your investment from weather and harmful outdoor environments. Pixel-pitch is 10.4mm, and maximum display brightness is 5000 nits.

OUTDOOR SCOREBOARD 445"

(SMD 10.4MM)



RESOLUTION	768x768	BRIGHTNESS	5000nits	PANEL ARRAY	8x8 (1 total panel)
PIXEL PITCH	10.4 MM	ENVIRONMENT	IP30	WEIGHT	2,991lbs
DIAGONAL	445"	POWER	42,240W _{MAX}	HEAT	144,152 BTU/hr



INDOOR SCOREBOARD

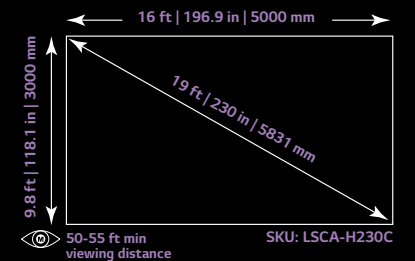
Elevate school gymnasiums with the ultimate direct view LED scoreboard. LG's indoor scoreboard is designed for fast installation and easy maintenance. Its bright screen and wide viewing angle allow all fans to view key stats and game information. Take competitive sporting events like basketball and wrestling to the next level.

Ideally Configured For Indoor Use

This ultimate business display is configured in a large 16' (W) x 9.8' (H) screen. Designed for indoor use, the cabinets' front and back are IP30 certified. Pixel-pitch is 3.9mm, and maximum display brightness is 1000 nits.

INDOOR SCOREBOARD 230"

(SMD 3.9MM)



RESOLUTION	1280x768	BRIGHTNESS	1000nits	PANEL ARRAY	10x3 (1 total panel)
PIXEL PITCH	3.9 MM	ENVIRONMENT	IP30	WEIGHT	1,058lbs
DIAGONAL	230"	POWER	8,100W _{MAX}	HEAT	27,660 BTU/hr



MAKING A COMPELLING CASE FOR A **COMPELLING** **DISPLAY**

While some may say **ATA CERTIFIED FLIGHT CASES** are overkill, LG believes they make perfect sense. After all, the ultimate business display deserves premium treatment. Each display comes in these highly protective cases that feature custom packaging to ensure that your system arrives without issue – free from damage or missing parts. LG even considered each case's exterior, using customized badging that reflects the quality of the system contained within.



WARRANTY AND SERVICE

DESIGNED TO KEEP YOUR
SYSTEM RUNNING SMOOTHLY

- **3 YEARS OF OUR LG MANUFACTURER'S LIMITED WARRANTY SERVICE** - contact your LG representative with any warranty issues you may have
- **3 YEARS OF LG TOTALCARE HEALTH CHECKS** - two visits per year by an LG authorized professional starting with a complete pre-inspection prior to installation and continuing with regular LG system check visits to ensure that all LG components are performing to specification
- **3 YEAR SUBSCRIPTION TO LG CONNECTEDCARE SYSTEM SURVEILLANCE** - allows you (or your system integrator) to remotely monitor the status of your system, monitors any fault diagnosis, and deliver remote-control services, enabling stable operation and virtually seamless service.
- **OPTIONAL SERVICES** - LG White Glove Replacement Service provides an LG authorized technician to visit on site to investigate warranty issues, collaborating with your system integrator to repair any issues or swap any defective components. LG Professional Remote Monitoring provides our ConnectedCare system surveillance done completely by LG professionals who will contact you in the event of any system issues and expedite any service calls.

YOUR BUNDLE SHIPS COMPLETE TO SIMPLIFY SYSTEM SETUP.

Each bundle ships with the required LG components. We also include 5% **ADDITIONAL SPARE PARTS**, including modules, receiving cards, power supplies, and HUB boards. We also include a service tool to make installation and maintenance a breeze.

To get acquainted with the ins and outs of your DVLED ultimate business display, LG will provide up to **2 DAYS OF ON-LOCATION TRAINING** by a certified Field Engineer/Trainer.

¹Based on LG's conventional LED Signage

²HDR10 Pro is LG's HDR solution for processing HDR signal by using enhanced dynamic tone mapping.

© Copyright 2021 ©LG Electronics USA, Inc. All rights reserved. LG and the LG logo are registered trademarks of LG Corp. All other trademarks are the property of their respective owners. Prices, promotions, and availability may vary by dealer. The information contained herein is subject to change without notice. All screen images are simulated. All screen sizes are measured diagonally.
CAT_DVLED_UltimateBusinessDisplay_022118_f

