


LG NeON[®] 2


LG405N2W-A5 | LG400N2W-A5 | LG395N2W-A5 | LG390N2W-A5



72

405W | 400W | 395W | 390W

The LG NeON[®] 2 is LG's best-selling solar module. The 72cell-version of the NeON[®] 2 is especially suited for commercial or utility applications, as it makes space management easier while maximizing power.



Feature



Enhanced Performance Warranty

LG NeON[®] 2 has an enhanced performance warranty. The annual degradation has fallen from -0.6%/yr to -0.5%/yr. Even after 25 years, the cell guarantees 2.4% more output than the previous LG NeON[®] 2 modules.



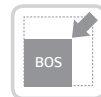
High Power Output

Compared with previous models, the LG NeON[®] 2 72 cell has been designed to significantly enhance its output efficiency, thereby making it efficient even in limited space.



Roof Aesthetics

LG NeON[®] 2 has been designed with aesthetics in mind, using thinner wires that appear all black at a distance.



Outstanding Durability

LG has extended the warranty of the LG NeON[®] 2 from 15 years to 25 years. In addition, LG NeON[®] 2 can endure a front load up to 5400 Pa, and a rear load up to 4300 Pa.



Improved Performance on Sunny Days

LG NeON[®] 2 now performs better on sunny days, thanks to its improved temperature coefficient.



Near Zero LID (Light Induced Degradation)

The n-type cells used in LG NeON[®] 2 have almost no boron. This leads to less LID (Light Induced Degradation) right after installation.

About LG Electronics

LG Electronics is a global big player, committed to expanding its operations with the solar market. The company first embarked on a solar energy source research program in 1985, supported by LG Group's vast experience in the semi-conductor, LCD, chemistry and materials industries. In 2010, LG Solar successfully released its first MonoX[®] series to the market, which is now available in 32 countries. The NeON[®] (previous MonoX[®] NeON), NeON[®]2, NeON[®]2 BiFacial won the "Intersolar AWARD" in 2013, 2015 and 2016, which demonstrates LG Solar's lead, innovation and commitment to the industry.



Mechanical Properties

Cells	6 x 12
Cell Vendor	LG
Cell Type	Monocrystalline / N-type
Cell Dimensions	161.7 x 161.7 mm / 6 inches
# of Busbar	12 (Multi Wire Busbar)
Dimensions (L x W x H)	2,024 x 1,024 x 40 mm 79.69 x 40.31 x 1.57 in
Front Load	5,400 Pa / 113 psf*
Rear Load	4,300 Pa / 90 psf*
Weight	21.7 kg / 47.84 lb
Connector Type	MC4 (MC)
Junction Box	IP68 with 3 Bypass Diodes
Cables	1,200 mm x 2 ea / 47.24 in x 2 ea
Glass	Tempered Glass with AR Coating
Frame	Anodized Aluminium

* Please refer to the installation manual for the details.

Certifications and Warranty

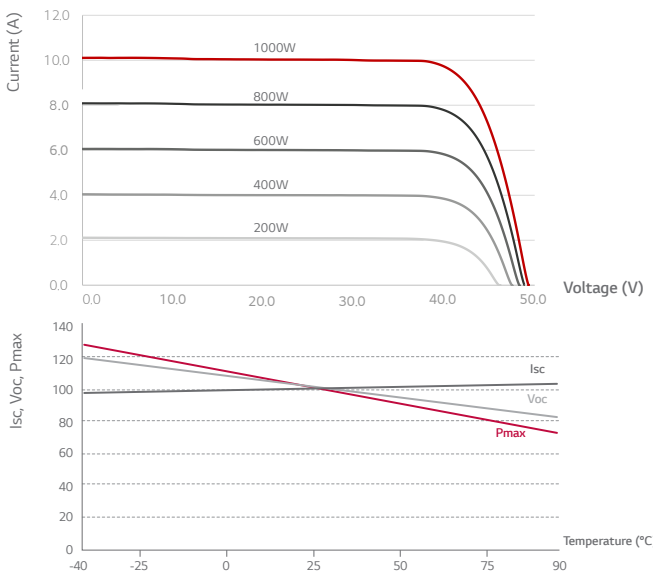
Certifications	IEC 61215, IEC 61730-1/-2
	UL 1703
	IEC 61701 (Salt mist corrosion test)
	IEC 62716 (Ammonia corrosion test)
	ISO 9001
Module Fire Performance	Type 1 (UL 1703)
Fire Rating	Class C (ULC/ORD C 1703, IEC 61730)
Product Warranty	25 Years
Output Warranty of Pmax	Linear Warranty*

* 1) 1st year : 98%, 2) after 1st year : 0.5%p annual degradation, 3) 86% for 25 years

Temperature Characteristics

NOCT	[°C]	45 ± 3
Pmax	[%/°C]	-0.36
Voc	[%/°C]	-0.26
Isc	[%/°C]	0.02

Characteristic Curves



Electrical Properties (STC*)

Model		LG405N2W-A5	LG400N2W-A5	LG395N2W-A5	LG390N2W-A5
Maximum Power (Pmax)	[W]	405	400	395	390
MPP Voltage (Vmpp)	[V]	41.0	40.6	40.2	39.8
MPP Current (Impp)	[A]	9.89	9.86	9.83	9.81
Open Circuit Voltage (Voc)	[V]	49.4	49.3	49.2	49.1
Short Circuit Current (Isc)	[A]	10.51	10.47	10.43	10.39
Module Efficiency	[%]	19.5	19.3	19.1	18.8
Operating Temperature	[°C]	-40 ~ +90			
Maximum System Voltage	[V]	1000 (IEC) / 1500 (UL)			
Maximum Series Fuse Rating	[A]	20			
Power Tolerance	[%]	0 ~ +3			

* STC (Standard Test Condition): Irradiance 1000 W/m², cell temperature 25 °C, AM 1.5

The nameplate power output is measured and determined by LG Electronics at its sole and absolute discretion.

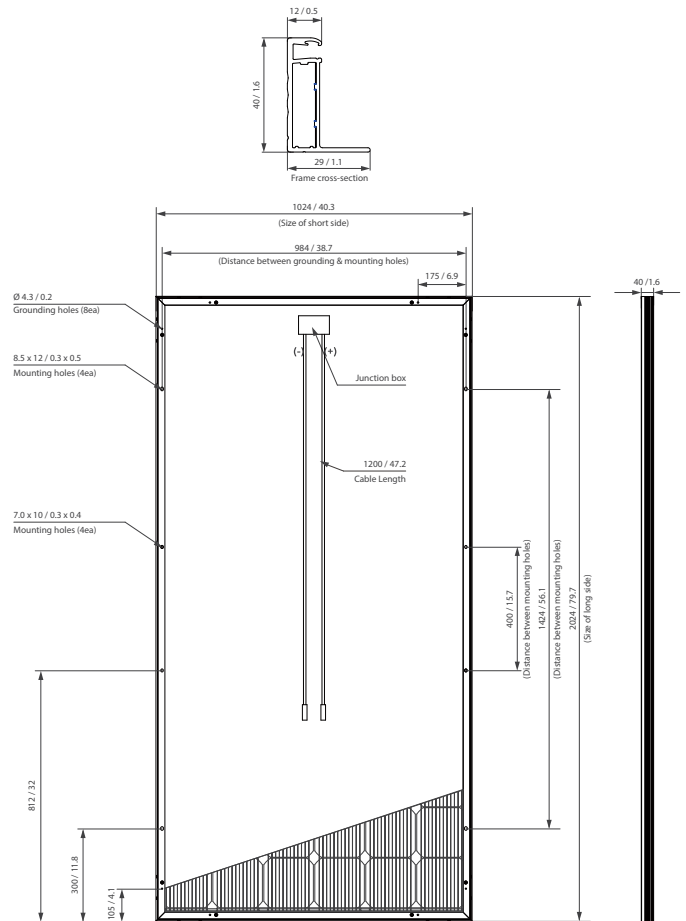
The Typical change in module efficiency at 200 W/m² in relation to 1000 W/m² is -2.0%.

Electrical Properties (NOCT*)

Model		LG405N2W-A5	LG400N2W-A5	LG395N2W-A5	LG390N2W-A5
Maximum Power (Pmax)	[W]	300	296	293	289
MPP Voltage (Vmpp)	[V]	38.0	37.6	37.2	36.9
MPP Current (Impp)	[A]	7.91	7.88	7.86	7.84
Open Circuit Voltage (Voc)	[V]	46.2	46.1	46.0	45.9
Short Circuit Current (Isc)	[A]	8.44	8.41	8.38	8.35

* NOCT (Nominal Operating Cell Temperature): Irradiance 800 W/m², ambient temperature 20 °C, wind speed 1 m/s

Dimensions (mm / inch)



* The distance between the center of the mounting/grounding

