

# Artistic Space Beyond Display

## Video Wall OLED Signage

The video wall OLED signage delivers the deepest black against which colors come alive, so that advertising impact is maximized with life-like content reproduction. Users can expand the size of the screen as much as they want by tiling up displays horizontally. With this excellent expandability and minimized seam, this signage promotes a new level of immersive viewing experience, adding artistic value to premium spaces.



### Key Points

- Unrivaled life-like picture quality providing intense colors on perfect black using LG OLED technology
- Unbelievable slim and light design for a sleek look and easy space utilization
- Customizable to fit the desired screen size with exceptional expandability (1×N)
- Maximized immersion of viewing experience with minimized seams through panel overlap

# Artistic Space Beyond Display

## Video Wall OLED Signage

### Key Features

#### Unrivaled OLED Display



##### Perfect Black

###### Limitless contrast and deepest black

Self-lighting pixels switch off completely to reproduce black. No light bleeding. Absolute black offers infinite contrast.



LCD



LG OLED Signage



##### Perfect Color

###### Accurate & stable color reproduction

Self-lighting pixels bring colors to life with superb accuracy.



LCD


LG OLED Signage



##### Perfect Viewing Screen

###### Wide viewing angle

LG OLED Signage delivers awe-inspiring picture quality across the entire screen, even from wide viewing angles.



##### Perfect Design


###### Slim and light

Composed of just two layers, the LG OLED Signage display is unbelievably lightweight and thin. It enables both design flexibility and easy installation.

LCD  
88.5 mm  
23 kg

VS

LG OLED Signage  
7.9 mm\*  
9.2 kg



\* 55" screen only (w/o T-Con Box, Signage Box)

#### Truly Immersive Screen

##### 1 x N Expandability

The OLED screen size can be as large as users want by tiling up displays horizontally.



1 x 2



1 x 3



1 x 4

~ 1 x N

\* The product doesn't support N x N configuration (ex. 2x2, 2x3, ...) but 1 x N only.

##### One Perfect Look with Minimized Seam

Minimized seam makes connected displays seem like one perfect screen, providing much more immersive viewing experience and greater advertising impact.



Seam : 3.5mm\*  
(A to A: Active area to Active area)

\*Based on 55EV5D

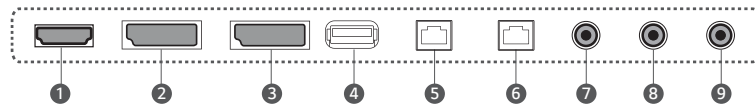
# Artistic Space Beyond Display

## Video Wall OLED Signage

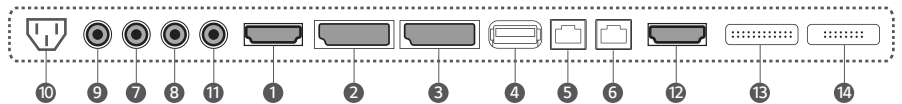
### Connectivity

- |              |               |
|--------------|---------------|
| ❶ HDMI IN    | ❸ RS232C OUT  |
| ❷ DP IN      | ❹ IR IN       |
| ❸ DP OUT     | ❺ AC IN       |
| ❹ USB 3.0 IN | ❻ AUDIO OUT   |
| ❺ LAN IN     | ❼ HDMI OUT    |
| ❻ LAN OUT    | ❽ 22PIN POWER |
| ❼ RS232C IN  | ❾ 16PIN POWER |

65EV5C (Main Box)

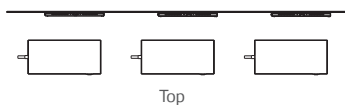
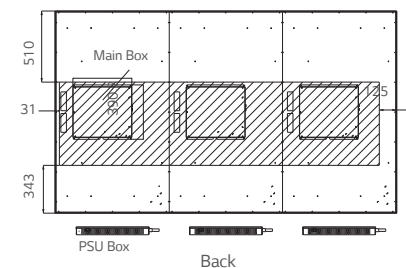
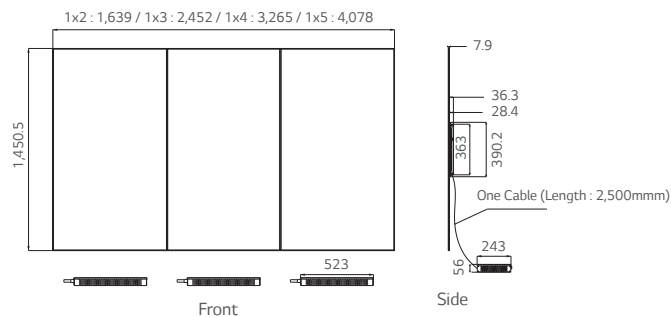


55EV5D (Signage Box)

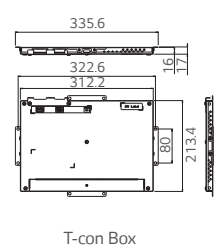
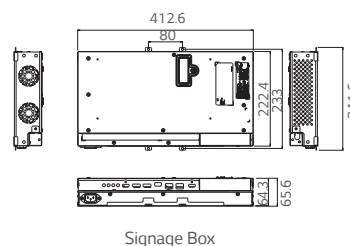

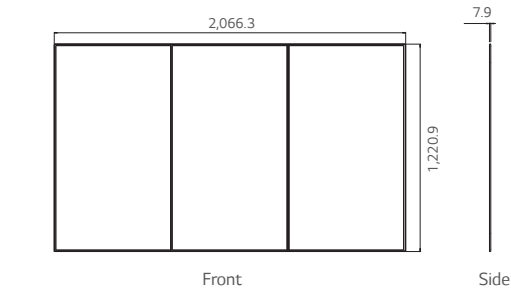


### Dimension (unit : mm)

65EV5C



55EV5D



## Specifications

		65EV5C	55EV5D
PANEL	Screen Size	65"	55"
	Panel Technology	OLED	OLED
	Aspect Ratio	16:9	16:9
	Native Resolution	3,840 x 2,160 (UHD)	1,920 x 1,080 (FHD)
	Brightness	450/140 cd/m <sup>2</sup> (APL*25%/100%)	400/150 cd/m <sup>2</sup> (APL*25%/100%)
	Color Gamut	129%	120%
	Viewing Angle (H x V)	178 x 178	178 x 178
	Operation Hours	12 Hrs / 7 Days (Moving Video Only)	18 Hrs / 7 Days (Moving Video Only)
	Orientation	Portrait	Portrait
CONNECTIVITY	Input	HDMI, DP, USB	
	Output	DP, Audio (55" Only)	
	External Control	RS232C In/out, IR out (55" Only), RJ45 On/out, IR Receiver	
PHYSICAL SPECIFICATION	Bezel Color	Black	Black
	Bezel Width	(Off Bezel) 1.2 / 1.2 / 1.2 / 1.2 mm (U/B/L/R) (On Bezel) 10.5 / 10.5 / 10.5 / 11.0 mm (U/B/L/R) (Seam) 9.5 mm	(Off-bezel) 1.2 / 1.2 / 1.2 / 1.2 mm (U/B/L/R) (On-bezel) 5.6 / 5.6 / 5.6 / 11.0 mm (U/B/L/R) (Seam) 3.5 mm
	Dimension (W x H x D)	(Head) 1x2: 1,639 x 1,450.5 x 7.9 mm 1x3: 2,452 x 1,450.5 x 7.9 mm  (Main Box) 423 x 390.2 x 24.2 mm (PSU Box) 523 x 243 x 56 mm	(Head) 1x2: 1,382 x 1,220.9 x 7.9 mm 1x3: 2,066.3 x 1,220.9 x 7.9 mm  (T-Con Box) 312.2 x 213.4 x 16 mm (Signage Box) 412.6 x 222.4 x 64.3 mm
	Weight	(Set: Head + Main Box + PSU Box) 1x2: 47 kg, 1x3: 70 kg	(Head) 1x2: 18.4 kg, 1x3: 27.4 kg  (T-Con Box) 1.6 kg / ea (Signage Box) 4.3 kg / ea
	Carton Dimensions (W x H x D)	1x2: 1,940 x 1,120 x 536 mm 1x3: 1,940 x 1,120 x 646 mm	1x2: 1,370 x 1,120 x 482 mm 1x3: 1,370 x 1,120 x 482 mm
	Packed Weight	1x2: 70 kg, 1x3: 120 kg	1x2: 78.2 kg, 1x3: 93.7 kg
	SPECIAL FEATURES	Temperature Sensor, Cooling FAN, Tile Mode, Natural Mode@Tile Mode, DPM Select, Energy Saving, File Play with USB, Internal Memory (55": 64GB, 65":128GB), USB Cloning, Calibration Mode, PM Mode, Local Time Auto Setting, Wake on LAN, Failover, DP Daisy Chain	
ENVIRONMENT CONDITIONS	Operation Temperature	0 °C to 40 °C	0 °C to 40 °C
	Operation Humidity	10 % to 80 %	10 % to 80 %
POWER	Power Supply	100-240V~, 50/60Hz	100-240V~, 50/60Hz
	Power Type	Built-In Power	Built-In Power
POWER CONSUMPTION	Typ.	230 W	190 W
	DPM	3 W	3 W
	Power off	0.5 W	0.5 W
STANDARD (CERTIFICATION)	Safety	UL / cUL / CB / TUV / KC	UL / cUL / CB / TUV / KC
	EMC	FCC Class "A" / CE / KC	FCC Class "A" / CE / KC
	ErP/Energy Star	Yes / N/A	Yes / N/A
MEDIA PLAYER COMPATIBILITY	OPS-Type Compatible	No	Yes
	External Media Player Attachable	Yes	Yes
SOFTWARE COMPATIBILITY	Content Management Software	SuperSign CMS	SuperSign CMS
	Control and Monitoring Software	SuperSign C	SuperSign Link
ACCESSORIES	Basic (1x1)	Remote Controller (2 Batteries Included), Power Cord, QSG, Power Hanness Cable (3M x 1 ea, for Connection between PSU Box and Main Box), IR Receiver, Regulation Book, FFC Cables (120mm x 4ea), Phone to RS232C Gender, Phone to Phone (4pin) Cable, DP Cable, LAN Cable	Remote Controller (2 Batteries Included), Power Cord, QSG, HDMI Cable (3M x 1 ea for Connection between T-Con Box and Signage Box), Power Hanness Cable (3M x 1 ea for Connection between T-Con Box and Signage Box), IR Receiver, Regulation Book, Phone to RS232C Gender, Signage Box Jack Cover, T-Con Box Jack Cover, Signage Box Mounting Bracket, T-Con Box Mounting Bracket, FFC Cables (350mm x 4ea, 1600mm x 4ea for Connection between Panel and T-Con Box), Phone to Phone (4pin) Cable, DP Cable, LAN Cable, LC Cable (VLC)
	Optional	N/A	OPS Kit (KT-OPSA)

\* Average Picture Level

Download LG Commercial Display Mobile App



[www.lg.com/b2b](http://www.lg.com/b2b)  
[youtube.com/c/LGCommercialDisplay](https://youtube.com/c/LGCommercialDisplay)  
<https://www.facebook.com/LGInformationDisplay/>  
<https://www.linkedin.com/company/16235211/>

LG may make changes to specifications and product descriptions without notice.  
 Copyright © 2018 LG Electronics Inc. All rights reserved. "LG Life's Good" is a registered trademark of LG Corp.  
 The names of products and brands mentioned here may be the trademarks of their respective owners.

